

DEPARTMENT OF THE ARMY TECHNICAL MANUAL

DIRECT AND GENERAL SUPPORT AND DEPOT MAINTENANCE
REPAIR PARTS AND SPECIAL TOOLS LISTS

CONVERSION, STORAGE AND CHARGING UNIT, CARBON DIOXIDE,
GASOLINE ENGINE OR ELECTRIC MOTOR DRIVEN, SEMITRAILER MTD.,
16,000 POUND CAPACITY (CARDOX MODEL E-46750)

FSN 3655-062-7911

HEADQUARTERS, DEPARTMENT OF THE ARMY

JULY 1970

Changes in force: C1 and C2

CHANGE }
NO. 2 }

HEADQUARTERS
DEPARTMENT OF THE ARMY
WASHINGTON, D.C., 9 JULY 1992

Direct Support, General Support and
Depot Maintenance Repair Parts
and Special Tools List

**CONVERSION, STORAGE AND CHARGING UNIT,
CARBON DIOXIDE, GASOLINE ENGINE OR
ELECTRIC MOTOR DRIVEN, SEMITRAILER MTD.,
16,000 POUND CAPACITY
(CARDOX MODEL E46750)
FSN 3655-062-7911
CONTRACT DAAK01-67-C-1355
SERIAL NUMBERS L-1475-T THROUGH L-1478-T
CONTRACT DSA700-69-C-H562
SERIAL NUMBERS L-1666-T THROUGH L-1668-T**
Approved for public release; distribution is unlimited

TM 5-3655-210-35P, 16 July 1970, is changed as follows:

Page v, Paragraph 8. Lines 6 through 8 should be changed to read "Commander, U.S. Army Troop Support Command, ATTN: AMSTR-MMTS, 4300 Goodfellow Blvd., St. Louis, MO 63120-1798."

Page 42, Figure 38, Item 22. Column (2), add Federal Stock Number 4730-00-927-7272. Change reference no. and Mfr Code from A4739 (41947) to MS39 158-9 (96906).

All changes, additions, or deletions of Federal Stock Numbers or Manufacturer's Code and Part Numbers within this change should be appropriately reflected in the index.

By Order of the Secretary of the Army:

Official:

GORDON R. SULLIVAN
*General, United States Army
Chief of Staff*

MILTON H. HAMILTON
*Administrative Assistant to the
Secretary of the Army*
02008

DISTRIBUTION:

To be distributed in accordance with DA Form 12-25E, qty rqr block no. 3702.

☆U.S. GOVERNMENT PRINTING OFFICE: 1992 - 654-028/60319

PIN : 025573-002

CHANGE }
NO. 1 }

HEADQUARTERS
DEPARTMENT OF THE ARMY
WASHINGTON, D.C., 11 October 1972

Direct Support, General Support and
Depot Maintenance Repair Parts
and Special Tools List

**CONVERSION, STORAGE AND CHARGING UNIT,
CARBON DIOXIDE, GASOLINE ENGINE OR
ELECTRIC MOTOR DRIVEN, SEMITRAILER MTD.,
16,000 POUND CAPACITY
(CARDOX MODEL E46750)
FSN 3655-062-7911
CONTRACT DAAK01-67-C-1355
SERIAL NUMBERS L-1475-T THROUGH L-1478-T
CONTRACT DSA700-69-C-H562
SERIAL NUMBERS L-1666-T THROUGH L-1668-T**

Current as of 12 September 1972

TM 6655-21-35P, 16 July 1970, is changed as follows:

The title is changed as shown above.

Page ii. Paragraph 1 is superseded as follows:

1. Scope

This manual lists repair parts, special tools, test and support equipment required for the performance of direct and general support and depot maintenance of the Cardox Model E46750 Conversion, Storage and Charging Unit, Serial Numbers L-1475-T through L-1478-T, procured under Contract Number DAAK01-67C-1355 (designated Usable On Code "A" -units) and Serial Numbers L-1666-T through L-1668-T, procured under Contract Number DSA700-69-C-H&62 (designated Usable On Code "B" units).

Page ii. Paragraph 3c. Add the following to the end of paragraph 3c.

Parts listed in the Repair Parts list which are usable only on units delivered under Contract Number DAAK01-7-C-1355 are identified in the Usable On Code Column by the letter "A" adjacent to the entry. Parts which are usable only on units delivered under Contract Number DSA700-69-C-H562 are identified in the Usable On Code Column by the letter "B" adjacent to the entry. The Usable On Code Column is blank for parts which are usable on all units delivered under either contract.

Page iv. Paragraph 7. Add the following manufacturers numerically in the proper sequence to the existing list:

03481----Goodrich, B F Co., Aerospace and Defense Products
06247----General Electric Co., Lamp, Metals and Components Dept.
11862----Chevrolet Motor Div. of General Motors Corp.
24161----Gates Rubber Co.
26408----Grinnell Co., Ins
70255----Alco Controls Corp.

77592----Rochester Products, Div. of General Motors Corp.
86850----Champion Spark Plug Co.
95933----Revcor Inc,
98843----Berg Mfg. Co.

All changes, additions, or deletions of Federal stock numbers or manufacturer's code and part number within this change should be appropriately reflected in the index.

**DIRECT AND GENERAL SUPPORT AND DEPOT MAINTENANCE REPAIR PARTS AND
 SPECIAL TOOLS LIST**

**CONVERSION, STORAGE AND CHARGING UNIT, CARBON DIOXIDE,
 GASOLINE ENGINE OR ELECTRIC MOTOR DRIVEN, SEMITRAILER MTD.,
 16,000 POUND CAPACITY (CARDOX MODEL E-46750)
 FSN 3655-062-7911**

Current as of 25 June 1970

Section		Paragraph	Page
I.	INTRODUCTION		
	Scope	1	ii
	General.....	2	ii
	Explanation of columns.....	3	ii
	Special information	4	iii
	How to locate repair parts	5	iii
	Abbreviations.....	6	iv
	Federal supply codes for manufacturers.....	7	iv
	Recommendations for maintenance publications improvements	8	v
II.	REPAIR PARTS FOR DS, GS, AND DEPOT MAINTENANCE	1	1
Group 01.	Fill Manifolds	1	1
02.	Storage Batteries	6	6
03.	Engine Control Panel	7	7
04.	Gasoline Engine Accessories.....	9	9
05.	Gasoline Engine.....	24	24
06.	Cylinder Filling Unit.....	34	34
07.	Drive Shafts, Clutches and Belt Tightener.....	37	37
08.	Refrigeration System	41	41
09.	Liquid Quantity and Pressure Control Panels	45	45
10.	Transfer Pump, Suction and Discharge Lines.....	49	49
11.	Electric Motor and Control Panel	51	51
12.	Power Compartment Heater.....	53	53
13.	Pressure Vessel Valves, Lines and Fittings	54	54
14.	Interior Lighting	56	56
15.	Storage Compartment Components	56	56
16.	Stoplights, Taillights, Clearance Lights and Reflectors	73	73
17.	Landing Jack Assembly, Fenders, Chock Block and Ladder	75	75
18.	Housing Components.....	81	81
19.	Chassis Assembly.....	87	87
III.	SPECIAL TOOLS, TEST AND SUPPORT EQUIPMENT FOR DS, GS, AND DEPOT MAINTENANCE (NOT APPLICABLE)		
IV.	FEDERAL STOCK NUMBER AND REFERENCE NUMBER INDEX.....		199

SECTION I INTRODUCTION

1. Scope

This manual lists repair parts, special tools, test and support equipment required for the performance of direct support, general support, and depot maintenance of the conversion, storage and charging unit.

2. General

This Repair Parts and Special Tools List is divided into the following sections:

a. *Repair Parts-Section II.* A list of repair parts authorized for the performance of maintenance at the direct support, general support, and depot level in figure and item number sequence.

b. *Special Test and Support Equipment -Section III.* (Not Applicable).

c. *Federal Stock Number and Reference Number Index-Section IV.* A list of Federal stock numbers in ascending numerical sequence followed by a list of reference numbers in ascending alpha-numeric sequence, cross-referenced to the illustration figure number and item number.

Note. Items not illustrated are cross-referenced to group number.

3. Explanation of Columns

The following provides an explanation of columns in the tabular lists in sections II and III:

a. *Source, Maintenance, and Recoverability Codes (SMR).*

(1) Source code indicates the selection status and source for the listed item. Source codes used are:

Code	Explanation
P	Repair parts which are stocked in or supplied from the GSA/DSA or Army supply system and authorized for use at indicated maintenance categories.
P2	Repair parts which are procured and stocked for insurance purposes because the combat or military essentiality of the end item dictates that a minimum quantity be available in the supply system.
M	Repair parts which are not procured or stocked, but are to be manufactured in indicated maintenance levels. A Assemblies which are not procured or stocked as such, but are made up of two or more units. Such component units carry individual stock numbers and descriptions, are procured and stocked separately and can be assembled to form the required assembly at indicated maintenance categories. X Parts and assemblies which are not procured or stocked and the mortality of which normally is below that of the end item or component. The failure of such part or assembly should result in retirement of the end item from the supply system
X1	Repair parts which are not procured or stocked. The requirement for such items will be filled by use of the next higher assembly or component.
X2	Repair parts which are not stocked. The indicated

maintenance category requiring such repair parts will attempt to obtain same through cannibalization. Where such repair parts are not obtainable through cannibalization, requirements will be requisitioned, with accompanying justification, through normal supply channels.

G Major assemblies that are procured with PEMA funds for initial issue only as exchange assemblies of DSU and GSU level. These assemblies will not be stocked above DS and GS level or returned to depot supply level.

(2) Maintenance code indicates the lowest category of maintenance authorized to install the listed item. The maintenance level codes are:

Code	Explanation
O.....	Organizational maintenance
F.....	Direct support maintenance
H.....	General support maintenance
D.....	Depot maintenance

(3) Recoverability code indicates whether unserviceable items should be returned for recovery or salvage. Items not coded are expendable.

Recoverability codes are:

Code	Explanation
R	Applied to repair parts (assemblies and components) which are considered economically repairable at direct and general support maintenance levels. When the maintenance capability to repair these items does not exist, they are normally disposed of at the GS level. When supply conditions dictate, some of these repair parts may be listed for automatic return to supply for depot level repair as set forth in AR 710-50. When so listed, they will be replaced by supply on an exchange basis.
S	Repair parts and assemblies which are economically repairable at DSU and GSU activities and which are normally furnished by supply on an exchange basis. When items are determined by a GSU to be uneconomically repairable, they will be evacuated to a depot for evaluation and analysis before final disposition.
T	High dollar value recoverable repair parts which are subject to special handling and are issued on an exchange basis. Such repair parts are normally repaired or overhauled at depot maintenance activities.
U	Repair parts specifically selected for salvage by reclamation units because of precious metal content, critical materials, or high dollar value reusable casings or castings.

b. *Federal Stock Number.* This column indicates the Federal stock number assigned to the item and will be used for requisitioning purposes.

c. *Description.* This column indicates the Federal item name and any additional description of

the item required. Assembly components and subassemblies are indented under major assemblies. The abbreviation "w/e" when used as a part of the nomenclature indicates the Federal stock number includes all armament, equipment, accessories, and repair parts issued with the item. A part number or other reference number is followed by the applicable five-digit Federal supply code for manufacturers in parenthesis. Repair parts quantities included in kits and sets are shown in front of the repair part name. Material required for manufacture or fabrication is identified.

d. *Unit of Measure (U/M)*. A two-character alphabetic abbreviation indicating the amount or quantity of the item upon which the allowances are based, e.g., ft. ea. pr, etc.

e. *Quantity Incorporated in Unit*. This column indicates the quantity of the item used in the assembly group. A "V" appearing in this column in lieu of a quantity indicates that a definite quantity cannot be indicated (e.g., shims, spacers, etc.)

f. *Thirty-Day DS/GS Maintenance Allowances*.

Note. Allowances in GS column are for GS maintenance only.

(1) The allowance columns are divided into three subcolumns. Indicated in each subcolumn, opposite the first appearance of each item, is the total quantity of items authorized for the number of equipments supported. Subsequent appearances of the same item will have the letters "REF" in the applicable allowance column. To locate the referenced item, locate the FSN or reference number in the index. The earliest figure and item number is the referenced item. Items authorized for use as required but not for initial stockage are identified with an asterisk in the allowance column.

(2) The quantitative allowances for DS/GS levels of maintenance will represent initial stockage for a 30-day period for the number of equipment supported.

(3) To determine allowances when supporting more than 100 of these equipments: First, divide the number of equipments supported by 100 by moving the decimal two places left; second, multiply the result by the quantity in the 51-100 density column. Example, authorized allowance for 51-100 equipments is 40; for 150 equipments multiply 40 by 1.50 or 60 parts required.

g. *one-year Allowance Per 100 Equipments/Contingency Planning Purposes*. This column indicates opposite the first appearance of each item the total quantity required for distribution and contingency planning purposes. The range of items indicates total quantities of all authorized items required to provide for

adequate support of 100 equipments for one year. Subsequent appearances of the same item will have the letters "REF" in the allowance column. To locate the referenced item, locate the FSN or reference number in the index. The earliest figure and item number is the referenced item.

h. *Depot Maintenance Allowance Per 100 Equipments*. This column indicates opposite the first appearance of each item the total quantity authorized for depot maintenance of 100 equipments. Subsequent appearances of the same item will have the letters "REF" in the allowance column. To locate the referenced item, locate the FSN or reference number in the index. The earliest figure and item number is the referenced item. Item authorized for use as required but not for initial stockage are identified with an asterisk in the allowance column.

i. *Illustration*. This column is divided as follows:

(1) *Figure number*. Indicates the figure number of the illustration in which the item is shown.

(2) *Item number*. Indicates the callous number used to reference the item in the illustration.

4. Special Information

a. Repair parts mortality has been based on 4000 hours operation per year.

b. Parts which require manufacture or assembly at a category higher than that authorized for installation will indicate in the source column the higher category.

c. The following publications pertain to the conversion, storage, and charging unit and its components.

TM 5-3655-210-12	Operator and Organizational maintenance Manual
TM 5-3665-210-20P	Organizational Maintenance Repair Parts and Special Tools Lists
TM 5-3655-210-35	Direct Support, General Support and Depot Maintenance Manual

5. How to Locate Repair Parts

a. When Federal stock number or reference number is unknown:

(1) *First*. Using the table of contents, determine the assembly group within which the repair part belongs. This is necessary since illustrations are prepared for assembly groups, and listings are divided into the same groups.

(2) *Second.* Find the illustration covering the assembly group to which the repair part belongs.

(3) *Third.* Identify the repair part on the illustration and note the illustration figure number and item number of the repair part.

(4) *Fourth.* Using the Repair Parts Listing, find the assembly group to which the repair part belongs and locate the illustration figure and item number noted on the illustration.

b. When the Federal stock number or reference number is known:

(1) *First.* Using the Index of Federal Stock Numbers and Reference Numbers, find the pertinent Federal stock number or reference number. This index is in ascending FSN sequence followed by a list of reference numbers in ascending alpha-numeric sequence, cross-referenced to the illustration figure number and item number.

(2) *Second.* Using the Repair Part Listing, find the assembly group of the repair part and the illustration figure number and item number referenced in the Index of Federal Stock Numbers and Reference Numbers.

c. When the Federal stock number or reference number is known and the repair part is not illustrated:

(1) *First.* Using the Index of Federal Stock Numbers and Reference Numbers find the pertinent Federal stock number or reference number in the section titled Items not Illustrated and note the group number. This section is in ascending FSN sequence followed by a list of reference numbers in alpha-numeric sequence, cross referenced to assembly group number.

(2) *Second.* Using the Table of Contents, locate the assembly group number and page number.

(3) *Third.* Using the applicable group number and page number, locate the pertinent stock number or reference number in the Repair Parts Listing. Items which are not illustrated are listed at the end of the assembly group to which they belong.

6. Abbreviations

ANPT.....	Aeronautical National Taper Pipe Thread
deg.....	degrees
die.....	diameter
ft.....	foot (feet)
id.....	inside diameter
in.....	inch(es)
lg.....	long (length)
lh.....	left hand
mtg.....	mounting
No.....	number
NPT.....	American Standard Taper Pipe Thread
NPTF.....	American Standard Taper Pipe Thread (Dryseal)
od.....	outside diameter
rh.....	right hand
std.....	standard
thd.....	thread(ed)
thk.....	thick(ness)
UNF.....	Unified Fine Thread

7. Federal Supply Codes for Manufacturers Code Manufacturer

Code	Manufacturer
00000	Ordnance Corps.

01212	Federal-Mogul-Bower Bearings, Inc.
01317	Fyr-Fyter Co., Inc.
02295	General Electric Co., General Purpose Control Dept.
02695	Sealmaster Bearings Div. of Stephens - Adamson Mfg. Co.
03510	General Electric Co., Small Motor and Generator Dept.
03850	Chicago - Allis Mfg. Corp.
05991	Barton Instrument Corp.
06023	Bastian Blessing Co.
06853	Bendix-Westinghouse Automotive Air Brake Co.
07464	Cardox Division Chemetron Corp,
08132	American Biltrite Rubber Co., Inc.
08484	Breeze Corporations, Inc.
09393	Rochester Gauge, Inc. of Texas
09386	Budd Co. Automotive Division
10665	Cardair Division of Marmon-Herrinton Co., Inc.
13871	Lenape Hydraulic Pressing and Forging Co.
14569	Copeland Refrigeration Corp.
14959	Crane Co.
15840	Danly Machine Specialties Inc.
15852	Darley WS and Co.
16764	Delco-Remy Division of General Motors Corp.
19207	Army Tank-Automotive Center
19728	The Prestolite Co.
21102	Evans Products Co.
22337	Firestone Tire and Rubber Co.
23826	Furnas Electric Co.
24455	General Electric Co. Lamp Division of Consumer Products Group
24616	Physics International Co.
24617	General Motors Corp.
25472	The BE Goodrich Co.
27182	AL Hansen Mfg. Co.
28718	The Hilliard Corp.
33334	Kerotest Mfg. Co.
37239	Lunkenheimer Co.
39428	McMaster Carr Supply Co.
39709	The Mercoid Corp.
41947	Mueller Brass Co.
48422	The Wm. Powell Co.
50798	Richards-Wilcox Mfg. Co.
51600	Rollway Bearings Co., Inc.
53591	Schwitzer Corp.
54713	Shuler Axle Co., Inc.
56289	Sprague Electric Co.
57068	Stanley Work's
57733	Stewart-Warner Corp.
58553	Superior Valve and Fittings Co.
59730	Thomas and Betts Co.
60038	Timken Roller Bearing Co.
61208	Twin Disc Clutch Co.
61349	United States Gauge Div. of Ametek, Inc.
63220	Henry Vogt Machine Co.
65586	Edwin L. Wiegand Co.
66289	Wisconsin Motor Corp.
70485	Atlantic India Rubber Works, Inc.

<i>Code</i>	<i>Manufacturer</i>
70903	Belden Mfg. Co.
70955	Blackstone Mfg. Co.
71956	Dodge Mfg. Corp.
72619	Dialight Corp.
72635	R E Dietz Co.
72962	Elastic Stop Nut Corp. of America
73331	Guide Lamp Division of General Motors Corp.
73370	Fram Corp.
73398	Froelich Jacob Cabinet Works
74382	Triple A Specialty Co.
74410	Holland Hitch Co.
74462	C M Hoof Co.
75418	Kysor Industrial Corp.
76122	M P Pumps, Inc.
76325	Metal Specialties Mfg. Co., Inc.
77260	Pierce Governor Co., Inc.
77342	American Machine and Foundry Co.
78252	Stopler Industries, Inc.
78480	Tillotson Mfg. Co.
78940	United Air Cleaner Div. of United Specialties Co.
79136	Waldes Kohinoor, Inc.
79470	The Weatherhead Co.
79568	Whittet-Higgins Co., Inc.
79575	Wico Electric Co.
79960	The Bendix Corp. Zenith Carburetor Division
80089	R B 54 Mfg. Co.
80183	Sprague Products Co.
80201	Chicago Rawhide Mfg. Co.
80252	Sperti Faraday, Inc.
80755	Randall Graphite Bearings, Inc.
80837	Westran Corp.
80996	Grinwell Corp.
81043	Hurst Industries, Inc.
81336	Chief of Engineers

<i>Code</i>	<i>Manufacturer</i>
81348	Federal Specifications Promulgated by General Services Administrations
81349	Military Specifications Promulgated by Standardization Div. Directorate of Logistic Services DSA
81860	Barry Controls Division of Barry Wright Corp.
82647	Metals and Controls, Inc. Spencer Products
88042	Army Air Force Drawings
88044	Aeronautical Standards Group
88235	Arthur J. Barry Corp.
89513	Janitrol Aero Division of Midland Ross Corp.
90129	Joy Mfg. Co.
91692	John Chatillon and Sons
91929	Honeywell, Inc. Micro Switch Div.
92418	Inland Mfg. Co.
92578	Penn Controls, Inc.
94983	Smith Precision Products Co.
96452	American-Standard Controls Division
96906	Military Standard Promulgated by Standardization Div. Directorate of Logistic Services DSA
99062	Reynolds Mfg. Co., Inc.
99752	Chemiquip Co.

8. Recommendations for Maintenance Publication Improvements

Report of errors, omissions, and recommendations for improving this publication by the individual user is encouraged. Reports should be submitted on DA Form 2028 (Recommended Changes to Publications) and forwarded direct to Commanding General, U.S. Army Mobility Equipment Command, ATTN: AMSME-MPP, 4300 Goodfellow Boulevard, St. Louis, Mo. 63120.

Page	Line Item	Action	(1) SMR CODE	(2) FEDERAL STOCK NUMBER	(3) DESCRIPTION REF. NUMBER & MFR CODE	(4) USABLE ON CODE	(5) UNIT OF MEAS	(6) QTY INC IN UNIT PACK	(7) 30-DAY DS MAINT ALLOWANCE			(8) 30-DAY GS MAINT ALLOWANCE			(9) 1-YR ALW PER 100 EQUIP CNTGCV	(10) DEPOT MAINT ALW PER 100 EQUIP	(11) ILLUSTRATION	
									(a)	(b)	(c)	(a)	(b)	(c)			(a)	(b)
									1-20	21-50	51-100	1-20	21-50	51-100			FIG NO.	ITEM NO.
1		Right after line item 1 (gage) add:	X20		WINDOW, DIAL 52531 (10665)	B	EA	1								1	1A	
	2	Change line 1, Column 3			BOLT, U: CYLINDER FILL GAGE BRACKET	A												
		Right after line item 2 (bolt) add:	X20		BOLT, U: CYLINDER FILL GAGE BRACKET MTG, 1/4 IN. 3055 (07464)	B	EA	2								1	2	
	4	Change line 1, Column 3			WASHER, LOCK: CYLINDER FILL GAGE	A												
		Right after line item 4 (washer) add:	PO	5310-582-5965	WASHER, LOCK: CYLINDER FILL GAGE BRACKET MTG, 1/4 IN. SCREW SIZE MS3533844 (96906)	B	EA	4	*	*	*	*	*	*	1	1	4	
	7	Change line 1, Column 3			SCREW, CAP, HEXAGON READ: MANIFOLD	A												
		Right after line item 7 (screw) add:	PO	5305-068-0502	SCREW, CAP, HEXAGON HEAD: MANIFOLD MTG, 1/4-20 THD SIZE, 3/4 .IN. LG MS90725-6 (96906)	B	EA	2	*	*	*	*	*	*	1	1	7	
	8	Change line 1, Column 3			WASHER, LOCK: MANIFOLD MTG,	A												
		Right after line item 8 (washer) add:	PO	5310-582-5965	WASHER, LOCK: MANIFOLD MTG, 1/4 IN. SCREW SIZE MS35338-44 (96906)	B	EA	2	*	*	*	*	*	*	1	1	8	
	15	Change line 1, Column 3 Right after line item 15 (Valve) add:	PO		VALVE, CYLINDER FILL VALVE, CYLINDER FILL 2965A24E-A17 (33334)	A B	EA	2	1	2	3	1	2	3	36	24	1	15
	22	Change line 1, Column 3			NUT, TUBE COUPLING: 1/2 IN.	A												
		Right after line item 22 (nut) add:	PO	4730-921-3243	NUT, TUBE COUPLING: 1/2 IN. MS39167-7 (96906)	B	EA	2	*	*	*	*	*	*	1	2	6	
	23	Change line 1, Column 3			TUBE, COPPER. FIRE LINE VALVE TO	A												
		Right after line item 23 (tube) add:	X20		TUBE, COPPER, FIRE LINE VALVE TO NOZZLE,, 1/2 IN. OD, 0.035 IN. WALL THK, 60 IN. 560143 (07461)	B	FT	1								2	7	

Page	Line Item	Action	(1) SMR CODE	(2) FEDERAL STOCK NUMBER	(3) DESCRIPTION REF. NUMBER & MFR CODE	(4) USABLE ON CODE	(5) UNIT OF MEAS	(6) QTY INC IN UNIT PACK	(7) 30-DAY DS MAINT ALLOWANCE			(8) 30-DAY GS MAINT ALLOWANCE			(9) 1-YR ALW PER 100 EQUIP CNTGCV	(10) DEPOT MAINT ALW PER 100 EQUIP	(11) ILLUSTRATION	
									(a)	(b)	(c)	(a)	(b)	(c)			(a)	(b)
									1-20	21-50	51-100	1-20	21-50	51-100			FIG NO.	ITEM NO.
3	16	Change line 1, Column 3 Right after line item 16 (washer) add:	PO	5310-582-5965	WASHER, LOCK: PIPE CLAMP, 1/4 IN. SCREW SIZE MSS33384 (96906)	A B	EA	2	*	*	*	*	*	*	1		2	24
	23	Change line 1, Column 3 Right after line item 23 (union) add:	PO	4730-174-4534	UNION, PIPE: EQUALIZING LINE UNION, PIPE: EQUALIZING LINE, 1 IN. 639440 (07464)	A B	EA	1	*	*	*	*	*	*	1		2	31
	25	Change line 1, Column 3 Right after line item 25 (union) add:	PO	4730-174-4534	UNION, PIPE: EQUALIZING LINE, 1 IN. 539440 ,(07464)	A B	EA	1	*	*	*	*	*	*	1		2	33
4	3	Change line 1, Column 3 Right after line item 3 (union) add:	X20		UNION, PIPE: VAPOR M[ANIFOLD, 1 IN. UNION, PIPE: VAPOR MANIFOLD, 1 IN. 539483 (07464)	A B	EA	2									2	36
	4	change line 1, Column 8 Right after line item 4 (nipple) add:	X20		NIPPLE, PIPE: GLOBE VALVE, 1 IN. NIPPLE, PIPE: GLOBE VALVE, 1 IN. STD PIPE, 1-1/2 IN. LG 540234 (07464)	A B	EA	1									2	37
		Right after line item 18 (tee) add:	PF	4730-288-6999	NIPPLE, PIPE: VAPOR MANIFOLD, 1-1/2 IN. STD PIPE, 2-1/2 IN. LG 54068 (07464)	B	EA	1	*	*	*	*	*	*	1		2	52
5	10	Change column 6						5										
6	9	Change column 6						2										
	10	Change column 6						2										
	11	Change column 6						1										

Page	Line Item	Action	(1) SMR CODE	(2) FEDERAL STOCK NUMBER	(3) DESCRIPTION REF. NUMBER & MFR CODE	(4) USABLE ON CODE	(5) UNIT OF MEAS	(6) QTY INC IN UNIT PACK	(7) 30-DAY DS MAINT ALLOWANCE			(8) 30-DAY GS MAINT ALLOWANCE			(9) 1-YR ALW PER 100 EQUIP CNTGCTY	(10) DEPOT MAINT ALW PER 100 EQUIP	(11) ILLUSTRATION	
									(a)	(b)	(c)	(a)	(b)	(c)			(a)	(b)
									1-20	21-50	51-100	1-20	21-50	51-100			FIG NO.	ITEM NO.
6	12	Change line 1, Column 3			NIPPLE, PIPE: VALVE TO DEHYDRATOR	A												
		Right after line item 12 (nipple) add:	X20		NIPPLE, PIPE, VALVE TO DEHYDRATOR, 1-1/2 IN. STD PIPE, 8 IN. LG 540359 (07464)	B	EA	1									3	42
	16	Change line 1, Column 3			LEAD, ELECTRICAL: BATTERY JUMPER	A												
		Right after line item 16 (lead) add:	X20		LEAD, ELECTRICAL: BATTERY JUMPER 52196 (07464)	B	EA	1									4	2
7	18	Change line 1, Column 3			RELAY, ARMATURE: ENGINE START	A												
		Right after line item 18 (relay) add:	PO		RELAY, ARMATURE: ENGINE START KUP5A15-240VAC (77342)	B	EA	1	1	1	3	1	1	3	30	24	5	11
			PO	5310-934-9747	NUT, PLAIN, HEXAGON: RELAY SOCKET MTG, NO. 6-32 THD SIZE MS35649-262 (96906)	B	EA	2	*	*	*	*	*	*	1		5	11A
			PO	5310-045-4007	WASHER, LOCK: RELAY SOCKET MTG, NO. 6 SCREW SIZE MS35338-41 (96906)	B	EA	2	*	*	*	*	*	*	1		5	11B
			PO	5305-889-3006	SCREW, MACHINE: RELAY SOCKET MTG, NO. 6-32 THD SIZE, 1/2 IN. LG MS35206-230 196906)	B	EA	2	*	*	*	*	*	*	1		5	11C
			X20		SOCKET, RELAY 9KU1 (77342)	B	EA	1									5	11D
	19	Change line 1, Column 3			SCREW, MACHINE: RELAY BRACKET MTG	A												
		Right after line item 19 (screw) add:	PO	5305-984-6191	SCREW, MACHINE: RELAY BRACKET MTG, NO. 8-32 THD SIZE, 3/8 IN. LG 606109 (07464)	B	EA	2	*	*	*	*	*	*	1		5	12

Page	Line Item	Action	(1) SMR CODE	(2) FEDERAL STOCK NUMBER	(3) DESCRIPTION REF. NUMBER & MFR CODE	(4) USABLE ON CODE	(5) UNIT OF MEAS	(6) QTY INC IN UNIT PACK	(7) 30-DAY DS MAINT ALLOWANCE			(8) 30-DAY GS MAINT ALLOWANCE			(9) 1-YR ALW PER 100 EQUIP CNTGCV	(10) DEPOT MAINT ALW PER 100 EQUIP	(11) ILLUSTRATION	
									(a)	(b)	(c)	(a)	(b)	(c)			(a)	(b)
									1-20	21-50	51-100	1-20	21-50	51-100			FIG NO.	ITEM NO.
7	20	Change line 1, Column 3			WASHER, LOCK: RELAY BRACKET MTG	A												
		Right after line item 20 (washer) add:	PO	5310-04-3299	WASHER, LOCK: RELAY BRACKET MTG, NO. 8 SCREW SIZE MS35338-42 (96906)	B	EA	2	*	*	*	*	*	*	1		5	13
	21	Change line 1, Column 3			NUT, PLAIN, HEXAGON: RELAY BRACKET	A												
		Right after line item 21 (nut) add:	PO	5310-012-0622	NUT, PLAIN, HEXAGON: RELAY BRACKET, MTG. NO. 8-32 THD SIZE MS35649-82 (96906)	B	EA	2	*	*	*	*	*	*	1		5	14
	22	Change line 1, Column 3			BRACKET, RELAY	A												
		Right after line item 22 (bracket).	X20		BRACKET RELAY B46933 (07464)	B	EA	1									5	15
8	8	Change line 1, Column 3			LENS, INDICATOR LIGHT: RED	A												
		Right after line item 8 (lens) add:	PO	6210-087-7909	LENS, INDICATOR LIGHT: RED 81-0131-203 (72619)	B	EA	2	2	2	3	2	2	3	32	24	5	23
	9	Change line 1, Column 3			LENS, INDICATOR LIGHT: GREEN	A												
		Right after line item 9 (lens) add:	PO	6210-045-8458	LENS, INDICATOR LIGHT: GREEN 81-0132-203 (72619)	B	EA	2	2	2	3	2	2	3	32	24	5	24
	11	Change line 1, Column 3			LIGHT, INDICATOR	A												
		Right after line item 11 (light) add:	PO		LIGHT INDICATOR 91-1310-09-201 (72619)	B	EA	4	2	2	4	2	2	4	64	48	5	26
	19	Change line 1, Column 3			SCREW, CAP, HEXAGON HEAD: PANEL TO	A												
		Right after line item 19 (screw) add:	PO	5305-068-0502	SCREW, CAP, HEXAGON HEAD: PANEL TO BRACKET, 1/4-20 THD SIZE, 3/4 IN. LG M.9S0725 (96906)	B	EA	8	*	*	*	*	*	*	*	*	5	34

Page	Line Item	Action	(1) SMR CODE	(2) FEDERAL STOCK NUMBER	(3) DESCRIPTION REF. NUMBER & MFR CODE	(4) USABLE ON CODE	(5) UNIT OF MEAS	(6) QTY INC IN UNIT PACK	(7) 30-DAY DS MAINT ALLOWANCE			(8) 30-DAY GS MAINT ALLOWANCE			(9) 1-YR ALW PER 100 EQUIP CNTGCV	(10) DEPOT MAINT ALW PER 100 EQUIP	(11) ILLUSTRATION	
									(a)	(b)	(c)	(a)	(b)	(c)			(a)	(b)
									1-20	21-50	51-100	1-20	21-50	51-100			FIG NO.	ITEM NO.
6	20	Change line 1, Column E			WASHER, LOCK: PANEL TO BRACKET	A												
		Right after line item 20 (washer) add:	PO	5310-582-5965	WASHER, LOCK: PANEL TO BRACKET, 1/4 IN. SCREW SIZE MS35338-44 (96906)	B	EA	8	*	*	*	*	*	*	*		5	35
		Right after line item 21 (nut) add:	PO	5305-071-2239	SCREW, CAP, HEXAGON HEAD: PANEL ASSY MTG, 1/4-20 THD SIZE, 1-1/2 IN. LG MS90725-12 (96906)	B	EA	2	*	*	*	*	*	*	*		5	36A
			PO		WASHER, BEVEL: PANEL ASSY MTG, 1/4 IN. SCREW SIZE 60853E (07464)	B	EA		*	*	*	*	*	*	*		5	36B
			PO	5310-550-1130	WASHER, LOCK: PANEL ASSY 'MTG, 1/4 IN. SCREW SIZE MS3533-40 (96906)	B	EA	2	*	*	*	*	*	*	1		5	36C
9	3	Change line 1, Column 3			CONTROL, CHOCK, AUTOMATIC	A												
		Right after line item 8 (control) add:	PO		CONTROL, CHOKE, AUTOMATIC VF87B (66289)	B	EA	1	*	1	1	*	1	1	12	12	6	1
	7	Change line 1, Column 3			PIN, COTTER: CHOKE CONTROL ROD TO	A												
		Right after line item 7 (pin) add:	X20		CLIP: CHOKE CONTROL ROD TO CHOKE LEVER PK159 (66289)	B	EA	1									6	5
			X20		CLIP: CHOKE CONTROL ROD TO CARBURETOR LEVER PK158 (66289)	B	EA	1									6	5A
	8	Change line 1, Column 3			ROD: CHOKE CONTROL	A												
		Right after line item 8 (rod) add:	X20		ROD, CHOKE CONTROL VE810 (66289)	B	EA	1									6	6
		Right after line item 10 (washer) add:	PO		GASKET: AUTOMATIC CHOKE MTG QD812 (66289)	B	EA	1	*	1	1	*	1	1	16	12	6	9

Page	Line Item	Action	(1) SMR CODE	(2) FEDERAL STOCK NUMBER	(3) DESCRIPTION REF. NUMBER & MFR CODE	(4) USABLE ON CODE	(5) UNIT OF MEAS	(6) QTY INC IN UNIT PACK	(7) 30-DAY DS MAINT ALLOWANCE			(8) 30-DAY GS MAINT ALLOWANCE			(9) 1-YR ALW PER 100 EQUIP CNTGCV	(10) DEPOT MAINT ALW PER 100 EQUIP	(11) ILLUSTRATION	
									(a)	(b)	(c)	(a)	(b)	(c)			(a)	(b)
									1-20	21-50	51-100	1-20	21-50	51-100			FIG NO.	ITEM NO.
9	16	Change line 1, column 3			MUFFLER, EXHAUST	A												
		Right after line item 16 (muffler) add:	PO		MUFFLER, EXHAUST WD86 (66289)	B	EA	1	*	1	1	*	1	1	16	12	7	6
		Right after line item 19 (nipple) add:	X20		LOCKNUT, MUFFLER NIPPLE PD215 (66289)	B	EA	1									7	10
	22	Change line 1, Column 3			CLAMP, HOSE: AIR CLEANER, 1-7/8 IN.	A												
		Right after line item 22 (clamp)add:	X20		CLAMP, HOSE: AIR CLEANER, 1-7/8 IN. LK11 (66289)	B	EA	1									8	3
			PO	4730-358-5965	CLAMP, HOSE: AIR CLEANER 2 IN. LK10 (B6289)	B	EA	1	*	*	*	*	*	*	1		8	3A
10	5	Change line 1, Column 3			WASHER, LOCK: MANIFOLD AND MUFFLER	A												
		Right after line item 5 (washer) add:	PO	5310-194-0021	WASHER, LOCK: MANIFOLD MTG, 3/8 IN. SCREW SIZE PE5A (66289)	B	EA	2	*	*	*	*	*	*	1		8	8
	7	Change line 1, Column 3			PLUG, PIPE: INTAKE MANIFOLD	A												
	9	Change line 1, column 3			MANIFOLD, EXHAUST	A												
		Right after line item 9 (manifold) add:	X20	2807-766-8110	MANIFOLD, EXHAUST LD242-1 (66289)	B	EA	1									8	12
	17	Change line 1, Column 3			BRACKET ASSEMBLY, AIR CLEANER	A												
		Right after line item 17 (bracket) add:	X20		BRACKET ASSEMBLY, AIR CLEANER B1286C (66289)	B	EA	1									8	20
	20	Change line 1, Column			BREATHER	A												
		Right after line item 20 (breather) add:	X20		BREATHER L0143 (66289)	B	EA	1									8	23
		Change line 1, Column 8			GASKET, BREATHER	A												

Page	Line Item	Action	(1) SMR CODE	(2) FEDERAL STOCK NUMBER	(3) DESCRIPTION REF. NUMBER & MFR CODE	(4) USABLE ON CODE	(5) UNIT OF MEAS	(6) QTY INC IN UNIT PACK	(7) 30-DAY DS MAINT ALLOWANCE			(8) 30-DAY GS MAINT ALLOWANCE			(9) 1-YR ALW PER 100 EQUIP CNTGCTY	(10) DEPOT MAINT ALW PER 100 EQUIP	(11) ILLUSTRATION	
									(a)	(b)	(c)	(a)	(b)	(c)			(a)	(b)
									1-20	21-50	51-100	1-20	21-50	51-100			FIG NO.	ITEM NO.
10		Right after line item 21 (gasket) add:	PO		GASKET, BREATHER QD774 (66289)	B	EA	1	*	1	1	*	1	1	12	12	8	24
11	1	Change line 1, Column 3			BRACKET, AIR CLEANER	A												
		Right after line item 1 (bracket) add:	X1		BRACKET, AIR CLEANER B128619 (66289)	B	EA	1									8	25
			PO		PACKING, PREFORMED: BREATHER MTG JK56 (66289)	B	EA	1	*	1	1	*	1	1	12	12	8	26
			X20		SCREW, MACHINE: BREATHER MTG, NO. 6-32 THD SIZE, 3/8 IN. LG XA63 (66289)	B	EA	4									8	27
			X20		WASHER, LOCK: BREATHER MTG, NO. 6 SCREW SIZE PE43 (66289)	B	EA	4									8	28
	14	Change line 1, Column 3			PLUG, PIPE: FUEL INLET, 1/8 IN.	A												
		Right after line item 14 (plug) add:	X20		PLUG, PIPE: FUEL INLET, 1/8 IN. CT91-3 (79960)	B	EA	1									8A	13
	19	Change line 1, Column 3			SCREW, CAP, HEXAGON HEAD: LEVER SWIVEL	A												
12	7	Change line 1, Column 3			PLUG: BOWL DRAIN	A												
		Right after line item 7 (plug) add:	X1		PLUG: BOWL DRAIN CT91-3 (79960)	B	EA	1									8A	28
13	9	Change line 1, Column 3			CHAIN, WELDLESS, GOVERNOR CONTROL	A												
		Right after line item 9 (chain) add:	X20		CHAIN, WELDLESS, GOVERNOR CONTROL (9-1/2 IN. REQD) PN10019 (66289)	B	IN.	1									9	6
10		Change line 1, Column 3			SCREW, MACHINE: PIN TO LEVER,	A												
		Right after line item 10 (screw) add:	PO	5305-889-3002	SCREW, MACHINE: PIN TO LEVER, NO. 832 THD SIZE, 5/16 IN. LG MS35206-242 (96906)	B	EA	1	*	*	*	*	*	*	1		9	7

Page	Line Item	Action	(1) SMR CODE	(2) FEDERAL STOCK NUMBER	(3) DESCRIPTION REF. NUMBER & MFR CODE	(4) USABLE ON CODE	(5) UNIT OF MEAS	(6) QTY INC IN UNIT PACK	(7) 30-DAY DS MAINT ALLOWANCE			(8) 30-DAY GS MAINT ALLOWANCE			(9) 1-YR ALW PER 100 EQUIP CNTGCV	(10) DEPOT MAINT ALW PER 100 EQUIP	(11) ILLUSTRATION	
									(a)	(b)	(c)	(a)	(b)	(c)			(a)	(b)
									1-20	21-50	51-100	1-20	21-50	51-100			FIG NO.	ITEM NO.
18	18	Change- line 1, Column 8			PIN, STRAIGHT, THREADED: GOVERNOR	A												
		Right after line item 13 (pin) add:	X20		PIN, STRAIGHT, THREADED: GOVERNOR, NO. 10-32 THD SIZE, 2 IN. LG P1115W (86289)	B	EA	1									9	10
	16	Change line 1, Column 3			WASHER, FLAT: LEVER	A												
		Right after line item 16 (washer) add:	X2D		WASHER, FLAT; LEVER, 5/16 IN. ID, 5/8 IN. OD, 1/10 IN. THK PH77A (66289)	B	EA	1									9	13
14	1	Change line 1, Column 3			SHAFT ASSEMBLY, GOVERNOR: DRIVE	A												
		Right after line item 1 (shaft) add:	X2F		SHAFT ASSEMBLY, GOVERNOR: DRIVE TC388-3-S1 (66289)	B	EA	1									10	4
	6	Change line 1, Column 8			BUSHING, GOVERNOR GEAR	A												
		Right after line item 6 (bushing) add:	X2F		BUSHING, GOVERNOR GEAR TC389A (66289)	B	EA	1									10	9
	16	Change 1, Column 3			SHAFT AND LEVER: GOVERNOR HOUSING	A												
		Right after line item 16 (shaft) add:	X2F		SHAFT AND LEVER: GOVERNOR HOUSING TC428G (66289)	B	EA	1									10	19
	17	Change line 1, Column 8			PACKING, PREFORMED: OIL SEAL	A												
		Right after line item 17 (packing) add:	PF	5330-640-9612	PACKING, PREFORMED: OIL SEAL JK52 (66289)	B	EA	1	*	1	1	*	1	1	12	12	10	20
		Right after line item 9 (plug) add:	1XF		ELBOW, PIPE TO TUBE: RESTRICTED RF270-4 (66289)	B	EA	1									10	22A

Page	Line Item	Action	(1) SMR CODE	(2) FEDERAL STOCK NUMBER	(3) DESCRIPTION REF. NUMBER & MFR CODE	(4) USABLE ON CODE	(5) UNIT OF MEAS	(6) QTY INC IN UNIT PACK	(7) 30-DAY DS MAINT ALLOWANCE			(8) 30-DAY GS MAINT ALLOWANCE			(9) 1-YR ALW PER 100 EQUIP CNTGCV	(10) DEPOT MAINT ALW PER 100 EQUIP	(11) ILLUSTRATION	
									(a)	(b)	(c)	(a)	(b)	(c)			(a)	(b)
									1-20	21-50	51-100	1-20	21-50	51-100			FIG NO.	ITEM NO.
14	21	Change line 1, Column 3 Right after line item 21 (pin) add:	PO	5315-828-8190	PIN, COTTER: THROTTLE END, PIN, COTTER: THROTTLE END, 3/64 -IN. DIA, 3/8 IN. LG MS2466569 (96906)	A B	EA	1	*	*	*	*	*	*	1		10	24
	24	Change line 1, Column 3 Right after line item 24 (dip) add:	PO	5340-447-9222	CLIP, CABLE: SPARK PLUG WIRE CLIP, CABLE: SPARK PLUG WIRE PG314 (66289)	A B	EA	1	*	*	*	*	*	*	1		11	2
15	1	Change line 1, Column 8 Right after line item 1 (wire) add:	PO	2920-566-7806	WIRE ASSEMBLY, SPARK PLUG: SHIELDED WIRE ASSEMBLY, SPARK PLUG: SHIELDED YD212D (66289)	A B	EA	2	*	1	1	*	1	1	16	12	11	3
	2	Change line 1, Column 3 Right after line item 2 (plug) add:	PO	2920-293-5212	PLUG, SPARK: GASOLINE ENGINE PLUG, SPARK: GASOLINE ENGINE XED16 (86850)	A B	EA	2	6	13	25	6	13	25	300	200	11	4
17	8	Change line 1, Column- 3 Right after line item 8 (wire) add:	PO		WIRE ASSEMBLY, GROUND SWITCH: WIRE ASSEMBLY, GROUND SWITCH MAGN-ETO TO SWITCH YD209D (66289)	A B	EA	1	*	1	1	*	1	1	16	12	11	10
	22	Change line 1, column 3 Right after line item 22 (home) add:	PO	2940-132-0742	HOSE ASSEMBLY, RUBBER: OIL FILTER, HOSE ASSEMBLY, RUBBER: OIL FILTER, INLET RM1319E (66289)	A B	EA	1	1	1	2	1	1	2	24	20	14	1
18		Right after Line item 1 (elbow) add:	X20		SCREW, OIL LINE CLIP XA79 (66289)	B	EA	1									14	4A
			X20		CLIP, OIL RETURN LINE PG630 (66229)	B	EA	1									14	4B
	2	Change line 1, Column 3			LINE ASSEMBLY, RUBBER: OIL FILTER,	B												

Page	Line Item	Action	(1) SMR CODE	(2) FEDERAL STOCK NUMBER	(3) DESCRIPTION REF. NUMBER & MFR CODE	(4) USABLE ON CODE	(5) UNIT OF MEAS	(6) QTY INC IN UNIT PACK	(7) 30-DAY DS MAINT ALLOWANCE			(8) 30-DAY GS MAINT ALLOWANCE			(9) 1-YR ALW PER 100 EQUIP CNTGCV	(10) DEPOT MAINT ALW PER 100 EQUIP	(11) ILLUSTRATION		
									(a)	(b)	(c)	(a)	(b)	(c)			(a)	(b)	
									1-20	21-50	51-100	1-20	21-50	51-100			FIG NO.	ITEM NO.	
18		Right after line item 2, (line) add:	PO	2940-542-3807	LINE ASSEMBLY, RUBBER: OIL FILTER, OUTLET RM1319G (C6289)	B	EA		1	1	1	2	1	1	2	24	20	14	5
			X20		ELBOW, PIPE TO TUBE: OIL FILTER RETURN LINE RF1369 (66289)	B	EA		1									14	5A
	3	Change line 1, Column 3			BLOT, MACHINE: OIL FILTER STRAP	A													
		Right after line item 3 (bolt) add:	PO	5306-225-8497	BOLT, MACHINE: OIL FILTER STRAP AND BRACKET MTG, 5/16-18 THD SIZE, 3/4 IN. LG M87026-32 (96906)	B	EA		6	*	*	*	*	*	1			14	6
	5	Change line 1, Column 3			NUT, PLAIN, HEXAGON: OIL FILTER	A													
		Right after line item 5 (nut) add:	PO	5310-013-4556	NUT, PLAIN, HEXAGON: OIL FILTER STRAP AND BRACKET MTG, 5/16-18 THD SIZE PD78 (66289)	B	EA		6	*	*	*	*	*	*	1		14	8
	6	Change line 1, Column 3			WASHER, LOCK: OIL FILTER STRAP AND	A													
		Right after line item 6 (washer) add:	PO	6310-010-3320	WASHER, LOCK: OIL FILTER STRAP AND BRACKET MTG, 5/16 IN. SCREW SIZE PE4 (66289)	B	EA		6	*	*	*	*	*	*	1		14	9
	7	Change line 1, Column 3			FILTER, FLUID PRESSURE: OIL	A													
		Right after line item 7 (filter) add:	X20		FILTER, FLUID PRESSURE: OIL F21P (73370)	B	EA		1									14	10
	8	Change line 1, Column 3			STRAP, MOUNTING: OIL FILTER	A													
		Right after line item 8 (strap) add:	X20		STRAP, MOUNTING: OIL FILTER 102153 (73370)	B	EA		1									14	11
12	Change line 1, Column 3			COVER, OIL FILTER	A														
	Right after line item 12 (cover) add:	X20		COVER, OIL FILTER 166745 (73370)	B	EA		1									14	15	
			X20		SCREW, OIL FILTER COVER 152880 (73370)	B	EA		1								14	15A	

Page	Line Item	Action	(1) SMR CODE	(2) FEDERAL STOCK NUMBER	(3) DESCRIPTION REF. NUMBER & MFR CODE	(4) USABLE ON CODE	(5) UNIT OF MEAS	(6) QTY INC IN UNIT PACK	(7) 30-DAY DS MAINT ALLOWANCE			(8) 30-DAY GS MAINT ALLOWANCE			(9) 1-YR ALW PER 100 EQUIP CNTGCTY	(10) DEPOT MAINT ALW PER 100 EQUIP	(11) ILLUSTRATION		
									(a)	(b)	(c)	(a)	(b)	(c)			(a)	(b)	
									1-20	21-50	51-100	1-20	21-50	51-100			FIG NO.	ITEM NO.	
18	13	Change line 1, Column 3	PO	5330-082-5163	GASKET: COVER SCREW 152881 (73370)	B	EA	1	3	5	10	3	5	10	10	100	14	15B	
			X20		COVER 152869 (73370)	B	EA	1										14	15C
			PO	5340-084-4109	SPRING, COVER 152883 (73370)	B	EA	1	*	1	1	*	1	1	12	8	14	15D	
			Right after line item 13 (washer) add:	PO	2910-91-3068	WASHER, NONMETALLIC: FILTER ELEMENT 152882 (73370)	B	EA	1	3	5	10	3	5	10	120	100	14	16
		14	Change line 1, Column S			FILTER ELEMENT, FLUID PRESSURE	A												
			Right after line item 14 (.filter) add:	PO		FILTER ELEAENT, FLUID PRESSURE 148931 (73370)	B	EA	1	3	7	13	3	7	13	160	100	14	17
		15	Change line 1, Column 3			BODY, OIL FILTER	A												
			Right after line item 16 (body) add:	X20		BODY, OIL FILTER 146610 (73370)	B	EA	1									14	18
		16	Change line 1, Column 3			CABLE ASSEMBLY, -STARTER	A												
			Right after line item 16 (cable) add:	X20		CABLE ASSEMBLY, YL356-11 (66289)	B	EA	1									15	1
		17	Change line 1, Column 3			SCREW, MACHINE: SOLENOID MTG,	A												
			Right after line item 17 (screw) add:	X20		SCREW, MACHINE: SOLENOID MTG, NO. 10-32 THD SIZE, 1/2 IN. LG XA8 (66289)	B	EA	2									15	2
		18	Change line 1, Column 3			WASHER, LOCK: SOLENOID MTG, 0.255	A												
			Right after line item 18 (washer) add:	X20		WASHER, LOCK: SOLENOID MTG, NO. 10 SCREW SIZE PE14 (66289)	B	EA	2									15	3
				PO	5310-637-1058	NUT, PLAIN, HEXAGON: SOLE- NOID MTG, NO. 10-3 THD SIZE PD115 (66289)	B	EA	2	*	*	*	*	*	*	*	1	15	3A

Page	Line Item	Action	(1) SMR CODE	(2) FEDERAL STOCK NUMBER	(3) DESCRIPTION REF. NUMBER & MFR CODE	(4) USABLE ON CODE	(5) UNIT OF MEAS	(6) QTY INC IN UNIT PACK	(7) 30-DAY DS MAINT ALLOWANCE			(8) 30-DAY GS MAINT ALLOWANCE			(9) 1-YR ALW PER 100 EQUIP CNTGCV	(10) DEPOT MAINT ALW PER 100 EQUIP	(11) ILLUSTRATION	
									(a)	(b)	(c)	(a)	(b)	(c)			(a)	(b)
									1-20	21-50	51-100	1-20	21-50	51-100			FIG NO.	ITEM NO.
18		Right after line item 22 (bracket) add:	X20		SCREW, CAP, HEXAGON HEAD: STARTER MTG PB187 (66289)	B	EA	3									15	7A
			X20		WASHER, LOCK: STARTER MTG PE5 (66289)	B	EA	3										15
19	1	Change line 1, Column 8		2920-407-9265	STARTER, ELECTRICAL: GASOLINE ENGINE	A												
		Right after line item 1 (starter) add:	P20R		STARTER, ELECTRICAL: GASOLINE ENGINE MBP4019T (19728)	B	EA	1	*	*	*	*	*	*	5			15
	18	Change line 1, Column 3		2920-408-9310	DRIVE ASSEMBLY	A												
		Right after line item 18 (drive) add:	P2F		DRIVE ASSEMBLY EBB137A (19728)	B	EA	1							5			15
	19	Change line 1, Column 3			SCREW, MACHINE: INTERMEDIATE BEARING	A												
		Right after line item 19 (screw) add:	X2F		SCREW, MACHINE: INTERMEDIATE BEARING, NO. 8S2 THD SIZE, 3/8 IN. LG 8X3649 (19728)	B	EA	4										15
	24	Change line 1, Column 3			ARMATURE ASSEMBLY	A												
		Right after line item 24 (armature) add:	X2F		ARMATURE ASSEMBLY MBP3411T (19728)	B	EA	1										15
20	3	Change line 1, Column 3			FRAME AND FIELD ASSEMBLY	A												
		Right after line item 3 (frame) add:	X2F		FRAME AND FIELD ASSEMBLY MTBP2022AS (19728)	B	EA	1										15
	8	Change line 1, Column 3		5310-778-2813	NUT, PLAIN, HEGON: GENERATOR	A												
		Right after line item 8 (nut) add:	PO		NUT, PLAIN, HEXAGON: GENERATOR TENSION BAR, 3/8-16 THD SIZE MS51967-7 (96906)	B	EA	1	*	*	*	*	*	*	1			16

Page	Line Item	Action	(1) SMR CODE	(2) FEDERAL STOCK NUMBER	(3) DESCRIPTION REF. NUMBER & MFR CODE	(4) USABLE ON CODE	(5) UNIT OF MEAS	(6) QTY INC IN UNIT PACK	(7) 30-DAY DS MAINT ALLOWANCE			(8) 30-DAY GS MAINT ALLOWANCE			(9) 1-YR ALW PER 100 EQUIP CNTGCTY	(10) DEPOT MAINT ALW PER 100 EQUIP	(11) ILLUSTRATION	
									(a)	(b)	(c)	(a)	(b)	(c)			(a)	(b)
									1-20	21-50	51-100	1-20	21-50	51-100			FIG NO.	ITEM NO.
20	11	Change line 1, Column 3			WASHER, LOCK: GENERATOR MTG,	A												
		Right after line item 11 (washer) add:	PO	5310-685-3228	WASHER, LOCK: GENERATOR MTG, 7/16 IN. SCREW SIZE MS353343 (96906)	B	EA	2	*	*	*	*	*	*	1		16	8
	13	Change line 1, Column 3			GENERATOR, ACCESSORY: GASOLINE ENGINE	A												
		Right after line item 13 (generator) add:	P20R	2920-391-2989	GENERATOR, ACCESSORY: GASOLINE ENGINE 1105970 (16764)	B	EA	1	*	*	*	*	*	*	5		16	10
	17	Change line 1, Column 3			SCREW, ASSEMBLED WASHER: BRUSH	A												
		Right after line item 17 (screw) add:	X20		SCREW, ASSEMBLED WASHER: BRUSH RETAINING, NO. 8-32 THD SIZE, 0.312 IN. LG 455152 (16764)	B	EA	2									16	14
	20	Change line 1, Column 3			WASHER, LOCK: THRU BOLT	A												
		Right after line item 20 (washer) add:	XZF		WASHER, LOCK: THRU BOLT 453301 (16764)	B	EA	2									17	2
21	22	Change line 1, Column 3			END BELL, ELECTRICAL ROTATING	A												
		Right after line item 22 (end bell) add:	P2F	2920-391-2999	END BELL, ELECTRICAL ROTATING EQUIPMENT: COMMUTATOR END 1926225 (16764)	B	EA	1	*	*	*	*	*	*	2		17	4
	13	Change line 1, Column 3			NUT, PLAIN, HEXAGON: PULLEY AND	A												
		Right after line item 13 (nut) add:	X20		NUT, PLAIN, HEXAGON: PULLEY AND FAN RETAINING 274938 (16764)	B	EA	1									17	18
	16	Change line 1, Column 3			FAN AND BAFFLE ASSEMBLY	A												
	Right after line item 16 (fan) add:	PO	6150-635-2754	FAN 1914628 (16764)	B	EA	1	1	1	2	1	1	2	24	20	17	21	
	1	Change line 1, Column 3			SCREW, ASSEMBLED WASHER: LEAD MTG	A												

Page	Line Item	Action	(1) SMR CODE	(2) FEDERAL STOCK NUMBER	(3) DESCRIPTION REF. NUMBER & MFR CODE	(4) USABLE ON CODE	(5) UNIT OF MEAS	(6) QTY INC IN UNIT PACK	(7) 30-DAY DS MAINT ALLOWANCE			(8) 30-DAY GS MAINT ALLOWANCE			(9) 1-YR ALW PER 100 EQUIP CNTGCV	(10) DEPOT MAINT ALW PER 100 EQUIP	(11) ILLUSTRATION	
									(a)	(b)	(c)	(a)	(b)	(c)			(a)	(b)
									1-20	21-50	51-100	1-20	21-50	51-100			FIG NO.	ITEM NO.
22		Right after line item 1 (screw) add:	X2F		SCREW, ASSEMBLED WASHER: LEAD IMTG, NO. 82 THD SIZE, 0.312 IN. LG 456541 (16764)	B	EA	1								17	30	
	5	Change line 1, Column 3			WASHER, LOCK: VOLTAGE REGULATOR	A												
		Right after line item 5 (washer) add:	P9	5310-045-4007	WASHER, LOCK: VOLTAGE REGULATOR MIG, 5/16 IN. SCREW SIZE MS5338-41 (96906)	B	EA	4	*	*	*	*	*	*		18	2	
		Right after line item 12 (regulator) add:	X20		SCREW, MACHINE: CAPACITOR M.TG, NO. 6-2 THD SIZE, 3/8 IN. LG MS62C0-28 (96906)	B	EA	2								18	9A	
			X20		WASHER, LOCK: CAPACITOR MTG, NO. 6 SCREW SIZE MS3533-32 (96906)	B	EA	4								18	9B	
			X20		NUT, PLAIN, HEXAGON: CAPACITOR MTG, NO. 682 THD SIZE MS5649-262 (96906)	B	EA	2								18	9C	
14		Change line 1, Column 8			WASHER, LOCK: MOUNTING PLATE TO	A												
		Right after line item 14 (washer) add:	P0	5310-045-3299	WASHER, LOCK: MOUNTING PLATE TO FRAME, 3/8 IN. SCREW SIZE MS35338-42 (96906)	B	EA	4	*	*	*	*	*	*	1	18	11	
24	7	Change line , Column 3			SCREW, CAP, HEXAGON HEAD: MOUNT TO	A												
		Right after line item 7 (screw) add:	PF	5305-958-5246	SCREW, MACHINE: MOUNT TO BASE PLATE, 1/4-20 THD SIZE, 3/4 IN. LG MS35190-289 (96906)	B	EA	16	*	*	*	*	*	*	1	19	6	

Page	Line Item	Action	(1) SMR CODE	(2) FEDERAL STOCK NUMBER	(3) DESCRIPTION REF. NUMBER & MFR CODE	(4) USABLE ON CODE	(5) UNIT OF MEAS	(6) QTY INC IN UNIT PACK	(7) 30-DAY DS MAINT ALLOWANCE			(8) 30-DAY GS MAINT ALLOWANCE			(9) 1-YR ALW PER 100 EQUIP CNTGCTY	(10) DEPOT MAINT ALW PER 100 EQUIP	(11) ILLUSTRATION	
									(a)	(b)	(c)	(a)	(b)	(c)			(a)	(b)
									1-20	21-50	51-100	1-20	21-50	51-100			FIG NO.	ITEM NO.
21		Right after line item 13 (frame) add:	X20		STRAP, GROUNDING, GAS ENGINE, 668663 (07464)	B	EA	1									19	12A
	14	Change line 1, Column 3			ENGINE, GAS	A												
		Right after line item 14 (engine) add:	P2FS		ENGINE, GAS 326500 (66289)	B	EA	1	*	*	*	*	*	*	1		19	13
	16	Change line 1, Column 3			WASHER, LOCK: FLYWHEEL SCREEN	A												
		Right after line item 16 (washer) add:	P0	5310-261-7341	WASHER, LOCK: FLYWHEEL SCREEN AND SHROUD MTIG, 1/4 IN. SCREW SIZE PE3 (66289)	B	EA	16	*	*	*	*	*	*	*		20	2
		Right after line item 17 (screen) add:	X20		RIVET, BLIND XJ58 (66289)	B	EA	8									20	3A
25			X20		PLATE, NAME SD252 (66289)	B	EA	1								20	3B	
			X20		PLATE, IDENTIFICATION SD197D (66289)	B	EA	1								20	3C	
	6	Change line 1, Column 3			BOLT, MACHINE: FLYWHEEL HOUSING	A												
		Right after item 6 (bolt) add:	P0	6306-225-8496	BOLT, MACHINE: FLYWHEEL HOUSING SHROUD, 5/16-18 THD SIZE, 6/8 IN. LG MS90725-31 (96906)	B	EA	1	*	*	*	*	*	*	1	20	9	
		Right after line item 7 (washer) add:	X20		SCREW, OIL FILTER SHROUD XD6 (66289)	B	EA	2								20	10A	
			X20		WASHER, FLAT: OIL FILTER SHROUD PH196 (66289)	R	EA	2								20	10B	
	8	Change line 1, Column 3			SHROUD, AIR: FLYWHEEL	A												
		Right after line item 8 (shroud) add:	X20		SHROUD, AIR: FLYWHEEL SE135AJ1 (66289)	B	EA	1								20	11	

Page	Line Item	Action	(1) SMR CODE	(2) FEDERAL STOCK NUMBER	(3) DESCRIPTION REF. NUMBER & MFR CODE	(4) USABLE ON CODE	(5) UNIT OF MEAS	(6) QTY INC IN UNIT PACK	(7) 30-DAY DS MAINT ALLOWANCE			(8) 30-DAY GS MAINT ALLOWANCE			(9) 1-YR ALW PER 100 EQUIP CNTGCTY	(10) DEPOT MAINT ALW PER 100 EQUIP	(11) ILLUSTRATION	
									(a)	(b)	(c)	(a)	(b)	(c)			(a)	(b)
									1-20	21-50	51-100	1-20	21-50	51-100			FIG NO.	ITEM NO.
25	12	Change line 1, Column 3			COVER, ACCESS: VALVE TAPPET INSPECTION	A												
		Right after line item 12 (cover) add:	P0	2805-360-8334	COVER, ACCESS: VALVE TAPPET INSPECTION SA68 (66289)	B	EA	1	*	2	2	*	2	2	16	12	21	4
			X20		COVER, ACCESS: VALVE TAPPET INSPECTION WITH STOP SA68G (66289)	B	EA	1								21	4A	
26	6	Change line1, column 3			INSERT, VALVE SEAT: INLET	A												
		Right after line item 3 (insert) add:	PF	2805-776-8151	INSERT, VALVE SEAT: INLET AND EXHAUST HG201D -(6289)	B	EA	4	3	6	13	3	6	13	150	100	21	19
	10	Change line 1, Column 3			COVER ASSEMBLY, GEAR CA6E	A												
27		Right after line item 10 (cover) add:	X2H		COVER ASSEMBLY, GEAR CASE BD103-1-1S1 (66289)	B	EA	1								22	3	
	12	Change 1 Column 3			COVER, GEAR CASE	A												
		Right after line item 12 (cover) add:	X2H		COVER, GEAR CASE BD10S-1-1 (66289)	B	EA	1								22	5	
27	9	Change line 1, Column 3			RETAINER, PACKING: MAIN BEARING	A												
		Right after line item 9 (retainer) add:	PH	2805-366-6238	RETAINER, PACKING: MAIN BEARING SD43 (66289)	B	EA	1				5	9	18	220	200	22	23
	13	Change item 1, Column 3			SHIM, MAIN BEARING PLATE	A												
	Right after line Item 13 (shim) add:	X2H			SHIM, MAIN BEARING PLATE QF81A (66289)	B	EA	1								22	27	
27	16	Change line 1, Column 3			STUD, PLAIN: CYLINDER BLOCK MTG	A												
		Right after line item 16 (stud) add:	X2F		STUD, PLAIN: CYLINDER BLOCK MTG, 7/16-14 THD SIZE ON FIRST END, 7/16-20 HD SIZE ON SECOND END, 1-5/8 IN. LG PC616 (66289)	B	EA	6								22	30	

Page	Line Item	Action	(1) SMR Code	(2) Federal Stock No.	(3) Description Ref Number & Mfr Code	(4) Unit of Meas	(5) Qty Inc In Unit Pack	(6) Qty Inc In Unit	(7) 30 Day DS maint Allowances			(8) 30 Day GS maint Allowances			(9) 1Yr Alw Per 100 Equip Catgy	(10) Depot Maint Alw Per 100 Equip	(11) Illustration	
									(a)	(b)	(c)	(a)	(b)	(c)			(a)	(b)
									1-20	21-50	51-100	1-20	21-50	51-100			Fig.	Item
27	18	Change line 1, Column 3			SCREW, CAP, HEXAGON HEAD: A OIL PAN													
		Right after line item 18 (screw) add:	PF	5305-269-3213	SCREW, CAP, HEXAGON HEAD: B OIL PAN MTG, 3/8-16 THD SIZE, 1-1/4 IN. LG MS90725-62 (96906)	EA		8	*	*	*	*	*	*	1		22	32
	20	Change line 1, Column 3			SCREW, CAP, HEXAGON HEAD: A OIL													
		Right after line item 20 (screw) add:	X2F		SCREW, CAP, HEXAGON HEAD: B OIL PAN MTG, 3/8-16 THD SIZE, 2-1/4 IN. LG XD113A (66289)	EA		2									22	34
28	2	Change line 1, Column 3			PLUG, PIPE: CRANKCASE OIL DRAIN	A												
		Right after line item 7 (crankcase) add:	X2F		NIPPLE, PIPE: 3/4 IN. STD PIPE, 2 IN. LG MS51953-101 (96906)	B	EA	1									22	42
			PF	4730-427-8053	ELBOW, PIPE: 3/4 IN. BY 90 DEG. 539112 (07464)	B	EA	1	*	*	*	*	*	*	1		22	43
			P0	4730-718-2307	BUSHING, REDUCER: FACE, 3/4 IN. BY 1/2 IN. 539347 (07464)	B	EA	1	*	*	*	*	*	*	1		22	44
			X20		NIPPLE, PIPE, 1/2 IN. STD PIPE, 18 IN. LG. 540146A (07464)	B	EA	1									22	45
			P0	4730-231-2411	CAP, PIPE: 1/2 IN. 63963 (07464)	B	EA	1	*	*	*	*	*	*	1		22	46
			X20		ELBOW, PIPE TO TUBE: 1/8 IN. NPT PIPE BY 5/16 IN. TUBE 49X5 (79470)	B											22	47
			P0	4730-240-1739	NUT, TUBE COUPLING: 6/6 IN. TUBE 1110X5 (79470)	B	EA	1	*	*	*	*	*	*	1		22	48

Page	Line Item	Action	(1) SMR Code	(2) Federal Stock No.	(3) Description Ref Number & Mfr Code	(4) Unable On Code	(5) Unit of Meas	(6) Qty Inc In Unit Pack	(7) 30 Day DS maint Allowances			(8) 30 Day GS maint Allowances			(9) 1Yr Alw Per 100 Equip Catgy	(10) Depot Maint Alw Per 100 Equip	(11) Illustration							
									(a)	(b)	(c)	(a)	(b)	(c)			(a)	(b)						
									1-20	21-50	51-100	1-20	21-50	51-100			Fig.	Item						
29	1	Change line 1, Column 3 Right after line item 1 (rod) add:	X2H	2805-823-5483	ROD ASSEMBLY, CONNECTING	A	EA	2									23	16						
	3	Change line 1, Column 3 Right after line item 3 (nut) add:	X2H		NUT, PLAIN, HEXAGON: CONNECTING	A														23	18			
	4	Change line 1, Column 3			NUT, STAMPED, CONNECTING ROD,	A																		
	10	Change line 1, Column 3 Right after line item 10 (crankshaft) add:	P2H		CRANKSHAFT ASSEMBLY	A			EA	1				*	*	*	5			23	25			
		Right after line item 18 (cone) add:	X1		CRANKSHAFT CA70A (66289)	B						1										23	34	
	19	Change line 1, Column 3 Right after line item 19 (bolt) add:	X1		BOLT, MACHINE: CAMSHAFT GEAR MTG,	A																	24	1
		Right after line item 19 (bolt) add:	X1		BOLT, MACHINE, CAMSHAFT GEAR MTG, 5/16-18 THD SIZE, 1-1/4 IN. LG XD19 (66289)	B						1												
	25	Change line 1, Column 3 Right after line item 26 (gear) add:	X2H		GEAR, SPUR, HELICAL: CAMSHAFT	A																		
		Right after line item 26 (gear) add:	X2H		GEAR, SPUR, HELICAL: CAMSHAFT GB45A2 (66289)	B						1												
	30	4	Change line 1,								WASHER, FLAT: OIL STRAINER	A												
5		Change line 1, Column 3			CUP, STRAINER, OIL PUMP	A																		
18		Change line 1, Column 3			SPRING, HELICAL, COMPRESSION:	A																		
		Right after line item 18 (spring) add:	PF	5360-351-2742	SPRING, HELICAL, COMPRESSION: OIL PUMP PLUNGER PM58E, (07464)	B	EA	1			1	1	2	1	1	2	24	20	25	16				

Page	Line Item	Action	(1) SMR Code	(2) Federal Stock No.	(3) Description Ref Number & Mfr Code	Unable On Code	(4) Unit of Meas	(5) Qty Inc In Unit Pack	(6) Qty Inc. In Unit	(7) 30 Day DS maint Allowances			(8) 30 Day GS maint Allowances			(9) 1Yr Alw Per 100 Equip Catgy	(10) Depot Maint Alw Per 100 Equip	(11) Illustration	
										(a)	(b)	(c)	(a)	(b)	(c)			(a)	(b)
										1-20	21-50	51-100	1-20	21-50	51-100			Fig.	Item
31	3	Change line 1, Column 3			PLUG, PIPE: CRANKCASE, 1/8 IN. NPT	A													
	4	Change line 1, Column 3			PLUG, PIPE: CRANKCASE, 1/8 IN. NPT	A													
		right after line item 4 (plug) add:	PF	4730-278-3397	PLUG, PIPE: CRANKCASE, 1/8 IN. NPT PF18 (66289)	B	EA	3	*	*	*	*	*	*	1		26	7	
	5	Change line 1, Column 3			LINE, OIL: CRANKCASE TO GOVERNOR	A													
		Change line 1, Column 3			ADAPTER, STRAIGHT, PIPE TO TUBE	A													
	9	Change line 1, Column 3			PIN, STOP: FUEL PUMP PRIMER	A													
	10	Change line 1, Column 3			SPRING, HELICAL: FUEL PUMP PRIMER	A													
	11	Change line 1, Column 3			PACKING, PREFORMED: FUEL PUMP	A													
	12	Change line 1, Column 3			HANDLE, PRIMERA SHAFT: FUEL PUMP	A													
	18	Change line 1, Column 3			SHAFT, PRIMER	A													
	20	Change line 1, Column 3			ELBOW, PIPE TO TUBE: FUEL STRAINER	A													
		Right after line item 20 (elbow) add:	X20		ELBOW, PIPE TO TUBE: FUEL PUMP OUTLET RF1225 (66289)	B	EA	1									27	3	
			X20		ELBOW, PIPE TO TUBE: FUEL PUMP INLET 49X5 (41947)	B	EA	1									27	3A	
	21	Change line 1, Column 3			NIPPLE, PIPE: RUEL STRAINER TO	A													
	22	Change line 1, Column 3			STRAINER, SEDIMENT: FUEL	A													
	23	Change line 1, Column 3			VALVE, FUEL: REGULATING	A													

Page	Line Item	Action	(1) SMR Code	(2) Federal Stock No.	(3) Description Ref Number & Mfr Code	Unable On Code	(4) Unit of Meas	(5) Qty Inc In Unit Pack	(6) Qty Inc. In Unit	(7) 30 Day DS maint Allowances			(8) 30 Day GS maint Allowances			(9) 1Yr Alw Per 100 Equip Catgy	(10) Depot Maint Alw Per 100 Equip	(11) Illustration	
										(a) 1-20	(b) 21-50	(c) 51-100	(a) 1-20	(b) 21-50	(c) 51-100			(a) Fig.	(b) Item
										32	1	Change line 1, Column 3			BAIL ASSEMBLY, FUEL STRAINER			A	
	2	Change line 1, Column 3			BOWL, SEDIMENT: FUEL STRAINER	A													
	3	Change line 1, Column 3			WASHER, NONMETALLIC: FUEL	A													
	4	Change line 1, Column 3			ELEMENT, STRAINER	A													
	5	Change line 1, Column 3			BODY, FUEL STRAINER BOWL	A													
34	6	Change line 1, Column 3			ELBOW, PIPE: STRAINER AND	A													
		Right after line item 6 (elbow) add:	P0	4730-2679977	ELBOW, PIPE: STRAINER AND COMPRESSOR LINES 539110 (07464)	B	EA	4	*	*	*	*	*	*	1		28	2	
	7	Change line 1, Column 3			NIPPLE, PIPE: STRAINER AND	A													
		Right after line item 7 (nipple) add:	X20		NIPPLE, PIPE: STRAINER LINES 54031 (07464)	B	EA	1									28	3	
	8	Change line 1, Column 3			UNION, PIPE: COMPRESSOR MIANIFOLD	A													
	9	Change line 1, Column 3			NUT, TUBE: COUPLING, 3/8 IN.	A													
		Right after line item 9 (nut) add:	P0	4730-011-8539	NUT, TUBE: COUPLING, 3/8 IN. MS39167-5 (96906)	B	EA	1	*	*	*	*	*	*	1		28	5	
	10	Change line 1, Column 3			TUBE, COPPER: BLEED OFF LINE	A													
		right after line item 10 (tube) add:	X20		TUBE, COPPER: BLEED OFF LINE, 3/8 IN. OD, 0.035 IN. WALL THK, 36 IN. LG 5603 (07464)	B	FT										28	6	
	11	Change line 1, Column 3			ADAPTER, STRAIGHT, PIPE TO TUBE:	A													
		Right after line item 11 (adapter) add:	X20		ADAPTER, STRAIGHT, PIPE TO TUBE: BLEED OFF LINE TO VALVE A332 (41947)	B	EA	1									28	7	

Page	Line Item	Action	(1) SMR Code	(2) Federal Stock No.	(3) Description Ref Number & Mfr Code		(4) Unit of Meas	(5) Qty Inc In Unit Pack	(6) Qty Inc In Unit	(7) 30 Day DS maint Allowances			(8) 30 Day GS maint Allowances			(9) 1Yr Alw Per 100 Equip Catgy	(10) Depot Maint Alw Per 100 Equip	(11) Illustration	
										(a)	(b)	(c)	(a)	(b)	(c)			(a)	(b)
										1-20	21-50	51-100	1-20	21-50	51-100			Fig.	Item
34	13	Change line 1, Column 3			NIPPLE, PIPE: STRAINER TO VALVE,	A													
		Right after line item 13 (nipple)-add:	X20		NIPPLE, PIPE: STRAINER TO VALVE, 1/4 IN. NPT, 1-1/2 IN. LG MS51953-29 (96906)	B	EA	1									29	9	
	14	Change line 1, Column 3			BUSHING, PIPE: STRAINED TO VALVE	A													
34	16	Change line 1, Column 3			NIPPLE, PIPE: COMPRESSOR NIPPLE, PIPE: COMPRESSOR CYLINDER HEAD TO STRAINER, 1/2 IN. STD PIPE, 2 IN. LG 54029 (07464)	A B	EA	3										28	12
		Right after line item 16 (nipple) add:	X20																
			P0	4730-781-7034	NIPPLE, PIPE, COMPRESSOR LINE 540452 (07464)	A	EA	1	*	*	*	*	*	*	1		28	13	
35	6	Change line 1, Column 3			CAP, PIPE: OID DRAIN, 1/4 IN.	A													
		Right after line item 6 (cap) add:	PF	4730-2033165	CAP, PIPE: OIL DRAIN, 1/4 IN. 53947 (07464)	B	EA	1	*	*	*	*	*	*	1		29	6	
	7	Change line 1, Column 3			NIPPLE, PIPE: OIL DRAIN, 1/4	A													
		Right after line item 7 (nipple) add:	X2F		NIPPLE, PIPE: OIL DRAIN, 1/4 IN. STD PIPE, 20 IN. LG 540413-20 IN. (07464)	B	EA	1										29	7
	8	Change line 1, Column 3			COUPLER, PIPE: OIL DRAIN	A													
35	9	Change line 1, Column 3			ELBOW, PIPE: OIL DRAIN, 90 DEG,	A													
		Right after line item 9 (elbow) add:	PF	430-698045	ELBOW, PIPE: OIL DRAIN, 90 DEG, 1/4 IN. N'PT 539108 (07464)	B	EA	1	*	*	*	*	*	*	1		29	9	
35	10	Change line 1, Column 3			NIPPLE, PIPE, OIL DRAIN, 1/4	A													

Page	Line Item	Action	(1) SMR Code	(2) Federal Stock No.	(3) Description Ref Number & Mfr Code	(4) Unable On Code	(5) Unit of Meas	(6) Qty Inc In Unit Pack	(7) 30 Day DS maint Allowances			(8) 30 Day GS maint Allowances			(9) 1Yr Alw Per 100 Equip Catgy	(10) Depot Maint Alw Per 100 Equip	(11) Illustration	
									(a)	(b)	(c)	(a)	(b)	(c)			(a)	(b)
									1-20	21-50	51-100	1-20	21-50	51-100			Fig.	Item
35		Right after line item 10 (nipple) add:	X2P		NIPPLE, PIPE, OIL DRAIN, 1/4 IN. STD PIPE, 1-1/2 IN. LG MS51953-29 (96906)	B	EA	1									29	10
	11	Change line 1, Column 3			CAP, PIPE: OIL LEVEL, 1/8 IN.	A												
		Right after line item 11 (cap) add:	PF	4730-221-2136	PLUG, PIPE: OIL LEVEL, 1/8 IN. MS20913-1S (96906)	B	EA	1	*	*	*	*	*	*	1		29	11
	12	Change line 1, Column 3			NIPPLE, PIPE: OIL LEVEL, 1/8	A												
	13	Change line 1, Column 3			ELBOW, PIPE, OIL LEVEL, 90 DEG	A												
	15	Change line 1, Column 3			COUPLER, PIPE: OIL FILL	A												
	16	Change line 1, Column 3			NIPPLE, PIPE: OIL FILL, 1/2 IN.	A												
36		Right after line item 15 (crankcase) add:	PF	3030-529-0469	BELTS, V: COMPRESSOR DRIVE, MATCHED SET OF THREE MS39256B75 (96906)	B	EA	1	5	10	20	5	10	20	240	200	29	38
37	13	Change line 1, Column 3			WASHER, LOCK: BELT, GUARD MTG,	A												
		Right after line item 13 (washer) add:	P0	5310-582-5965	WASHER, LOCK: BELT GUARD MTG, 1/4 IN. SCREW SIZE MS35338-44 (96906)	B	EA	8	*	*	*	*	*	*	1		31	2
	14	Change line 1, Column 3			NUT, PLAIN, HEXAGON: BELT GUARD	A												
		Right after line item 14 (nut) add:	P0	5310-761-6882	NUT, PLAIN, HEXAGON: BELT GUARD, MTG, 1/4-20 THD SIZE MS51967-1 (96906)	B	EA	8	*	*	*	*	*	*	1		31	3
	16	Change line 1, Column 3			SCREW, CAP, HEXAGON HEAD: BELT	A												
		Right after line item 16 (screw) add:	P0	5305-068-0502	SCREW, CAP, HEXAGON HEAD: BELT GUARD MTG, 1/4-20 THD SIZE, 3/4 IN. ILG MS90725-6 (96906)	B	EA	2	*	*	*	*	*	*	1		31	5

Page	Line Item	Action	(1) SMR Code	(2) Federal Stock No.	(3) Description Ref Number & Mfr Code	(4) Unable On Code	(5) Unit of Meas	(6) Qty Inc In Unit Pack	(7) 30 Day DS maint Allowances			(8) 30 Day GS maint Allowances			(9) 1Yr Alw Per 100 Equip Catgy	(10) Depot Maint Alw Per 100 Equip	(11) Illustration	
									(a) 1-20	(b) 21-50	(c) 51-100	(a) 1-20	(b) 21-50	(c) 51-100			(a) Fig.	(b) Item
									37	20	Change line 1, Column 3 Right after line item 20 (screw) add:	PF	5305-071-2239	SCREW, CAP, HEXAGON HEAD: A CLUTCH				
	21	Change line 1, Column 3 Right after line item 21 (washer) add:	PF	5310-582-5965	SCREW, CAP, HEXAGON HEAD: B CLUTCH SHIFTER, 1/4-20 THD SIZE, 1-1/2 IN. LG MS90725-12 (96906)	B	EA	3	*	*	*	*	*	*	1		32	1
					WASHER, LOCK: CLUTCH SHIFTER	A												
					WASHER, LOCK: CLUTCH SHIFTER, 1/4 IN. SCREW SIZE MS35338-44 (96906)	B	EA	3	*	*	*	*	*	*	1		32	2
38	1	Change line 1, Column 3 Right after line item 1 (nut) add:	X2F		NUT, PLAIN, HEXAGON: CLUTCH A NUT, SELF-LOCKING, HEXAGON: B CLUTCH SHIFTER, 1/4-20 THD SIZE MS51922-1 (96906)		EA	3									32	3
	8	Change line 1, Column 3 Right after line item 8 (nut) add:	X2F		NUT, PLAIN, HEXAGON: ANCHOR A NUT, PLAIN, HEXAGON: ANCHOR BEA JAM NUTS, 1/213 THD SIZE 60790 (07464)			2								33	4	
		Change line 1, Column 3 Right after line item 21 (nut) add:	X2F		KEY, MACHINE: ENGINE DRIVE SHAFT	A												
			PF	5315-732-1005	KEY, MACHINE: OUTBOARD SHAFT 3/8 X 3/8 IN., 2-1/2 IN. LG MS2006-383 (96906)	B	EA	1									34	10
					KEY, MACHINE: ENGINE DRIVE SHAFT, 3/8 X 3/8 IN., 2 IN. LG MS20066-38 (96906)	B	EA	1	*	*	*	*	*	*	1		34	10A
39	1	Change line 1, Column 3			CLUTCH ASSEMBLY, FRICTION: A ENGINE													

Page	Line Item	Action	(1) SMR Code	(2) Federal Stock No.	(3) Description Ref Number & Mfr Code	(4) Unable On Code	(5) Unit of Meas	(6) Qty Inc In Unit Pack	(7) 30 Day DS maint Allowances			(8) 30 Day GS maint Allowances			(9) 1Yr Alw Per 100 Equip Catgy	(10) Depot Maint Alw Per 100 Equip	(11) Illustration		
									(a)	(b)	(c)	(a)	(b)	(c)			(a)	(b)	
									1-20	21-50	51-100	1-20	21-50	51-100			Fig.	Item	
39		Right after line item 1 (clutch) add:	X2F		CLUTCH A6SEMBLY, FRICTION: B ENGINE DRIVE SHAFT, 3/8 IN. BY 3/16 IN. KEYWAY 63H-410-1.486BORE (28718) (SAME AS CLUTCH ASSEMBLY, FRICTION, COUNTERSHAFT 63H1-410-1.125 HUB BORE BY 1-250 DRUM BORE (28718))	B	EA	1									34	12	
			X2F		CLUTCH ASSEMBLY, FRICTION: B COUNTERSHAFT, 1/4 IN. BY 1/8 IN. KEYWAY 63H1-410-1.125 HUB BORE BY 1.250 DRUM BORE (28718)	B	EA	1									34	12	
	5	Change line 1, Column 3			SLEEVE, CLUTCH SHIFTER HOUSING	A													
		Right after line item 5 (sleeve) add:	X2F		SLEEVE, CLUTCH SHIFTER HOUSING 63-1-410-1.436 BORE (28718) (USED ON 63H1-410-1.436 BORE (28718) ONLY)	B	EA	1										34	16
			X2F		SLEEVE, CLUTCH SHIFTER HOUSING 63-1-410-1.250 BORE (28718) (USED ON 6SH1-410-1.125 HUB BORE BY 1.250 DRUM BORE (28718) ONLY)	B	EA	1										34	16
15	Change line 1, Column 3				HUB, CLUTCH	A													
	Right after line item 15 (hub) add:	X1			HUB, CLUTCH 63-3-410-1.436 BORE (28718) (USED ON 68H-410-1.436 BORE (28718) ONLY)	B	EA	1									35	10	

Page	Line Item	Action	(1) SMR Code	(2) Federal Stock No.	(3) Description Ref Number & Mfr Code	(4) Unable On Code	(5) Unit of Meas	(6) Qty Inc In Unit Pack	(7) 30 Day DS maint Allowances			(8) 30 Day GS maint Allowances			(9) 1Yr Alw Per 100 Equip Catgy	(10) Depot Maint Alw Per 100 Equip	(11) Illustration	
									(a)	(b)	(c)	(a)	(b)	(c)			(a)	(b)
									1-20	21-50	51-100	1-20	21-50	51-100			Fig.	Item
39	17	Change line 1, Column 3	X1		HUB, CLUTCH 63-23-410-1.125 BORE (28718) (USED ON 63HI-410-1.125 HUB BORE BY 1.250 DRUM BORE (28718) ONLY)	B	EA	1									35	10
		Right after line item 17 (impeller) add:	P2F		IMPELLER, FAN, AXIAL: CONDENSER	A												
40	1	Change column 6			IMPELLER, FAN, AXIAL: CONDENSER COOLING MC18-38 (96933)	B	EA	1	*	*	*	*	*	*	2		36	2
41	18	Change column 6				A		8										
	19	Change column 6				A		3										
	20	Change column 6				A		2										
42	6	Change line 3, Column 3			54414 (07464)													
	17	Change line 1, Column 3 Right after line item 17 (valve) add:	X2F		VALVE, EXPANSION VALVE, EXPANSION HC2FW (70255)	A B	EA	1									38	25
44	24	Change line 1, Column 3 Right after line item 24 (screw) add:	PF	5305-989-7434	SCREW, MACHINE: SHROUD MTG, A SCREW, MACHINE: SHROUD MTG, B NO. 10-32 THD SIZE, 1/2 IN. LG MS35207-263 (96906)		EA	1	*	*	*	*	*	*	1		42	1
45	1	Change line 1, Column 3 Right after line item 1 (washer) add:	PF	5310-045-3296	WASHER, LOCK: SHROUD WASHER, LOCK: SHROUD MTG, B NO. 10 SCREW SIZE MS35338-43 (96906)	A B	EA	1	*	*	*	*	*	*	1		42	2
	2	Change line 1, Column 3 Right after line item 2 (nut) add:	PF	5310-042-6903	NUT, PLAIN, HEXAGON:SHROUD A MTG NUT, PLAIN, HEXAGON: SHROUD BEA MTG, NO. 10-32 THD SIZE MS35650-102 (96906)			1	*	*	*	*	*	1	42	3		

Page	Line Item	Action	(1) SMR Code	(2) Federal Stock No.	(3) Description Ref Number & Mfr Code	(4) Unit of Meas	(5) Qty Inc In Unit Pack	(6) Qty Inc. In Unit	(7) 30 Day DS maint Allowances			(8) 30 Day GS maint Allowances			(9) 1Yr Alw Per 100 Equip Catgy	(10) Depot Maint Alw Per 100 Equip	(11) Illustration	
									(a)	(b)	(c)	(a)	(b)	(c)			(a)	(b)
									1-20	21-50	51-100	1-20	21-50	51-100			Fig.	Item
45	4	Change line 1, Column 3 Right after line item 4 (screw) add:	PF	6508-071-2239	SCREW, CAP, HEXAGON HEAD: A CONDENSER	EA		4	*	*	*	*	*	*	1		42	5
	6	Change line 1, Column 3 Right after line item 6 (washer) add:	XZF		WASHER, BEVEL: CONDENSER A AND	EA		4									42	7
	7	Change line 1, Column 3 Right after line item 7 (washer) add:	PF	5310-582-5965	WASHER, LOCK: CONDENSER B MTG 1/4 IN. SCREW SIZE MS35338-44 (96906)	EA		4	*	*	*	*	*	*	1		42	8
	8	Change line 1, Column 3 Right after line item 8 (nut) Add:	PF	5310-772-3887	NUT, PLAIN, HEXAGON: A CONDENSER	EA		4	*	*	*	*	*	*	1		42	9
	11	Change line 1, Column 3 Right after line item 11 (washer) add:	PF	5310-637-9541	WASHER, LOCK: BRACKET MTG, A WASHER, LOCK: BRACKET MTG, B 3/8 IN. SCREW SIZE MS353338-46 (96906)	EA		4	*	*	*	*	*	*	1		42	12
47		Right after line item 14 (switch) add:	X2F		BRACEM GAGE PANEL B 559723 (07464)	EA		1									43	42
			PF	5310-732-0558	NUT, PLAIN, HEXAGON: BRACE B MTG, 3/8-16 THID SIZE MS51967--8 (96906)	EA		2	*	*	*	*	*	*	1		43	43
49	1	Change line 1, Column 3 Right after line item 1 (screw) add:	PF	5305-989-7434	SCREW MACINE: CONTROL A MTG, SCREW, MACHINE: CONTROL B MTG, NO. 10-32 THD SIZE, 1/2 IN. LG MS35207-263 (96906)	EA		12	*	*	*	*	*	*	1		45	5

Page	Line Item	Action	(1) SMR Code	(2) Federal Stock No.	(3) Description Ref Number & Mfr Code	(4) Unit of Meas	(5) Qty Inc In Unit Pack	(6) Qty Inc. In Unit	(7) 30 Day DS maint Allowances			(8) 30 Day GS maint Allowances			(9) 1Yr Alw Per 100 Equip Catgy	(10) Depot Maint Alw Per 100 Equip	(11) Illustration	
									(a) 1-20	(b) 21-50	(c) 51-100	(a) 1-20	(b) 21-50	(c) 51-100			(a) Fig.	(b) Item
49	2	Change line 1, Column 8 Right after line item 2 (washer) add:	PF	5310-45-3296	WASHER, LOCK: CONTROL MTG, A WASHER, LOCK; CONTROL XTG, B NO. 10 SCREW SIZE MS35338-43 (96906)	EA		12	*	*	*	*	*	*	1		45	6
	12	Change line 1, Column 3 Right after line item 12 (union) add:	X20		UNION, PIPE: DISCHARGE LINE, A UNION, PIPE: DISCHARGCE LIITE B 1-1/2 IN. 539259 (07464)	EA		1									46	5
	16	Change line 1, Column 3 Right after line item 16 (pipe) add:	X20		PIPE, STEEL: DISCHARGE LINE, A PIPE, STEEL: DISCHARGE LINE, B 1-1/2 IN X H PIPE, 40 IN. LG 540157 (07464)	EA		1									46	9
		Right after line item 20 (nipple) add:	X20		UNION, PIPE: SUCTION AND DISCHARGE LINES, 1-1/2 IN. 539440A (07464)	B EA		2									46	13A
50	5	Change line 1, Column 8 Right after line item (pipe) add:	X20		PIPE, STEEL: SUCTION LINE, A PIPE, STEEL: SUCTION LINE, B 1-1/2 IN. X H PIPE, 31 IN. IG 540157 (07464)	EA		1									46	19
	8	Change column 6						4										
51	9	Change line 1, Column 3			MOTOR, ELECTRIC: AC, 5HP	A												
	10	Change line 1, Column 3			JUNCTION BOX ASSEMBLY:	A												
	11	Change line 1, Column 3			COVER ASSEMBLY:	A												
	12	Change line 1, Column 8			GASKET, COVER	A												
	18	Chins line 1, Column 8			JUNCTION BOX	A												
	14	Change line 1, Column 3			GASKET, JUNCTION BOX	A												
	15	Change line 1, Column 3			SCREW, MACHINE: FAN COVER TO	A												
	16	Change line 1, Column 3			COVER, FAN	A												
	17	Change line 1, Column 3			BOLT, MACHINE: END BELLS	A												
	18	Change line 1, Column 3			NUT, PLAIN, HEXAGON: END BELLS	A												

Page	Line Item	Action	(1)	(2)	(3)	Unable On Code	(4)	(5)	(6)	(7)			(8)			(9)	(10)	(11)	
			SMR Code	Federal Stock No.	Description		Unit of Meas	Qty Inc In Unit	Qty Inc In Unit	30 Day DS maint Allowances			30 Day GS maint Allowances			1Yr Alw Per 100 Equip Catgy	Depot Maint Alw Per 100 Equip	(a)	(b)
					Ref Number & Mfr Code				(a) 1-20	(b) 21-50	(c) 51-100	(a) 1-20	(b) 21-50	(c) 51-100			Fig.	Item	
51	19	Change line 1, Column 3			END BELL: ELECTRICAL	A													
	20	Change line 1, Column 3			PLUG, PIPE: ,END BELL	A													
	21	Change line 1, Column 3			PLUG, PIPE: END BELL	A													
	22	Change line 1, Column 3			BUTTON, PLUG: END BELL	A													
	23	Change line 1, Column 3			WASHER, FLAT: SPACER	A													
52	1	Change line 1, Column 3			WASHER, FLAT: SPACER	A													
	2	Change line 1, Column 3			WASHER, SPRING TENSION	A													
	3	Change line 1, Column 3			ROTOR, MOTOR	A													
	4	Change line 1, Column 3			BEARING, BALL, ANNULAR: ROTOR	A													
	5	Change line 1, Column 3			SLINGER, BEARING	A													
	6	Change line 1, Column 3			KEY, MACHINE ROTOR	A													
	7	Change line 1, Column 3			BEARING, BALL, ANNULAR: ROTOR	A													
	8	Change line 1, Column 3			KEY, WOODRUFF: ROTOR	A													
	9	Change line 1, Column 3			FAN, ELECTRICAL ROTATING	A													
	10	Change line 1, Column 3			STATOR, MOTOR	A													
	11	Change line 1, Column 3			END BELL, ELECTRICAL ROTATING	A													
	12	Change line 1, Column 3			PLUG, PIPE: END BELL	A													
	13	Change line 1, Column 3			SHIM: END BELL	A													
		Right after line item 13 (shim) add:	P20S	6105-003-8319	MOTOR, ELECTRIC: AC, 5HP 5K184BL219 (03510)	B	EA	1	*	*	*	*	*	*	5		48A	1	
			X2F		JUNCTION BOX ASSEMBLY GEG20201-8 (03510)	B	EA	1									48A	2	
			X20		COVER, JUNCTION BOX GEG20201-8B (03510)	B	EA	1									48A	3	
			X2F		JUNCTION BOX GEG20201-8A (03510)	B	EA	1									48A	4	
			X2F		SCREW, MACHINE: END BELLS GEG20201-5 (03510)	B	EA	4									48A	5	

Page	Line Item	Action	(1)	(2)	(3)	Unable On Code	(4)	(5)	(6)	(7)			(8)			(9)	(10)	(11)	
			SMR Code	Federal Stock No.	Description		Unit of Meas	Qty Inc In Unit	Qty Inc In Unit	30 Day DS maint Allowances			30 Day GS maint Allowances			1Yr Alw Per 100 Equip Catgy	Depot Maint Alw Per 100 Equip	(a)	(b)
					Ref Number & Mfr Code				(a) 1-20	(b) 21-50	(c) 51-100	(a) 1-20	(b) 21-50	(c) 51-100			Fig.	Item	
			X2F		NUT, PLAIN, HEXAGON: END BELLS GEG20201-6 (03510)	B	EA		4								48A	6	
			X1		END BELL, ELECTRICAL ROTATING EQUIPMENT GEG20201-3 (03510)	B	EA		1								48A	7	
			X2F		PLUG, PIPE GEG20201-3A (03510)	B	EA		2								48A	8	
			X1		END BELL, ELECTRICAL ROTATING EQUIPMENT GEG20201-4 (03510)	B	EA		1								48A	9	
			X2F		SCREW, CAP, HEXAGON HEAD: FAN COVER GEG20201-4G (03510)	B	EA		4								48A	10	
			X2F		CAP, DUST GEG20201-4B (03510)	B	EA		1								48A	11	
			X2F		COVER, FAN GEG20201-4F (03510)	B	EA		1								48A	12	
			X2F		WASHER, SPRING TENSION GEG202014E -(03510)	B	EA		2								48A	13	
			X2F		WASHER, FLAT GEG20201-4D (03510)	B	EA		1								48A	14	
			X2F		SHIM GEG20201-4C (03510)	B	EA		AR								48A	15	
			X2F		PLUG, PIPE GEG20201-4A (03510)	B	EA		2								48A	16	
			X1		ROTOR, MOTOR GEG20201-2 (03510)	B	EA		1								48A	17	
			XZF		KEY, MACHINE . GEG20201-2B (03510)	B	EA		1								48A	18	
			X1		FAN, ELECTRICAL ROTATING EQUIPMENT GEG20201-2E (03510)	B	EA		1								48A	19	
			PH	3110-155-6204	BEARING, BALLI, ANNULAR: ROTOR 732A501AHP1 (03510)	B	EA		1								48A	20	

Page	Line Item	Action	(1) SMR Code	(2) Federal Stock No.	(3) Description Ref Number & Mfr Code	Unable On Code	(4) Unit of Meas	(5) Qty Inc In Unit Pack	(6) Qty Inc In Unit	(7) 30 Day DS maint Allowances			(8) 30 Day GS maint Allowances			(9) 1Yr Alw Per 100 Equip Catgy	(10) Depot Maint Alw Per 100 Equip	(11) Illustration			
										(a)	(b)	(c)	(a)	(b)	(c)			(a)	(b)		
										1-20	21-50	51-100	1-20	21-50	51-100			Fig.	Item		
52	15	Change line 1, Column 3 Right after line item 16 (bushing) add:	PH	4930-626-2085	BEARING, BALL, ANNULAR: ROTOR 732A500AFP1 (03510)	B	EA		1								48A	21			
			X1		STATOR, MOTOR GEG20201-1 (03510)	B	EA		1								48A	22			
			X2F		BUSHING, ELECTRICAL CONDUIT: BUSHING, ELECTRICAL CONDUIT: NIPPLE TO 6STARTER, 3/4 IN. 123 (59730)	B	EA		1									49	2		
			X2F		LOCKNUT, ELECTRICAL CONDUIT: LOCKNUT, ELECTRICAL CONDUIT: STARTER TO DRUM NIPPLE, 8/4 IN. 142 (59730)	B	EA		1									49	3		
68	17 18 19 20 21 22 23 24	Change line 1, Column 3 Change line 1, Column 3 Change line 1, Column 3 Change line 1, Column 3 Change line 1, Column 3 Change line 1, Column 3 Change line 1, Column 3 Change line 1, Column 3	PF	5305-225-8497	SCREW, CAP, HEXAGON HEAD: DRUM SCREW, CAP, HEXAGON HEAD: DRUM CONTROLLER TO PANEL MTG, 6/16-18 THD SIZE, 3/4 IN. LG MS90725-32 (96906)	B	EA		2	*	*	*	*	*	*	1		49	4		
					CLAMP, HOSE: HEATER	A															
					HOSE, RUBBER: HEATER, 1 IN. DIA	A															
					PETCOCK: HEATER DIA IN, 1/4 IN.	A															
					BUSHING, PIPE: PETOCK TO TEE	A															
					ADAPTER, NIPPLE: HOSE CONNECTIONS	A															
					ELBOW, STREET: HEATER HOSE	A															
					TEE, PIPE: HEATER, 3/8 IN.	A															
					NIPPLE, PIPE: HSEATER, 3/8 IN.	A															

Page	Line Item	Action	(1) SMR Code	(2) Federal Stock No.	(3) Description Ref Number & Mfr Code	Unable On Code	(4) Unit of Meas	(5) Qty Inc In Unit Pack	(6) Qty Inc. In Unit	(7) 30 Day DS maint Allowances			(8) 30 Day GS maint Allowances			(9) 1Yr Alw Per 100 Equip Catgy	(10) Depot Maint Alw Per 100 Equip	(11) Illustration	
										(a) 1-20	(b) 21-50	(c) 51-100	(a) 1-20	(b) 21-50	(c) 51-100			(a) Fig.	(b) Item
										53	25	Change line 1, Column 3			SCREW, CAP, HEXAGON HEAD: HEATER			A	
54	1	Change line 1, Column 3			WASHER, LOCK, HEATER MTG,	A													
	2	Change line 1, Column 3			SPACER: HEATER MTG	A													
	3	Change line 1, Column 3			HEATER, SPACE: HOT WATER	A													
	4	Change line 1, Column 3			SCREW, MACHINE: TOP PANEL TO SHELL	A													
	5	Change line 1, Column 3			PANEL TOP	A													
	6	Change line 1, Column 3			LEAD ASSEMBLY, ELECTRICAL	A													
	7	Change line 1, Column 3			SCREW, MACHINE: CAPACITOR AND	A													
	8	Change line 1, Column 3			WASHER, LOCK: CAPACITOR AND FAN	A													
	9	Change line 1, Column 3			NUT, PLAIN, HEXAGON: CAPACITOR	A													
	10	Change line 1, Column 3			MOTOR, FAN AND SHROUD PLATE	A													
	11	Change line 1, Column 3			CAPACITOR, FIXED, DIELECTRIC:	A													
	12	Change line 1, Column 3			CAPACITOR, FIXED, DIELECTRIC:	A													
	13	Change line 1, Column 3			VALVE BLEEDER: AIR VENT	A													
	14	Change line 1, Column 3			STRIP, ASBESTOS: HEATER CORE	A													
	16	Change line 1, Column 3			SCREW, ASSEMBLED WASHER: CORE MTG	A													
	16	Change line 1, Column 3			CORE, HEATER	A													
	17	Change line 1, Column 3			PACKING, PREFORMED, HEATER A CORE	A													
	18	Change line 1, Column 3			SHELL ASSEMBLY	A													
		Right after line item 18 (shell) add:	X20		CLAMP, HOSE: HEATER QS200M205 (08484)	B	EA		4								50A	1	

Page	Line Item	Action	(1) SMR Code	(2) Federal Stock No.	(3) Description Ref Number & Mfr Code	(4) Unable On Code	(5) Unit of Meas	(6) Qty Inc In Unit Pack	(7) 30 Day DS maint Allowances			(8) 30 Day GS maint Allowances			(9) 1Yr Alw Per 100 Equip Catgy	(10) Depot Maint Alw Per 100 Equip	(11) Illustration		
									(a)	(b)	(c)	(a)	(b)	(c)			(a)	(b)	
									1-20	21-50	51-100	1-20	21-50	51-100			Fig.	Item	
54			P0	4720-555-8015	HOSE, RUBBER: HEATER, 1 IN. DIA, (6 FT REQD) 558409 (07464)	B	FT		1	2	3	5	2	3	5	60	50	50A	2
			X20		PETCOCK: HEATER DRAIN, 1/4 IN. 161468 (07464)	B	EA		1									50A	3
			P0	4730-826-8382	BUSHING, PIPE: PETCOCK TO TEE, 3/8 X 1/4 IN. 5392 (07464)	B	EA		1	*	*	*	*	*	*	1		50A	4
			X20		ADAPTER, NIPPLE: HOSE CONNECTIONS HV5029 (21102)	B	EA		2									50A	5
			P0	4730-253-4413	ELBOW, STREET: HEATER HOSE BEA CONNECTION, 90 DEG, 3/8 IN. MS39230-3 (96906)	B	EA	1	*	*	*	*	*	*	1		50A	6	
			P0	4790-249-1476	ELBOW, PIPE: HEATER,90 DEG, 3/8 IN. 144128 (24617)	B	EA		2	*	*	*	*	*	*	1		50A	7
			X20		NIPPLE, PIPE: HEATER, 3/8 IN. DIA, 4-1/2 IN. LG., STD PIPE MS51953-60 (96906)	B	EA		1									50A	8
			X20		TEE, PIPE: HEATER, 3/8 IN. 144084 (24617)	B	EA		1									50A	9
			X20		NIPPLE, PIPE: HEATER, 8/8 IN. DIA, 2-1/2 IN. IC, STD PIPE MS51953 (96906)	B	EA		2									50A	10
			P0	5305-225-3839	SCREW, CAP, HEXAGON HEAD: HEATER MTG, 1/4-20 THD SIZE, 1 IN. LG MS90725-8 (96906)	B	EA		4	*	*	*	*	*	*	1		50A	11
			P0	5310-550-1130	WASHER, LOCK: HEATER MTG, 1/4 IN. SCREW SIZE MS35333-40 (96906)	B	EA		4	*	*	*	*	*	*	1		50A	12
			X20		SPACER: HEATER MTG 559715 (07464)	B	EA		4									50A	13

Page	Line Item	Action	(1) SMR Code	(2) Federal Stock No.	(3) Description Ref Number & Mfr Code		(4) Unit of Meas	(5) Qty Inc In Unit Pack	(6) Qty Inc In Unit	(7) 30 Day DS maint Allowances			(8) 30 Day GS maint Allowances			(9) 1Yr Alw Per 100 Equip Catgy	(10) Depot Maint Alw Per 100 Equip	(11) Illustration	
										(a)	(b)	(c)	(a)	(b)	(c)			(a)	(b)
										1-20	21-50	51-100	1-20	21-50	51-100			Fig.	Item
54			P20		HEATER, SPACE: HOT WATER	B	EA		1	*	*	*	*	*	*	2		50A	14
			X20		HV220272(21102) SCREW, MACHINE: TO PANEL TO SHELL	B	EA		14									50A	15
			X20		SP1868 (21102) PANEL, TOP	B	EA		1									50A	16
			X20		HV28181 (21102) PLATE INSTRUCTIONS	B	EA		1									50A	17
			X20		HV22329 (21102) PLATE, IDENTIFICATION	B	EA		1									50A	18
			X20		HV22905 (21102) SCREW, MACHINE	B	EA		1									50A	19
			X20		161752 (24617) CLIP, WIRE CABLE	B	EA		1									50A	20
			X20		SP6147 (21102) LEAD ASSEMBY	B	EA		1									50A	21
			X20		HV205436 (21102) LEAD ASSEMBLY	B	EA		1									50A	22
			P20		HV205439 (21102) MOTOR, FAN AND SHROUD	B	EA		1	*	*	*	*	*	*	2		50A	23
			P0	2030-300-9405	HV210573 (21102) VALVE BLEEDER: AIR VENT	B	EA		1	2	2	3	2	2	3	32		50A	24
			X20		HV565 (21102) STRIP, ASBETOS: HEATER CORE	B	EA		2									50A	25
			X20		FFV25696 (21101) PACKING, PREFORMED: HEATER B CORE	B	EA		2									50A	26
			X20		HV23182 (21102) FELT, HEATER CORE	B	EA		4									50A	27
			X20		HV19809 (21102) SPACER, HEATER CORE	B	EA		2									50A	28
					HV20514 (21102)														

Page	Line Item	Action	(1) SMR Code	(2) Federal Stock No.	(3) Description Ref Number & Mfr Code		(4) Unit of Meas	(5) Qty Inc In Unit Pack	(6) Qty Inc. In Unit	(7) 30 Day DS maint Allowances			(8) 30 Day GS maint Allowances			(9) 1Yr Alw Per 100 Equip Catgy	(10) Depot Maint Alw Per 100 Equip	(11) Illustration	
										(a)	(b)	(c)	(a)	(b)	(c)			(a)	(b)
										1-20	21-50	51-100	1-20	21-50	51-100			Fig.	Item
54			X20		CHANNEL, HEATER CORE HV25673 (21102)	B	EA		1								50A	29	
			X20		CHANNEL, HEATER CORE HV25674 (21102)	B	EA		1								50A	30	
			X1		CORE, HEATER HV25576 (21102)	B	EA		1								50A	31	
			X20		SHELL ASSEMBLY HV210583 (21102)	B	EA		1								50A	32	
55	14	Change line 1, Column 3			SCREW, MACHINE: CLAMP TO BRACKET.	A													
		Right after line item 14 (screw) add:	P0	6305-993-1848	SCREW, MACHINE: CLAMP TO BRACKET, NO. 10-32 THD SIZE, 3/4 IN. LG MS35207-265 (96906)	B	EA		2	*	*	*	*	*	*	1		52 2	
67	11	Change line 1, Column 3			SCREW, CAP, HEXAGON HEAD: EXHAUST	A													
		Right after line item 11 (screw) add:	P0	5305-989-7434	SCREW, MACHINE: EXHAUST GUARD MTG, NO. 10-32 THD SIZE, 1/2 IN. LG MS35207-263 (96906)	B	EA		4	*	*	*	*	*	*	1		61 47	
	12	Change line 1, Column 3			WASHER, LOCK: EXHAUST GUARD MTG,	A													
		Right after line item 12 (washer) add:	P0	6310-043-2226	WASHER, LOCK: EXHAUST GUARD MTG, NO. 10 SCREW SIZE MS35338-43 (96906)	B	EA		4	*	*	*	*	*	*	1		61 48	
	13	Change line 1, Column 3			NUT, PLAIN, HEXAGON: EXHAUST	A													
		Right after line item 14 (Guard) add:	P0	5305-068-0502	SCREW, CAP, HEXAGON HEAD: FLEXIBLE EXHAUST MTG, 1/4-20 THD SIZE, 3/4 IN. LG MS90725-6 (96906)	B	EA		6	*	*	*	*	*	*	1		61 51	
			P0	5310-209-0786	WASHER, LOCK: FLEXIBLE EXHAUST MTG, 1/4 IN. SCREW SIZE MS35338-44 196906)	B	EA		6	*	*	*	*	*	*	1		61 2	

Page	Line Item	Action	(1) SMR Code	(2) Federal Stock No.	(3) Description Ref Number & Mfr Code	(4) Unable On Code	(5) Unit of Meas	(6) Qty Inc In Unit Pack	(7) 30 Day DS maint Allowances			(8) 30 Day GS maint Allowances			(9) 1Yr Alw Per 100 Equip Catgy	(10) Depot Maint Alw Per 100 Equip	(11) Illustration	
									(a)	(b)	(c)	(a)	(b)	(c)			(a)	(b)
									1-20	21-50	51-100	1-20	21-50	51-100			Fig.	Item
67			P0	5310-761-6882	NUT, PLAIN, HEXAGON: FLEXI- BLE EXHAUST MTG, 1/4-20 THD SIZE MS51967-2 (96906)	B	EA	6	*	*	*	*	*	*	1		51	53
68		Right after line item 19 (setscrew) add:	P0	5306-989-7434	SCREW, MACHINE: NO. 10-32 THD SIZE, 1/2 IN. LG MS35207-263 (96906)	B	EA	1	*	*	*	*	*	*	1		63	13A
			P0	5310-596-7691	WASHER, LOCK: NO. 10 SCREW SIZE MS35335-32 (96906)	B	EA	1	*	*	*	*	*	*	1		63	13B
	21	Change line 1, Column 3			ELBOW, PIPE TO TUBE: COOL- ANT	A												
		Right after line item 21 (elbow) add:	P0	4730-974-9277	ELBOW, PIPE TO TUBE: COOLANT B HEATER MANIFOLD, 90 DEG. 1-5/16-16 UN ON FIRST END, 1 IN. NPTF ON SECOND END MS39202-18 (96906)	B	EA	3	*	*	*	*	*	*	*		63	15
69	3	Change line 1, Column 3			NIPPLE, PIPE: COOLANT HEATER	A												
		Right after line item 3 (nipple) add:	X20		NIPPLE, PIPE: COOLANT HEATER MANIFOLD, 1 IN. STD CLOSE NIPPLE, 1-1/2 IN. LG 54054 (07464)	B	EA	5									63	20
			P0	4730-240-1676	UNION, PIPE: 1 IN. FEMALE 470-1IN. (26403)	B	EA	1	*	*	*	*	*	*	1		63	20A
	7	Change line 1, Column 3			ADAPTER, STRAIGHT, PIPE TO TUBE	A												
		Right after line item 7 (adapter) add:	P0	4730-277-8753	ADAPTER, STRAIGHT, PIPE TO TUBE: COOLANT HEATER MANIFOLD, 1 IN. STD MALE MS39206-18 (96906)	B	EA	1	*	*	*	*	*	*	1		63	24
	11	Change line 1, Column 3			UNION, TUBE: COOLANT HEATER	A												
	12	Change line 1, Column 3			SLEEVE, CLINCH: TUBE FITTING	A												
	13	Change line 1, Column 3			NUT, TUBE COUPLING	A												
70	1	Change line 1, Column 3			NIPPLE, PIPE: COOLANT HEATER	A												
		Right after line item 1 (nipple) add:	X20		NIPPLE, PIPE: COOLANT HEATER MANIFOLD, 1 IN., STD PIPE 2 IN. LG 54055 (07464)	B	EA	1									63	36

Page	Line Item	Action	(1) SMR Code	(2) Federal Stock No.	(3) Description Ref Number & Mfr Code	(4) Unable On Code	(5) Unit of Meas	(6) Qty Inc In Unit Pack	(7) 30 Day DS maint Allowances			(8) 30 Day GS maint Allowances			(9) 1Yr Alw Per 100 Equip Catgy	(10) Depot Maint Alw Per 100 Equip	(11) Illustration	
									(a)	(b)	(c)	(a)	(b)	(c)			(a)	(b)
									1-20	21-50	51-100	1-20	21-50	51-100			Fig.	Item
70	6	Change line 1, Column 3 Right after Line item, 6 (cock) add:	X20		COCK, PUG: 3 WAY COCK, PUG: 3 WAY 161375 (07464)	A B	EA	1								63	41	
71		Right after line item, 1 (nut) add:	P0	5305-068-0502	SCREW, CAP, HEXAGON HEAD: B EXPANSION TANK BRACKET MTG, 1/4-20 THD SIZE, 3/4 IN. LG MD90725 (96906)	B	EA	2	*	*	*	*	*	*	1	63	3A	
			P0	5310-761-6882	NUT, PLAIN, HEXAGON EXPANS- B SION TANK BRACKET MTG, 1/4-20 SIZE MS51967-2 (96906)	B	EA	2	*	*	*	*	*	*	1	64	3B	
			P0	5310-550-1130	WASHER LOCK EPANSION: TANK BRACKET MTG, 1/4 IN. SCREW SIZE MS95933-40 (96906)	B	EA	2	*	*	*	*	*	*	1	64	3C	
	11	Change line 1, Column 3 Right after line item, 11 (elbow) add:			ELBOW, PIPE TO TUBE: EXPANSION ADAPTER, STRAIGHT, PIPE TO TUBE: EXPANSION TANK TO COOLANT HEATER MANIFOLD, 1 IN. STD MALE MS39206-18 (96906)	A B	EA	1								64	13	
72	13	Change line 1, Column 3 Right after line item, 13 (scale) add:	P20		SCALE, DAIL INDICATING SCALE, DAIL INDICATING BP13-400T (11710)	A B	EA	1	*	*	*	*	*	*	5	65	19	
	22	Change line 1 Right after line item, 22 (cylinder) add:	P0	6830-264-5913	CYLINDER, FREON CYLINDER, FREON, 50 LB BBF142 TYPE 12 (81348)	A B	EA	1	*	2	2	*	2	2	20	16	65	28
	23	Change line 1, Column 3 Right after line item 23 (screw) add:	P0	5305-269-3211	SCREW, CAP, HEXAGON HEAD: A FIRE SCREW, CAP, HEXAGON HEAD: B FREON CYLINDER BRACKET MTG, 3/8-16 THD SIZE, 1 IN. LG MS90725-60 (96906)	A B	EA	4	*	*	*	*	*	*	1	65	29	

Page	Line Item	Action	(1) SMR Code	(2) Federal Stock No.	(3) Description Ref Number & Mfr Code	(4) Unable On Code	(5) Unit of Meas	(6) Qty Inc In Unit Pack	(7) 30 Day DS maint Allowances			(8) 30 Day GS maint Allowances			(9) 1Yr Alw Per 100 Equip Catgy	(10) Depot Maint Alw Per 100 Equip	(11) Illustration		
									(a)	(b)	(c)	(a)	(b)	(c)			(a)	(b)	
									1-20	21-50	51-100	1-20	21-50	51-100			Fig.	Item	
73 74	24	Change line 1, Column 3 Right after line item 24 (washer) add:	PO	6305-959-2723	SCREW, MACHINE, FIRE EXTINGUISHER BRACKET MTG, 3/8-16 THD SIZE, 1 IN. LG MS35190-319 (96906)	B	EA	4	*	*	*	*	*	*	1	6	29A		
			PO	5310-637-9541	WASHER, LOCK: FIRE EXTINGUISHER AND WASHER, LOCK: FIRE EXTINGUISHER MTG, 3/8 IN. SCREW SIZE MS3533846 (96906)	A	EA	4	*	*	*	*	*	*	1	65	30		
			PO	5310-627-6128	WASHER, LOCK: FREON CYLINDER MTG, 3/8 IN. SCREW SIZE MS35336-35 (96906)	B	EA	4	*	*	*	*	*	*	1	65	30A		
	25 26	Change column 6 Change line 1, Column 3 Right after line item 26 (bracket) add:	X20		BRACKET, MOUNTING: FIRE BRACKET, MOUNTING: FREON CYLINDER D50383 (07464)	A	EA	1									65	3	
			PO	5310-889-2606	NUT, PLAIN WING MS35425-42 (96906)	B	EA	1	*	*	*	*	*	*	1	65	34		
			PO	5305-269-3219	SCREW, CAP, HEXAGON HEAD MS90725-69 (96906)	B	EA	1	*	*	*	*	*	*	1	65	35		
			PO	5310-087-4652	NUT, SELF-LOCKING, HEXAGON MS5192217 (96906)	B	EA	1	*	*	*	*	*	*	1	65	36		
	73 74	2 2	Change column 6 Change line 1, Column 3 Right after line item 2 (screw) add:	PO	5305-269-4511	SCREW, CAP, HEXAGON HEAD NMS9072563 (96906)	B	EA	1	*	*	*	*	*	*	1	65	37	
						SCREW, TAPPING, THREAD FORMING	A		24										
				PO	5305-989-7434	SCREW, MACHINE: CLEARANCE LIGHT MTG, NO. 10-32 THD SIZE, 1/2 IN. LG MS35207-263 (96906)	B	EA	88	*	*	*	*	*	*	1	66	13	
		PO	5310-045-3296	WASHER, LOCK: CLEARANCE LIGHT MTG, NO. 10 SCREW SIZE MS3533843 (96906)	B	EA	88	*	*	*	*	*	*	1	66	16			

Page	Line Item	Action	(1) SMR Code	(2) Federal Stock No.	(3) Description Ref Number & Mfr Code	(4) Unit of Meas	(5) Qty Inc In Unit Pack	(6) Qty Inc. In Unit	(7) 30 Day DS maint Allowances			(8) 30 Day GS maint Allowances			(9) 1Yr Alw Per 100 Equip Catgy	(10) Depot Maint Alw Per 100 Equip	(11) Illustration	
									(a) 1-20	(b) 21-50	(c) 51-100	(a) 1-20	(b) 21-50	(c) 51-100			(a) Fig.	(b) Item
74	5	Change line 1, Column 3 Right after line item 5 (screw) add:	PO	6306-637-4046	SCREW, CAP, HEXAGON HEAD: A SCREW, CAP, HEXAGON HEAD: B BRACKET MTG, 3/8-16 THD SIZE, 1 IN. LG. MS35292-60 (96906)	EA		4	*	*	*	*	*	*	1		67	1
	6	Change line 1, Column 3 Right after line item 6 (bracket) add:	X20		BRACKET, MOUNTING: STOP A LIGHT, BRACKET, MOUNTING: STOP B LIGHT, TAILLIGHT A46889 (07464)	EA		2									67	2
	7	Change line 1, Column 3 Right after line item 7 (wuhher) add:	PO	5310-637-9541	WASHER, LOCK: BRACKET MTG, A WASHER, LOCK: BRACKET MTG, B 3/8 IN. SCREW SIZE MS35338-46 (96906)	EA		4	*	*	*	*	*	*	1		67	3
	8	Change line 1, Column 3 Right after line item 8 (nut) add:	PO	5310-732-0558	NUT, PLAIN, HEXAGON: BRACK- A ET MTG, NUT, PLAIN, HEXAGON: BRACK- B ET MTG, 3/8-16 IN. THD 'SIZE MS51967-8 (96906)	EA		4	*	*	*	*	*	*	1		67	4
	11	Change column 6	6		NUT, PLAIN, HEXAGON: BRACK- A ET MTG,													
	15	Change line 1, Column 3 Right after line item 15 (nut) add:	PO	5310-732-0568	NUT, PLAIN, HEXAGON: BRACK- B ET MTG, 3/8 IN. THD SIZE MS51967- (96906)	EA		4	*	*	*	*	*	*	1		68	1
	16	Change line 1, Column 3 Right after line item 16 (wauher) add:	PO	5310-637-9541	WASHER, LOCK: BRACKET MTG A WASHER, LOCK: BRACKET B MTG, S/8 IN. SCREW SIZE M S35338-46 (96906)	EA		4	*	*	*	*	*	*	1		68	2
	18	Change line 1, Column 3 Right after line item 18 (screw) add:	PO	5305-637-4046	SCREW, MACHINE: BRACKET A MTG, SCREW, CAP, HEXAGON HEAD: B BRACKET MTG, 3/8-16 THD SIZE, 1 IN. LG MS36292-60 (96906)	EA		4	*	*	*	*	*	*	1		68	4
75	16	Change column 6						6										

Page	Line Item	Action	(1) SMR Code	(2) Federal Stock No.	(3) Description Ref Number & Mfr Code	(4) Unit of Meas	(5) Qty Inc In Unit Pack	(6) Qty Inc. In Unit	(7) 30 Day DS maint Allowances			(8) 30 Day GS maint Allowances			(9) 1Yr Alw Per 100 Equip Catgy	(10) Depot Maint Alw Per 100 Equip	(11) Illustration	
									(a)	(b)	(c)	(a)	(b)	(c)			(a)	(b)
									1-20	21-50	51-100	1-20	21-50	51-100			Fig.	Item
75	17	Change column 6						6										
	19	Change column 6						18										
76	1	Change column 6						18										
	2	Change column 6						18										
	5	Change column 6						1										
	9	Change column 6						1										
80	2	Change line 1, Column 3 Right after line item 2 (screw) add:	PO	5305-269-3213	SCREW, CAP, HEXAGON HEAD: A SCREW, CAP, HEXAGON HEAD: B SPLASH GUARD TO FENDER MTG, 3/816 THD SIZE, 1-1/4 IN. LG MS907252 (96906)	EA		8	*	*	*	*	*	*	1		72	1
	4	Change line 1, Column 3 Right after line item 4 (washer) add	PO	5310-637-9541	WASHER, LOCK: SPLASH GUARD B TO FENDER MTG, 3/8 IN. SCREW SIZE MS35338-46 (96906)	EA		8	*	*	*	*	*	*	1		72	3
	5	Change line 1, Column 3 Right after line item 5 (nut) add:	PO	5310732-0558	NUT, PLAIN, HEXAGON: SPLASH B GUARD TO FENDER MTG, 3/8-16 THD SIZE MS51967-8 (96906)	EA		8	8	*	*	*	*	*	1		72	4
	20	Change line 1, Column 3 Right after line item 20 (washer) add:	PO	5310-4)7-9566	WASHER, LOCK: LADDER, EYE- A BOLT MS3533845 (96906)	EA		24	*	*	*	*	*	*	1		72	19
	21	Change line 1, Column 3 Right after line item 21 (nut) add:	PO	5310-761-1681	NUT, PLAIN, HEXAGON: LADDER A NUT, PLAIN, HEXAGON: LADDER B MTG, 5/16-18 THD SIZE MS519674 (96906)	EA		24	*	*	*	*	*	*	1		72	20
			PO	5310-732-0558	NUT, PLAIN, HEXAGON: EYE- B BOLT MTG, 3/8-16 THD SIZE MS5167--8 -(96906)	EA		8	*	*	*	*	*	*	1		72	20A

Page	Line Item	Action	(1) SMR Code	(2) Federal Stock No.	(3) Description Ref Number & Mfr Code	(4) Unit of Meas	(5) Qty Inc In Unit Pack	(6) Qty Inc. In Unit	(7) 30 Day DS maint Allowances			(8) 30 Day GS maint Allowances			(9) 1Yr Alw Per 100 Equip Catgy	(10) Depot Maint Alw Per 100 Equip	(11) Illustration	
									(a) 1-20	(b) 21-50	(c) 51-100	(a) 1-20	(b) 21-50	(c) 51-100			(a) Fig.	(b) Item
81	1	Change line 1. Column 3 Right after line item 1 (screw) add:	PO	5306225-8499	SCREW, CAP, HEXAGON HEAD: A LADDER SCREW, CAP, HEXAGON HEAD: B LADDER MTG, 5/16-18 THD SIZE, 1 IN. LG MS90725-34 (96906)	EA		8	*	*	*	*	*	*	1		72	21
82	5	Change column 6						16										
	6	Change column 6						16										
	7	Change column 6						16										
	6	Change line 1, Column 3 Right after line item 6 (washer) add:	PO	5310-045-3296	WASHER, LOCK: COVER AND BELL MTG, WASHER, LOCK: COVER MTG, NO. 10 SCREW SIZE MS35338-43 (96906)	A B	EA	1.1	*	*	*	*	*	*	1		74	2
	8	Change line 1, Column 3 Right after line item 8 (acrw) add:	PO	5305-958-5481	SCREW, MACHINE: COVER TO BELL SCREW, MACHINE: BELL MTG, NO. 8-32 THD SIZE, 1 IN. LG MS35190-257 (96906)	A B	EA	4	*	*	*	*	*	*	1		74	4
9	Change line 1, Column 3 Right after line item 9 (bell) add:	PO		BELL, ELECTRICAL ALARM BELL, ELECTRICAL ALARM 3444WB (80252)	A B	EA	1	*	1	1	*	1	1	12	12	74	5	
12	Change line 1, Column 3 Right after line item 12 (screw) add:	PO	5305-9847352	SCREW, MACHINE: SAFETY HASP MTG, SCREW, MACHINE, SAFETY HASP MTG, NO. 10-32 THD SIZE, 1-1/2 IN. LG. MS35191-278 (96906)	A B	EA	9	e	*	*	*	*	*	1		74	8	
			PO	6310-0426903	NUT, PLAIN, HEXAGON, SAFETY HASP MTG, NO. 10-2 THD SIZE MS35650-102 (96906)	B	EA	9	*	*	*	*	*	1		74	8A	
14	Change line 1, Column 3				SCREW, MACHINE: DOOR HOLD A ER MTG,	A												

Page	Line Item	Action	(1) SMR Code	(2) Federal Stock No.	(3) Description Ref Number & Mfr Code	(4) Unit of Meas	(5) Qty Inc In Unit Pack	(6) Qty Inc. In Unit	(7) 30 Day DS maint Allowances			(8) 30 Day GS maint Allowances			(9) 1Yr Alw Per 100 Equip Catgy	(10) Depot Maint Alw Per 100 Equip	(11) Illustration	
									(a)	(b)	(c)	(a)	(b)	(c)			(a)	(b)
									1-20	21-50	51-100	1-20	21-50	51-100			Fig.	Item
82		Right after line item 14 (screw) add:	PO	5305-954-3937	SCREW, MACHINE: DOOR HOLD- B ER MTG, 1/4-20 THD SIZE, 7/8 IN. LG MS35190-290 (96906)	EA		4	*	*	*	*	*	*	1		74	10
	19	Change line 1, Column 3 Right after line item 19 (granmet) add:	X20		GROMMET, RUBBER A GROMMET, RUBBER B MS35489-23 (96906)	EA		1									74	15
	20	Change line 1, Column 3			SCREW, CAP, HEXAGON HEAD: A POWER													
	21	Change line 1, column 3			WASHER, LOCK: POWER A COMPARTMENT													
83	1	Change line 1, Column 3			SCREW, CAP, HEXAGON HEAD: A POWER													
	2	Change line 1, Column 3			WASHER, LOCK: POWER A COMPARTMENT													
	3	Change line 1, Column 8			WASHER, BEVEL: POWER A COMPARTMENT													
		Right after line itemn 4 (houeing) add:	PO	5325-291-9366	GROMMET, RUBBER B MS3548911 (96906)	EA		1	*	*	*	*	*	*	1		74	22
			PO	5310-825966	WASHER, LOCK: CONNECTOR B MTG, 1/4 IN. SCREW SIZE MS35338-44 (96906)	EA		4	*	*	*	*	*	*	1		74	23
	5	Change line 1, Column 3 Right after line item 5 (rivet) add:	X20		RIVET, CHERRY: INSTRUCTION A RIVET, CHERRY: INSTRUCTION B PLATES MTG CR163---(11815)	EA		6									75	1
			X20		RIVET, CHERRY: INSTRUCTION B PLATES MTG CR162{-4 (11815) D46878-2 (07464)	EA		16									75	1A
84	1	Change line 3, Column 3																
	2	Change column 6						24										
	3	Change column 6						24										
	6	Change line 1, Column 3			WASHER, LOCK: CONTROL TO A													

Page	Line Item	Action	(1) SMR Code	(2) Federal Stock No.	(3) Description Ref Number & Mfr Code	(4) Unit of Meas	(5) Qty Inc In Unit Pack	(6) Qty Inc. In Unit	(7) 30 Day DS maint Allowances			(8) 30 Day GS maint Allowances			(9) 1Yr Alw Per 100 Equip Catgy	(10) Depot Maint Alw Per 100 Equip	(11) Illustration	
									(a) 1-20	(b) 21-50	(c) 51-100	(a) 1-20	(b) 21-50	(c) 51-100			(a) Fig.	(b) Item
84		Right after line item 6 (washer) add:	PO	5310-582-5965	WASHER, LOCK: CONTROL. TO B BRACKET, CONTROL RGD TO SHUTTER CONTROL AND BRACKET MTG, 1/4 IN. SCREW SIZE MS35338-44 (96906)	EA		5	*	*	*	*	*	*	1		75	12
	12	Change line 1, Column 3			PIN, STRAIGHT, HEADED: A													
	17	Change line 1, Column 3			SCREW, MACHINE: PHILLIPS A HEAD													
		Right after line item 17 (screw) add:	PO	5305-954-3937	SCREW, MACIINE, SOCKET MTG, 1/4-20 TIID SIZE, 7/8 IN. LG MS35190290 (96906)	EA		4	*	*	*	*	*	*	1		76	1
	19	Change line 1, Column 3			SCREW, MACHINE: DOOR HOLDER A													
		Right after line item 19 (screw) add	PO	5305-068-0501	SCREW, CAP, HEXAGON HEAD: B DOOR HOLDER BRACKET MTG, 1/4-20 THD SIZE, 5/8 IN. LG MS90725-5 (96906)	EA		4	*	*	*	*	*	*	1		76	3
85	1	Change line 1, Column 3 Right after line item 1 (washer) add:	PO	5310-582-5965	WASHER, LOCK: DOOR HOLDER A WASHER, LOCK: DOOR HOLDER B BRACKET MTG, 1/4 IN. SCREW SIZE MS3533844 (96906)	EA		4	*	*	*	*	*	*	1		76	4
	7	Change line 3, Column 3			A46388 (07464)													
	14	Change line 3, Column 3			M4S9390-330 (96906)													
87		Right after line item 3 (shutter) add:	X20		SCREW, TAPPING, THREAD CUTTING, SHUTTER COVER M,TG, AN504-1032--8 (88044)	EA		4									78	12
			X20		COVER, GAS ENGINE SHUTTER B A46920 (07464)	EA		1									78	13
	5	Change column 6																
	6	Change column 6																
	7	Change column 6																

Page	Line Item	Action	(1) SMR Code	(2) Federal Stock No.	(3) Description Ref Number & Mfr Code	(4) Unable On Code	(5) Unit of Meas	(6) Qty Inc In Unit Pack	(7) 30 Day DS maint Allowances			(8) 30 Day GS maint Allowances			(9) 1Yr Alw Per 100 Equip Catgy	(10) Depot Maint Alw Per 100 Equip	(11) Illustration		
									(a)	(b)	(c)	(a)	(b)	(c)			(a)	(b)	
									1-20	21-50	51-100	1-20	21-50	51-100			Fig.	Item	
87	13	Change line 1, Column 3			ELBOW, TUBE: 90 DEG	A													
	14	Change line 1, Column 3			NUT, TUBE COUPLING	A													
	15	Change line 1, Column 3			SLEEVE, CLINCH: TUBE FITTING	A													
	16	Change line 1, Column 3			UNION, TUBE	A													
	17	Change line 1, Column 3			NUT, TUBE COUPLING	A													
	18	Change line 1, Column 3			SLEEVE, CLINCH: TUBE FITTING	A													
	19	Change line 1, Column 3			TUBE, COPPER: 1 IN. DIA, 0.035	A													
88	11	Change line 2, Column 3			3238 (07464)														
	18	Change line 1, Column 3			ELBOW, PIPE: HOSE COUPLING	A													
		Right after line item 18 (elbow) add:	X20		ELBOW, PIPE: HOSE COUPLING, 1/4 IN. 639569 (07464)	B	EA	2									80	20	
	20	Change line 1, Column 3			ELBOW, PIPE: HOSE COUPLING	A													
		Right after line item 20 (elbow) add:	X20		ELBOW, PIPE: HOSE COUPLING, 45 DEG, 1/2 IN. 137894 (24617)	B	EA	2										80	22
		Right after line item 21 (nose box) add:	PO	2530-338-8677	COUPLING AND COVER HOSE 277664 (06853)	B	EA	2	*	1	1	*	1	1	12	12	80	24	
	X2				PACKING, PREFORMED: AIR COUPLING MS35748-1 (96906)	B	EA	2										80	25
			PO	5325-185-0004	GROMMET, RUBBER MS35489-40 (96906)	B	EA	2	*	*	*	*	*	*	1		80	26	
			PO	5325-174-9332	GROMMET, RUBBER MS35489-8 (96906)	B	EA	1	*	*	*	*	*	*	1		80	27	
90	4	Change line 3, Column 3			3/4-10 THD SIZE, 2-1/2 IN. LG														

Page	Line Item	Action	(1) SMR Code	(2) Federal Stock No.	(3) Description Ref Number & Mfr Code	(4) Unable On Code	(5) Unit of Meas	(6) Qty Inc In Unit Pack	(7) 30 Day DS maint Allowances			(8) 30 Day GS maint Allowances			(9) 1Yr Alw Per 100 Equip Catgy	(10) Depot Maint Alw Per 100 Equip	(11) Illustration	
									(a)	(b)	(c)	(a)	(b)	(c)			(a)	(b)
									1-20	21-50	51-100	1-20	21-50	51-100			Fig.	Item
90	10	Change column 6						28										
	11	Change column 6																
	13	Change line 1, Column 3 Right after line item 13 (elbow) add	X20		ELBOW, PIPE TO TUBE: GAS A ELBOW, PIPE TO TUBE: GAS B ENGINE AND COOLANT HEATER FUEL LINES, 6/16 IN. 49X5 (79470)		EA	3								83	4	
			PO	4730-240-1739	NUT, FLARED TUBE, 5/16 IN. 1110X5 (79470)	B	EA	3	*	*	*	*	*	1		83	4A	
	14	Change line 1 Column 3 Right after line item 14 (nut) add:	PO	5310-732-0558	NUT, PLAIN, HEXAGON: FUEL NUT, PLAIN, HEXAGON: FUEL MTG, 3/8-16 THD SIZE NMS51967-8 (96906)	A B	EA	4	*	1	*	*	*	1		83	5	
	20	Change line 1, Column 3 Right after line item 20 (transmitter) add	PO		TRANSMITTER, LIQUID QUANTITY: TRANSMITTER, LIQUID QUANTITY: FUEL TANK 6540 (09393)	A B	EA	1	*	1	1	*	1	1	16	12	83	11
		Right after line item 2. (gasket) add:	XZ3		ADAPTER, LIQUID QUANTITY TRANSMITTER 2522-1 (77592)	B	EA	1								83	12A	
91	1	Change line 1, Column 3 Right after line item 1 (tank) add:	X20		TANK, FUEL, ENGINE TANK, FUEL, ENGINE C46885 (0746i)	A	EA	1								83	13	
		Change line item 2	PO	4730221-2119	PLUG, PIPE: FUEL DRAIN MS20913-4S (96906)	B	EA	1	*	*	*	*	*	*	*	1	83	14
	5	Change line 1, Cdumn 3 Right after line item 5 (rivet) add:	X20		RIVET: HOOK CLAMP MTG SCREW, MACHINE, CLAMP MTG, :1 NO. 10-32 THD SIZE, 2/4 IN. LG .MS35207-265 (96906)	A	EA	8									84	1
			PO	531-042-693	NUT, PLAI N. HEXAGON CLAMP MTG, NO. 10-12 THD SIZE MS35650-102 (96906)	3	EA	8	*	*	*	*	*	*	*	1	84	1A

Page	Line Item	Action	(1) SMR Code	(2) Federal Stock No.	(3) Description Ref Number & Mfr Code	(4) Unable On Code	(5) Unit of Meas	(6) Qty Inc In Unit Pack	(7) 30 Day DS maint Allowances			(8) 30 Day GS maint Allowances			(9) 1Yr Alw Per 100 Equip Catgy	(10) Depot Maint Alw Per 100 Equip	(11) Illustration	
									(a) 1-20	(b) 21-50	(c) 51-100	(a) 1-20	(b) 21-50	(c) 51-100			(a) Fig.	(b) Item
									91			PO	5310-043-2226	WASHER, LOCK, CLAMP MTG NO. 10 SCREW SIZE MS35338-24 (96906)			B	EA
	9	Change oolumn 6 Right after line item 11 (eyebolt) add:	PO		GASKET, NEOPRENE, COVER 3237 (07464)	B	EA	1	2	3	7	2	3	7	80	60	84	1C
			PO		ELBOW, PIPE TO TUBE 8405X16 (79470)	B	EA	2	*	*	*	*	*	*	1		84	TA
			PO		COUPLING, PIPE MS39233-6 (96906)	B	EA	2	*	*	*	*	*	*	1		84	7B
92	24	Change line 1, Column 3			MS35388-21 (96906)													
	3	Change line 1, Column 3 Right after line item 3 (wheel) add:	X20		WHEEL, PNEUMATIC TIRE	A											85	4
					WHEEL, PNEUMATIC TIRE 65950-8 (09386)	B	EA	8										
93	15	Change line 4 Column 3			MS51967-2 (96906)													
	17	Change line 3 Column 3 Right after line item 17 (nut) add:	X20		BRACKET, STATIC STRAP 559750 (07464)	B	EA	1									86	13A
			PO	5310-178-2813	NUT, PLAIN, HEXAGON: BRACKET MTG, 3/8-16 THD SIZE MS51967-7 (96906)	B	EA	1	*	*	*	*	*	*	1		86	13B
			PO	5310-637-9541	WASHER, LOCK: BRACKET MTG, 3/8 IN. SCREW SIZE MS35338-46 (96906)	B	EA	1	*	*	*	*	*	8	1		86	13C
99	13	Change Column 6						2										
	14	Change column 6						2										
	15	Change column 6 Right after line item 15 (stud) add:	X2F		BRACKET, BRAKE LINE A46890 (07464)	B	EA	2										
			PF	5310-732-0558	NUT, PLAIN, HEXAGON MS51967-8 (96906)	B	EA	4		*	*	*	*	*	1		92	3B

Page	Line Item	Action	(1) SMR Code	(2) Federal Stock No.	(3) Description Ref Number & Mfr Code	(4) Unable On Code	(5) Unit of Meas	(6) Qty Inc In Unit Pack	(7) 30 Day DS maint Allowances			(8) 30 Day GS maint Allowances			(9) 1Yr Alw Per 100 Equip Catgy	(10) Depot Maint Alw Per 100 Equip	(11) Illustration	
									(a) 1-20	(b) 21-50	(c) 51-100	(a) 1-20	(b) 21-50	(c) 51-100			(a) Fig.	(b) Item
									99			PF	5310--637-9641	WASHER, LOCK MS35338-46 (96906)			B	EA
			PF	5305-637-4046	SCREW, CAP, HEXAGON HEAD MS35292-60 (96906)	B	EA	4	*	*	*	*	*	*	1		92	3D
100	18	Change column 6						2										
	2	Change column 6						3										
	15	Change line 1, Column 3 Right after line item 15 (screw) add:	PF	5305-724-7222	SCREW, CAP, HEXAGON HEAD TANDEM HANGERS TO FRAME, 5/8-11 THD SIZE, 2 IN. LG MS90728-164 (96906)	A B	EA	40	*	*	*	*	*	*	1		93	1
	16	Change line 1, Column 3			WASHER, LOCK: TANDEM HANG- ERS													
	17	Change line 1, Column 3 Right after line item 17 (nut) add:	PF	6310-269-040	NUT, PLAIN, HEXAGON: TANDEMB NUT, SELF-LOCKING, HEXAGON:B TANDEM HANGERS MTG, 5/8-11 THD SIZE MS51922-49 (96906) MS75021-1 (96906)		EA	40	*	*	*	*	*	*	1		93	3
102	11	Change line 3, Column 3 Right after line item 17 (shackle) add:	X20		STOP, RUBBER 536767 (11862)	B	EA	8									94	10A

The following illustrations are superseded, unless otherwise indicated.

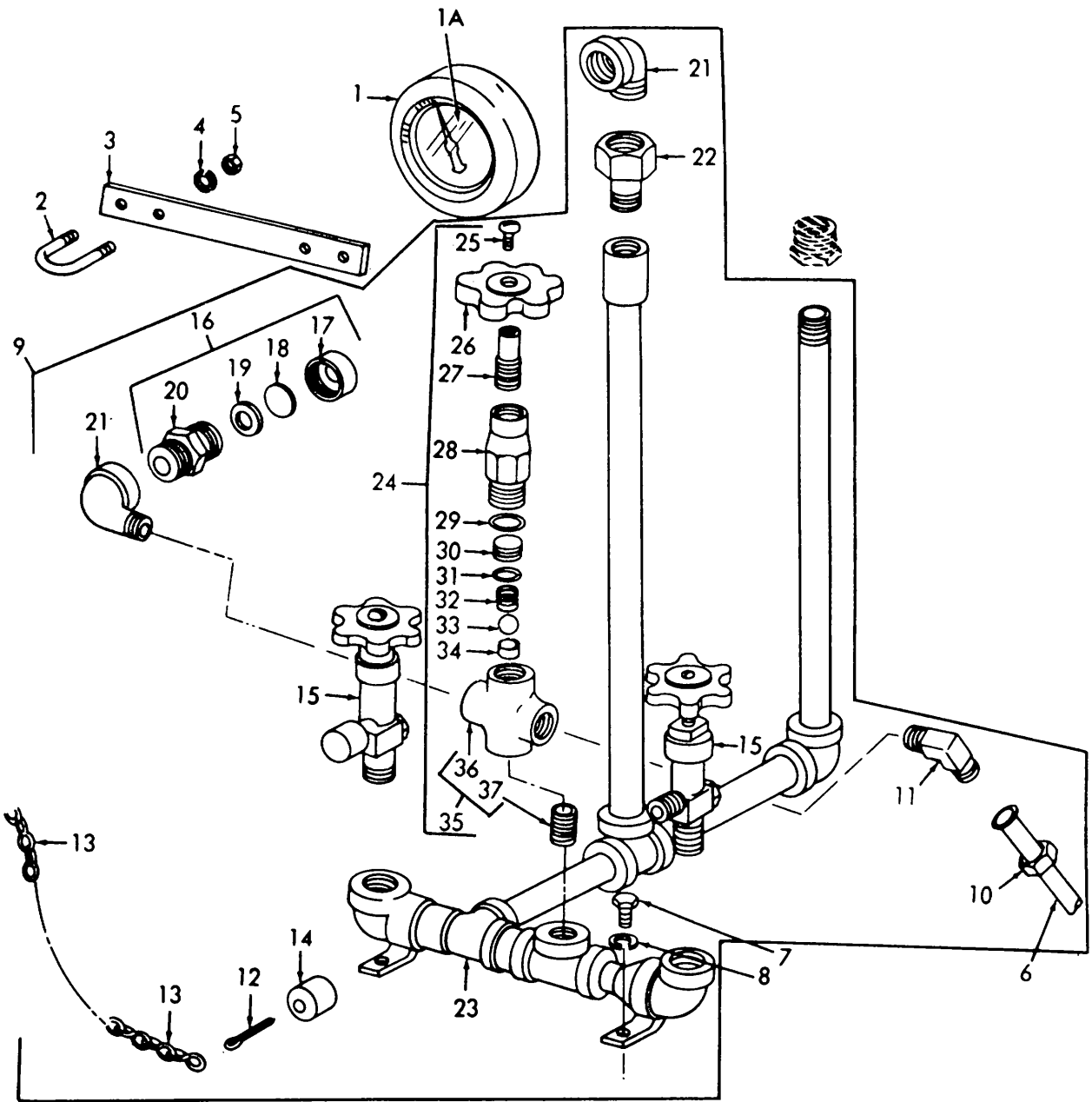
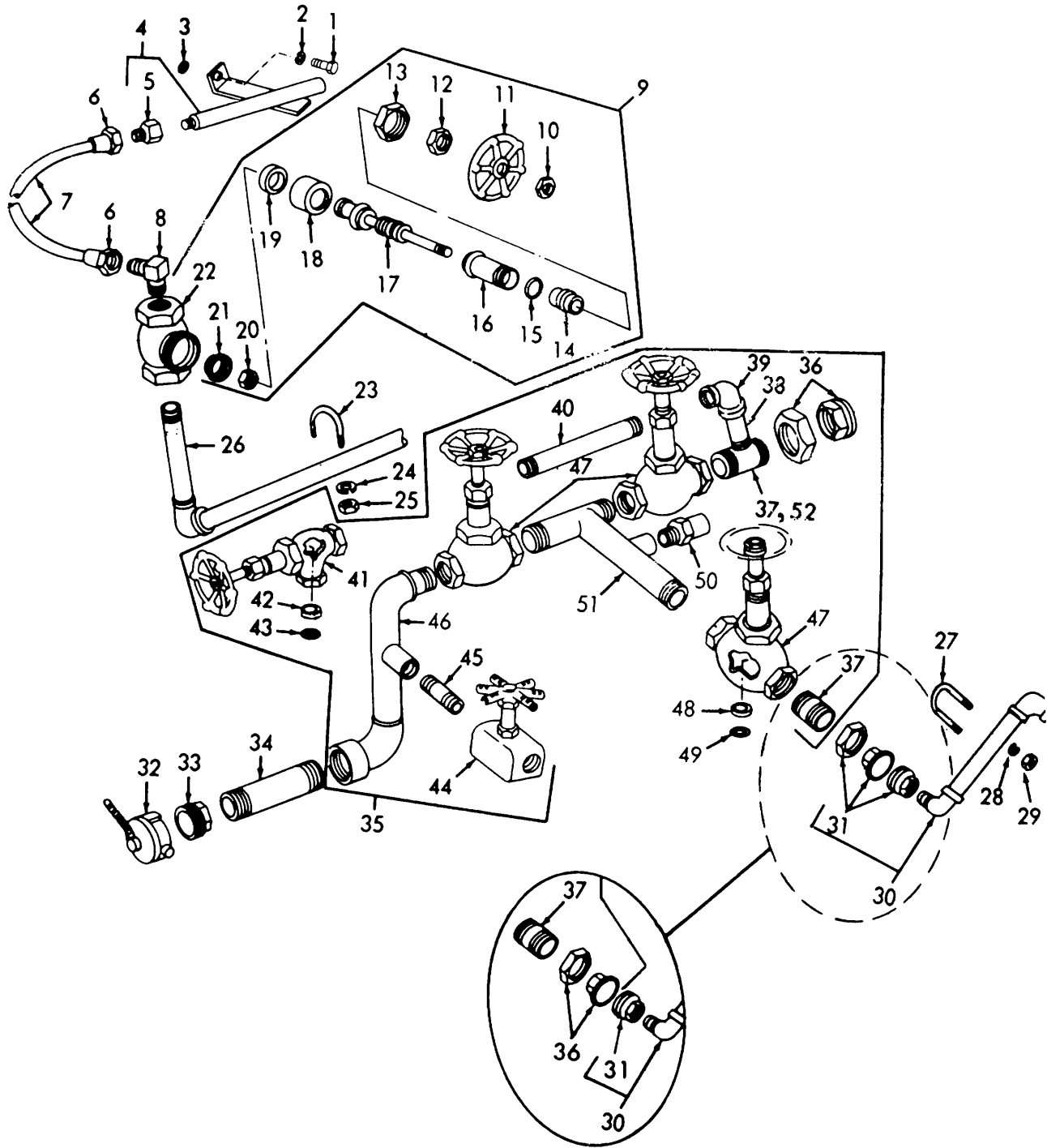


Figure 1. Cylinder fill manifold and related parts.

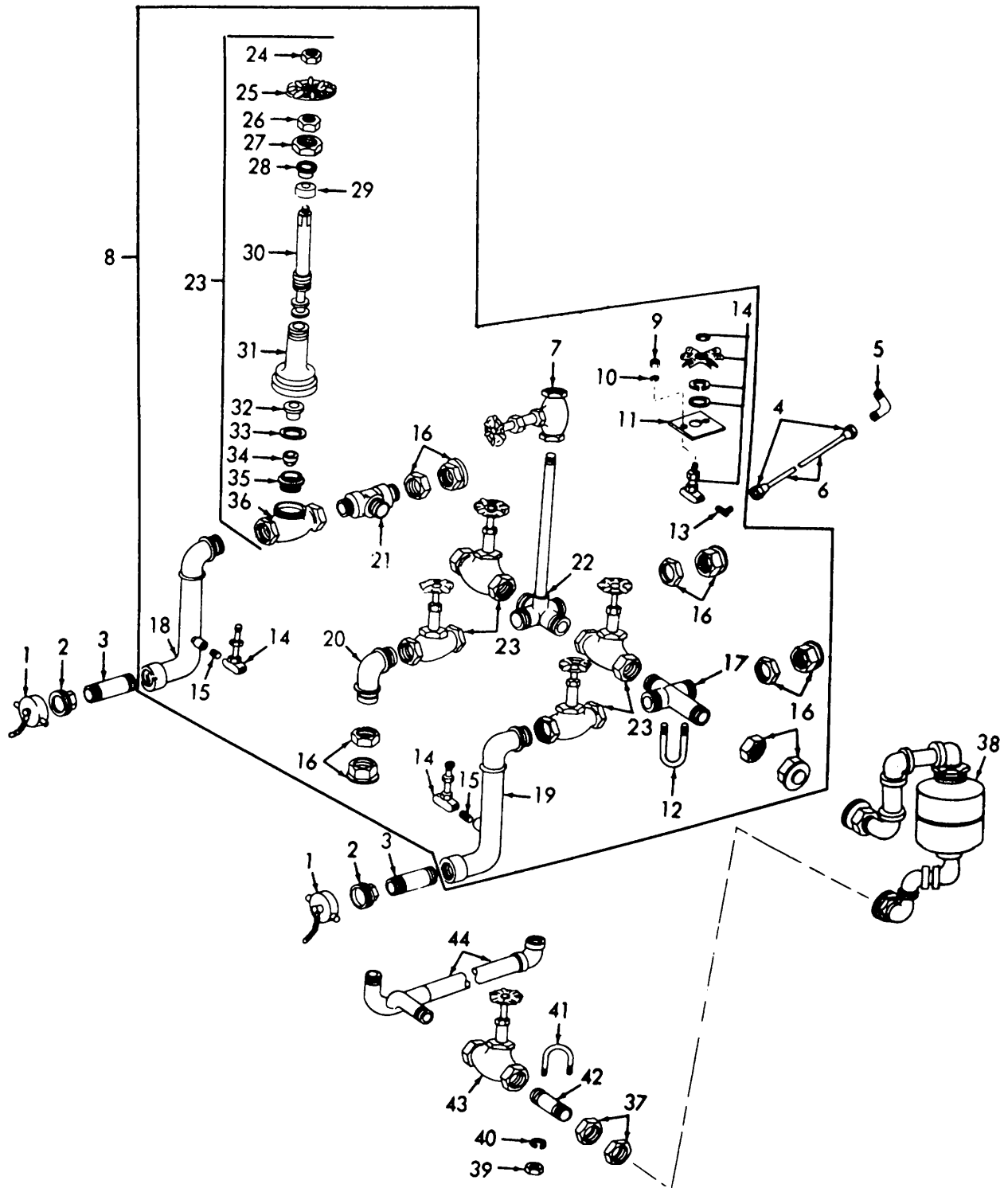
ME 3655-210-35P/1C1



B UNITS ONLY

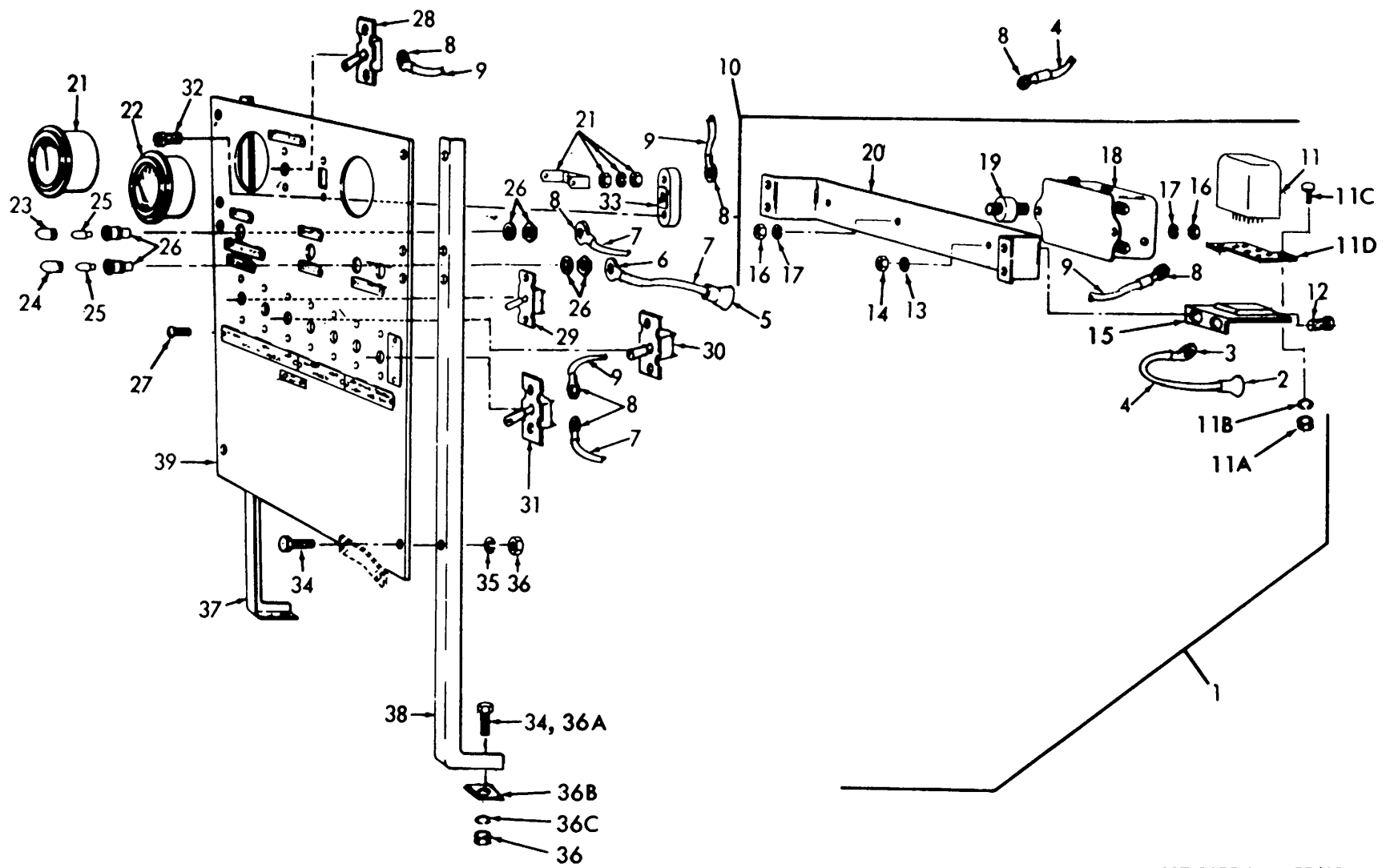
ME 3655-210-35P/2C1

Figure 2. Vapor manifold, equalizing line, fire lines and nozzle.



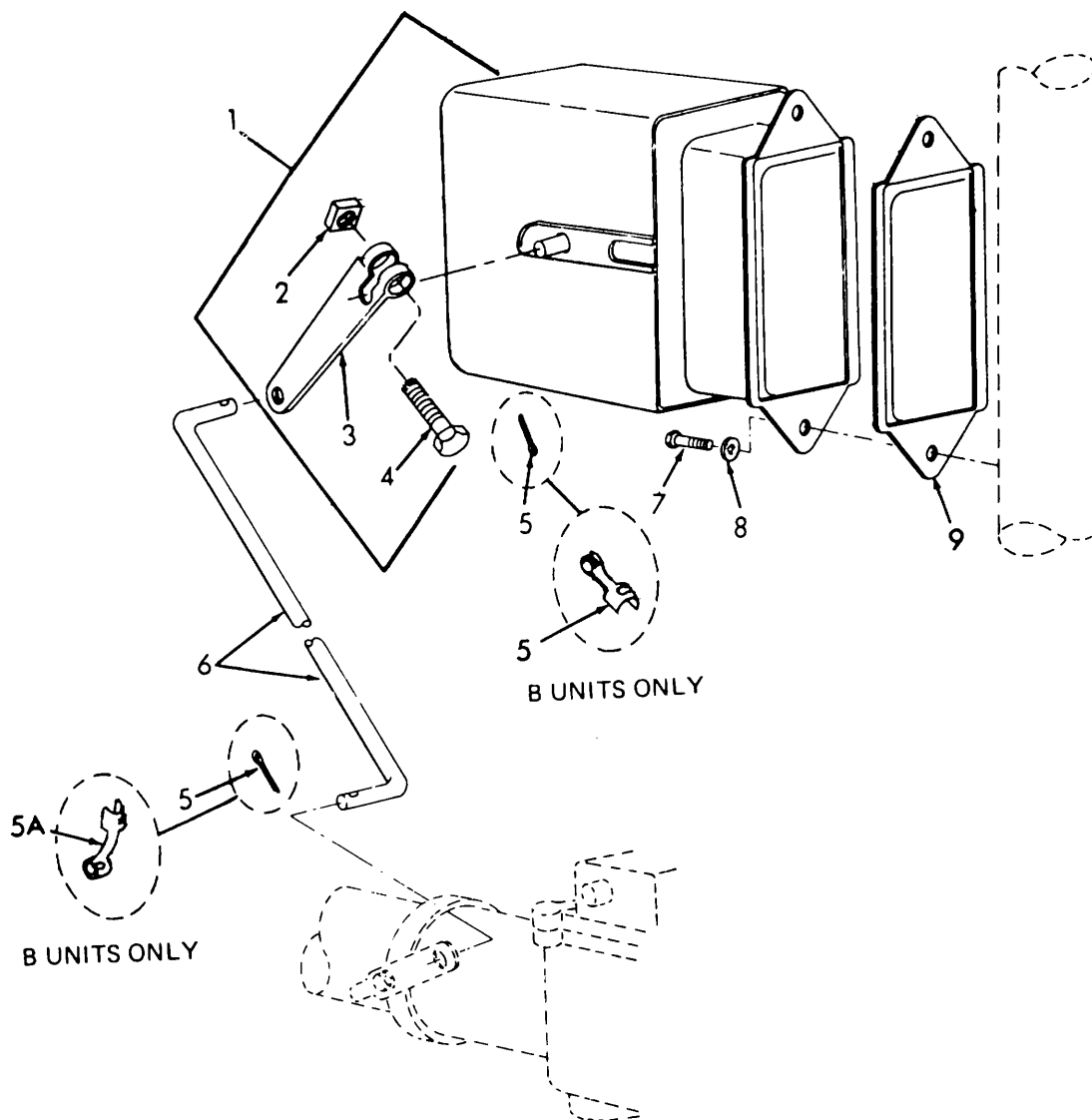
ME 3655-210-35P/3C1

Figure 3. Dehydrator, fill line and liquid manifold



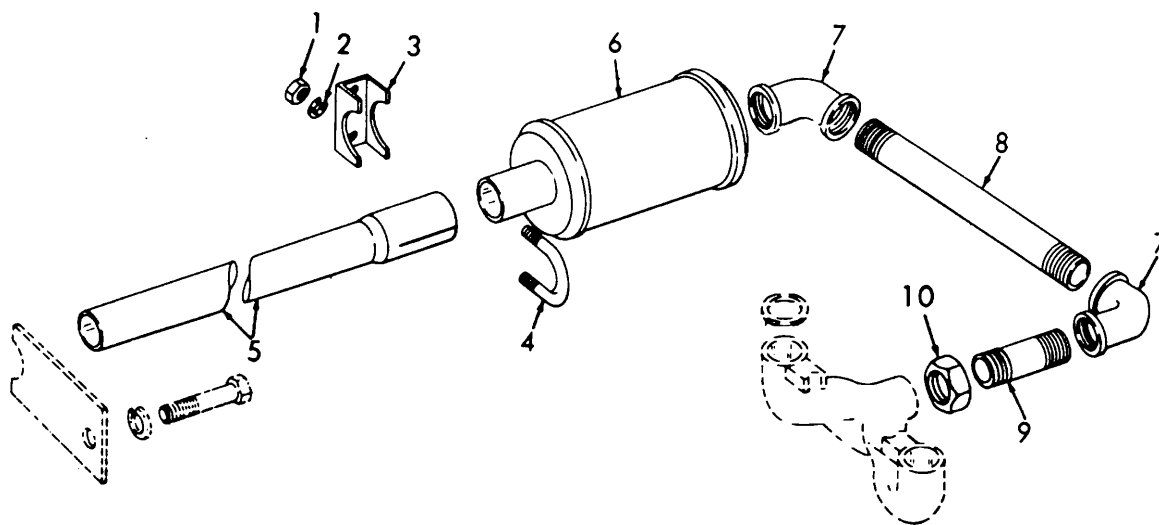
ME 3655-210-35P/5C1

Figure 5. Control panel.



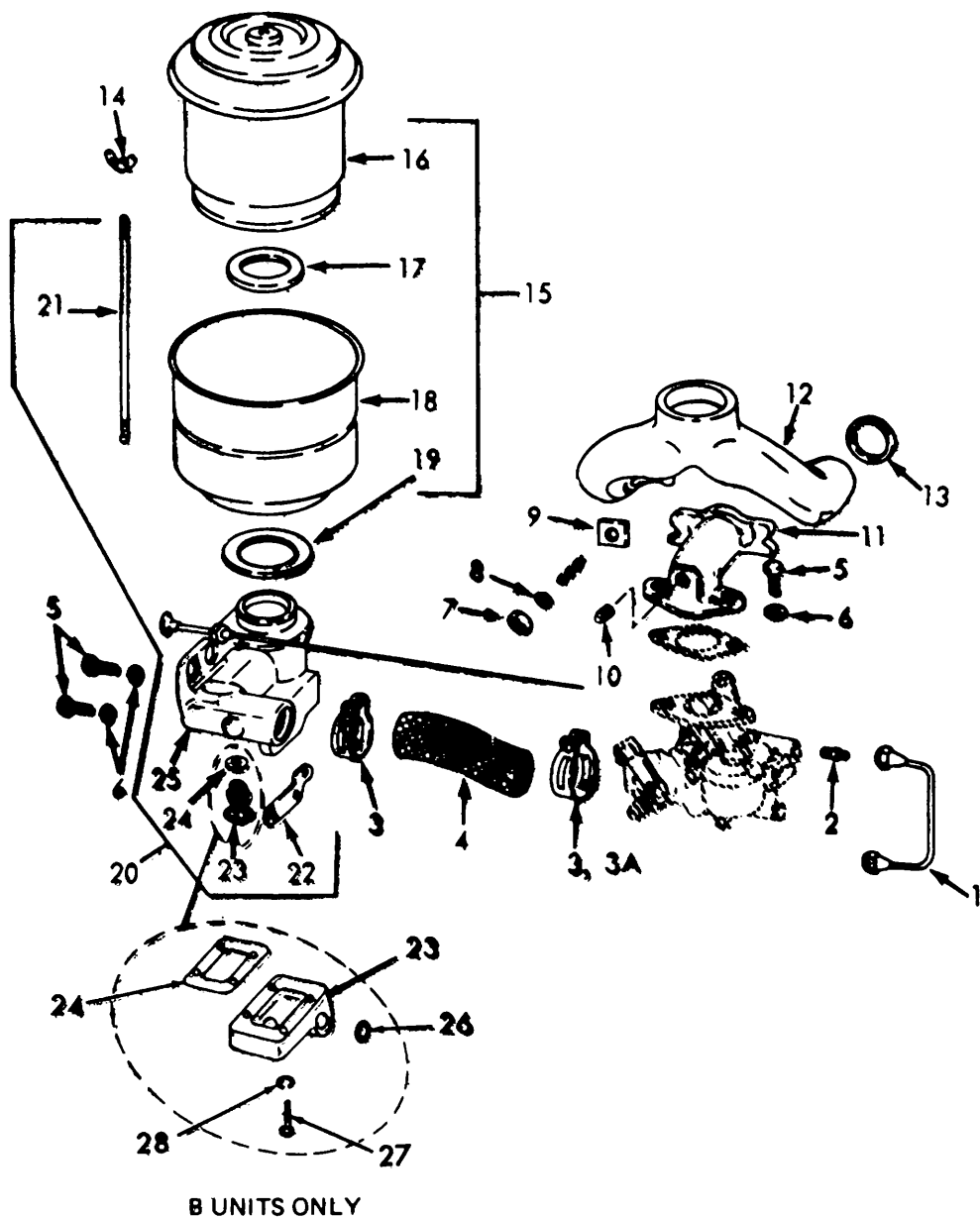
ME 3655-210-35P/6C1

Figure 6. Choke control and rod.



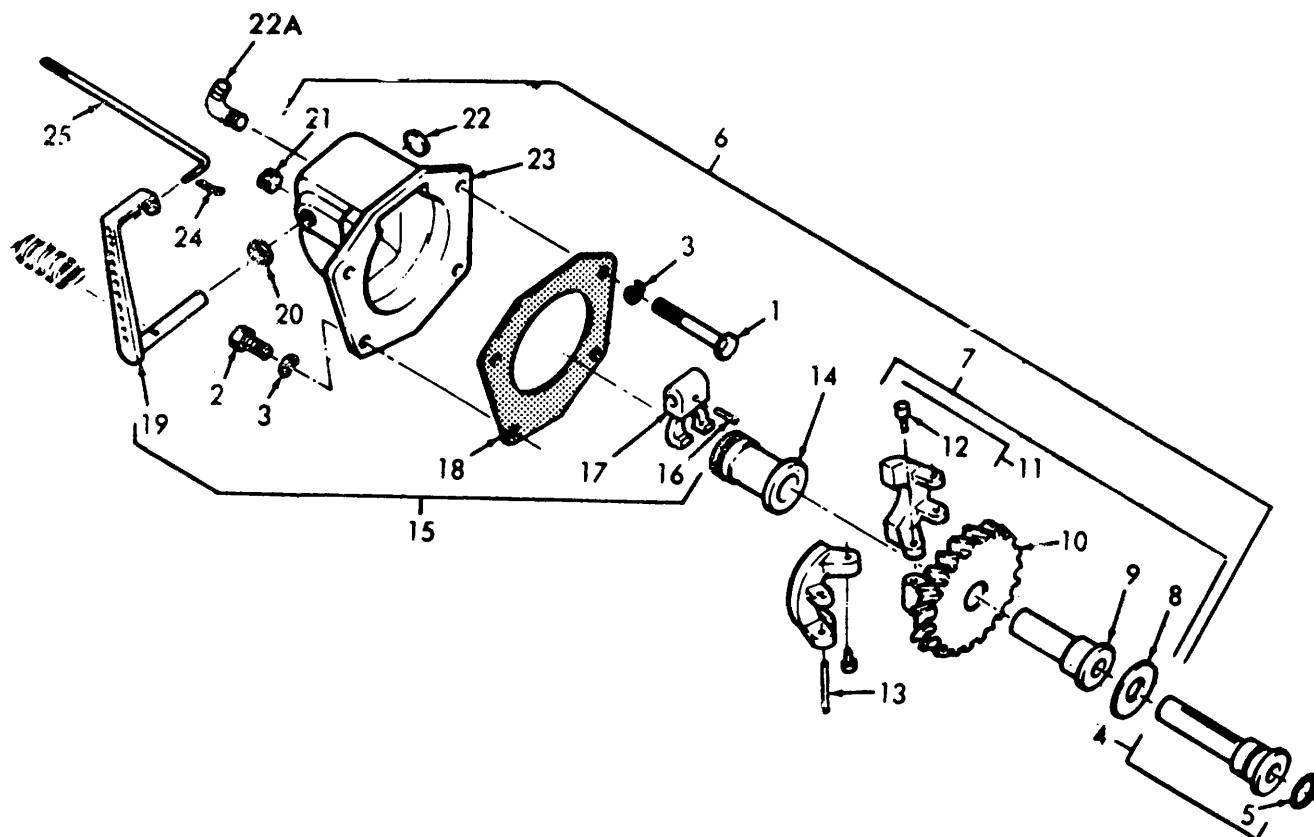
ME 3655-210-35P/7C1

Figure 7. Muffler and tube.



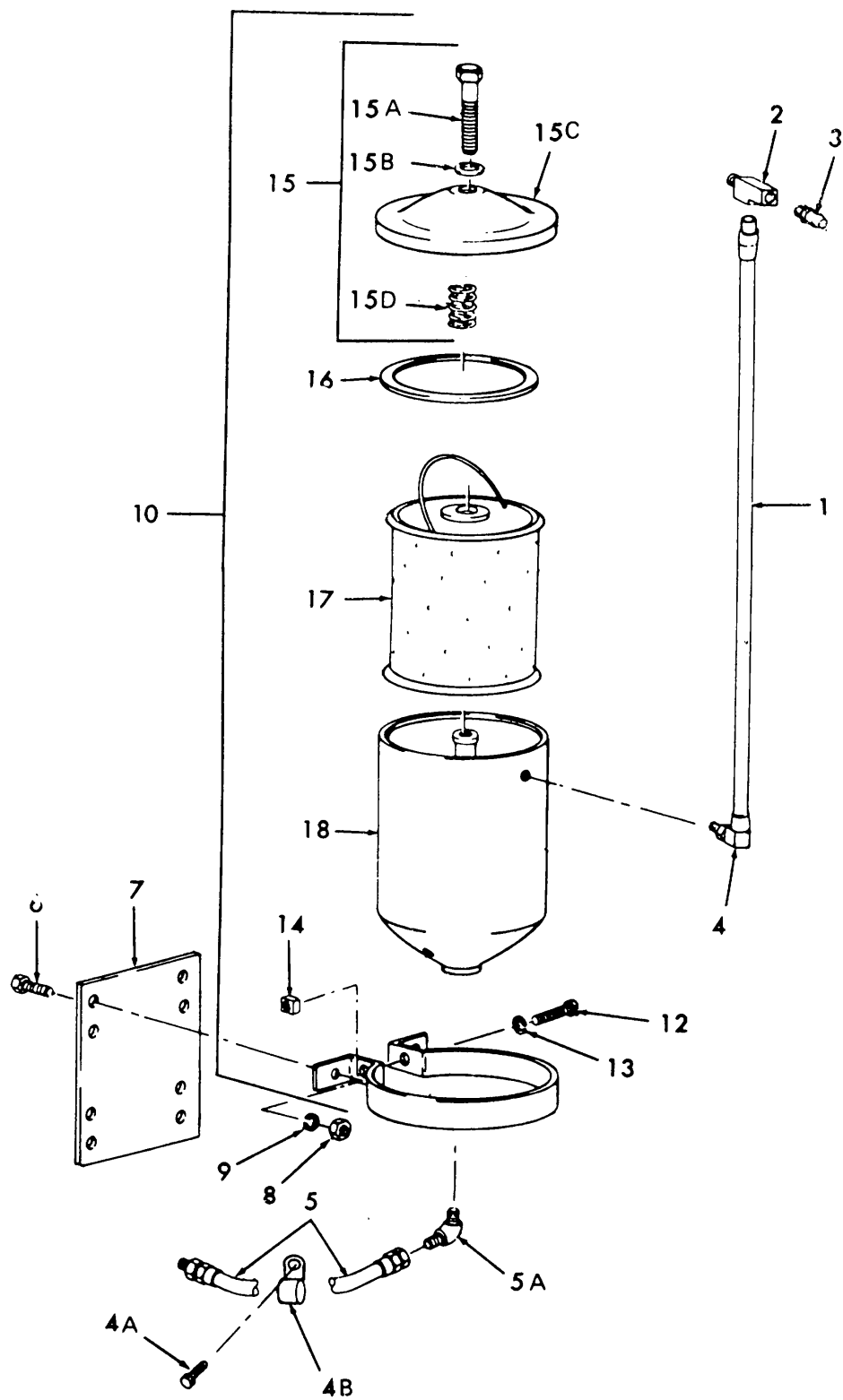
ME 3655-210-35P/8C1

Figure 8. Manifold and air cleaner.



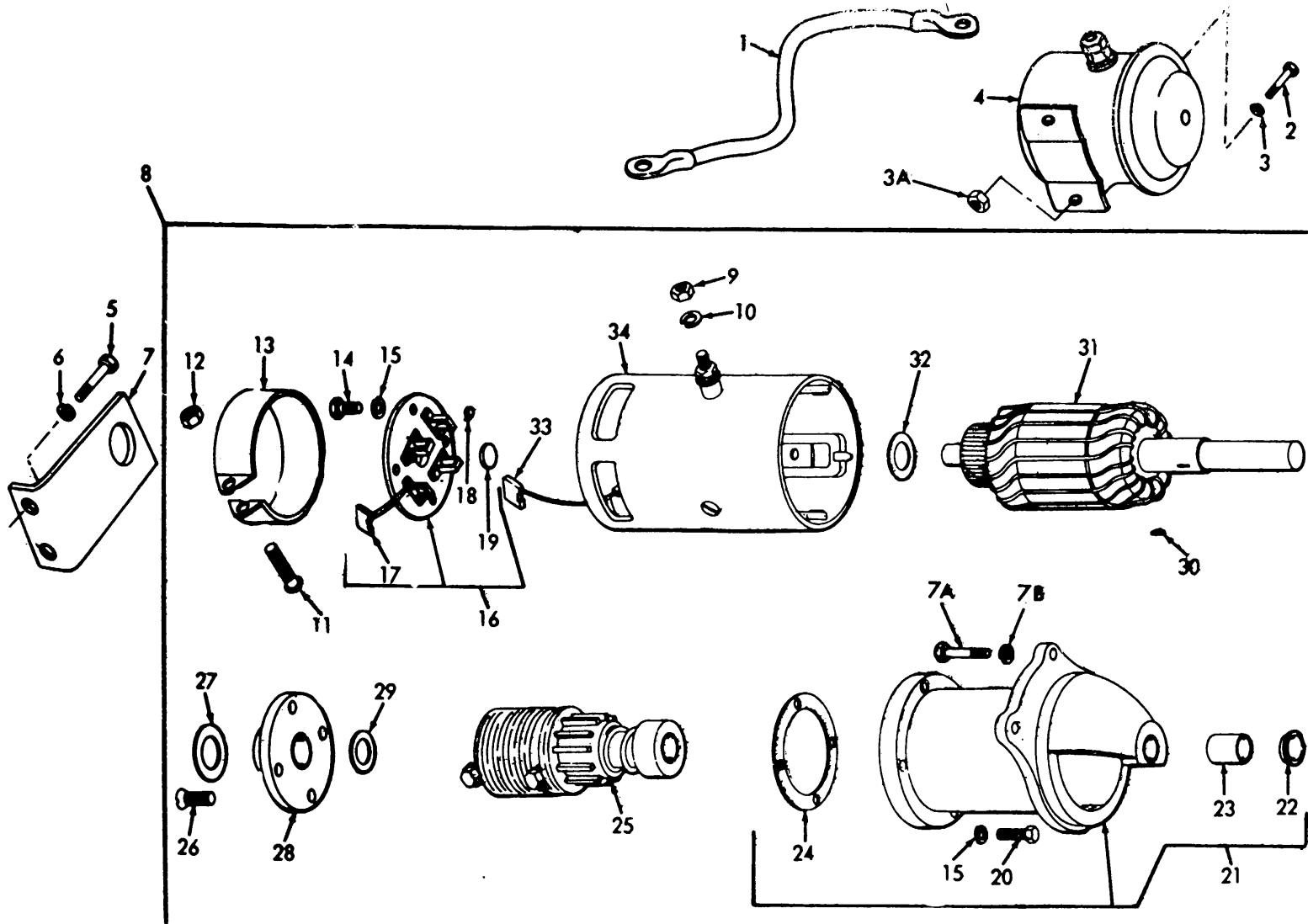
ME 3655-210-35P/10C1

Figure 10. Governor.



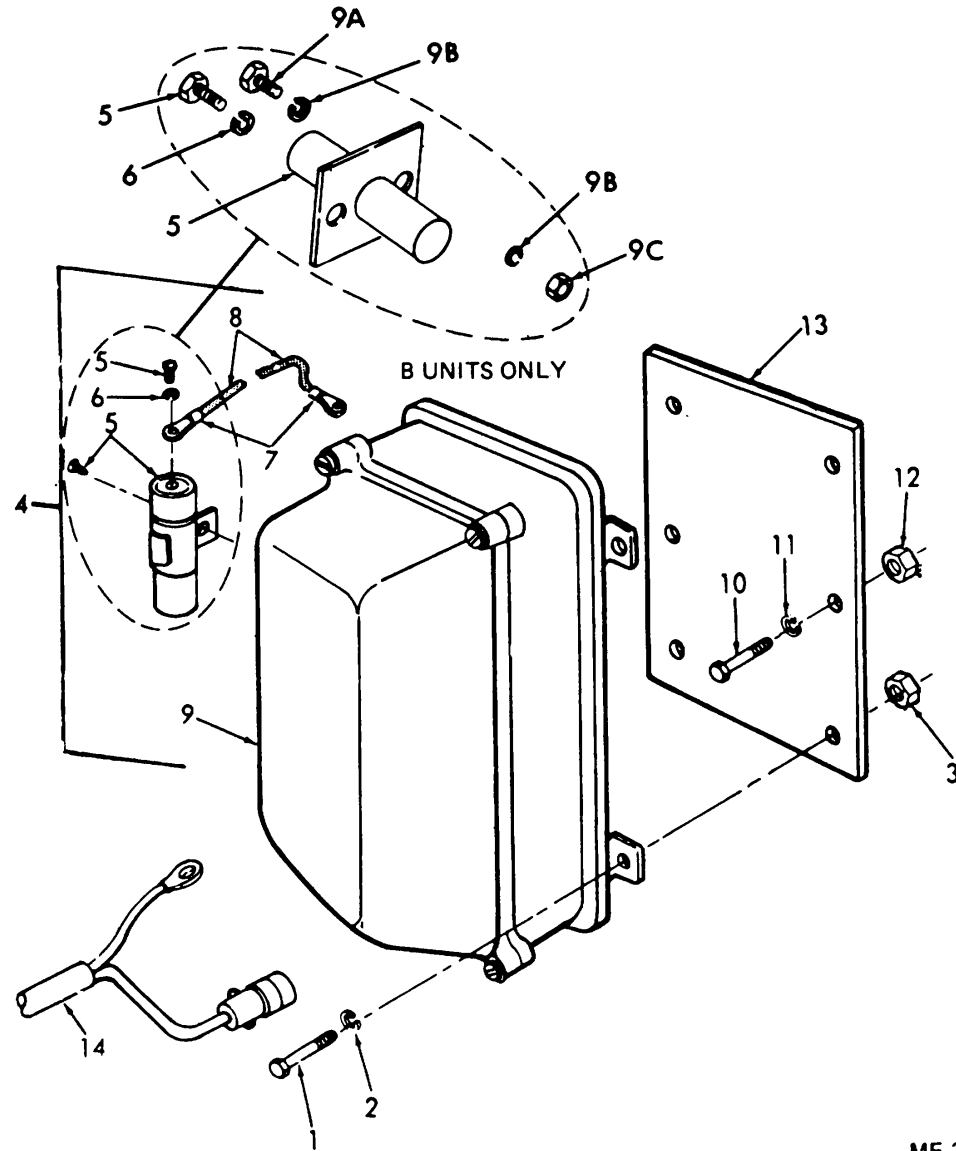
ME 3655-210-35P/14 C1

Figure 14. Oil filter.



ME 3655-210-35P/15C1

Figure 15. Starter and solenoid.



ME 3655-210-35P/18C1

Figure 18. Voltage regulator.


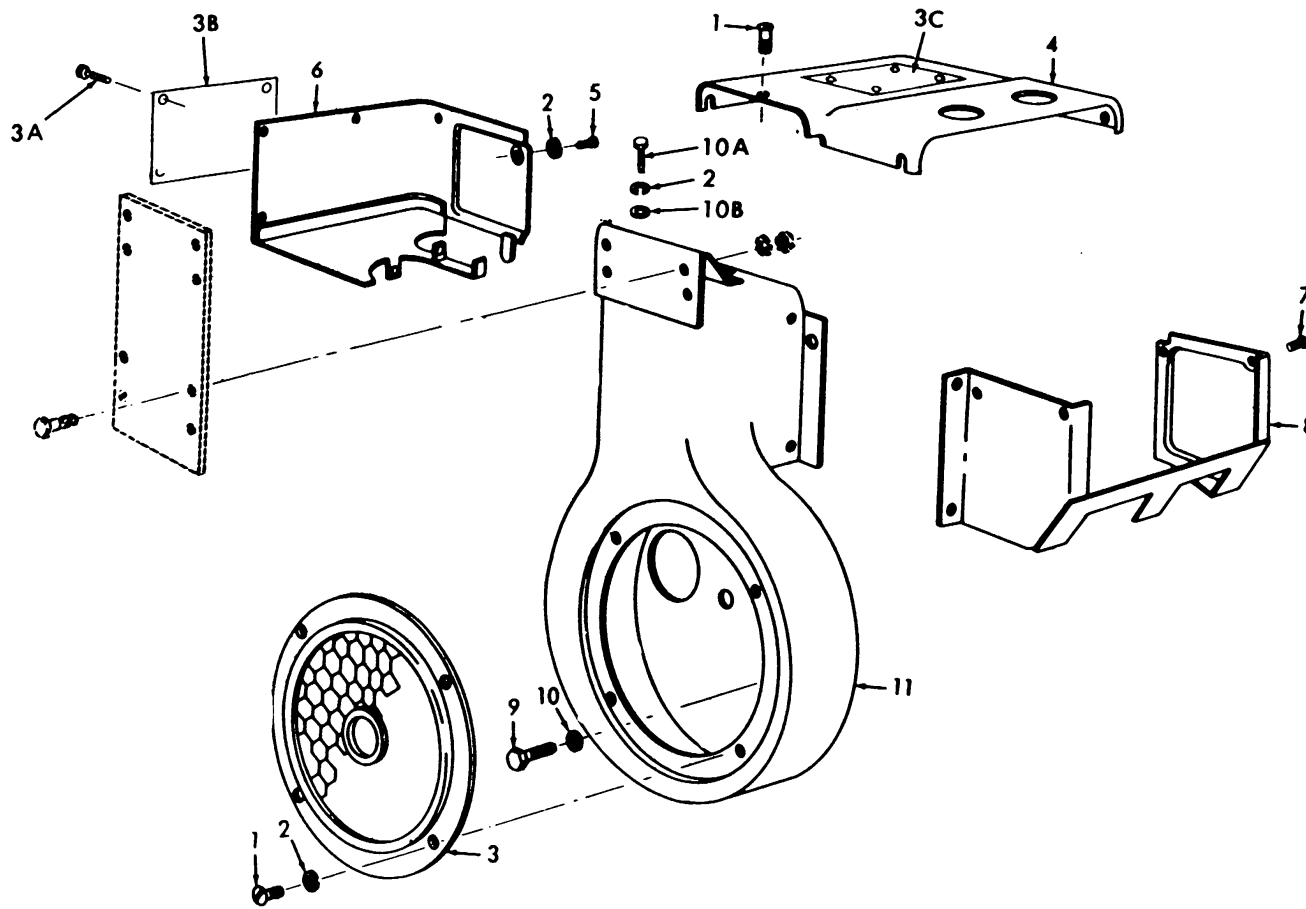
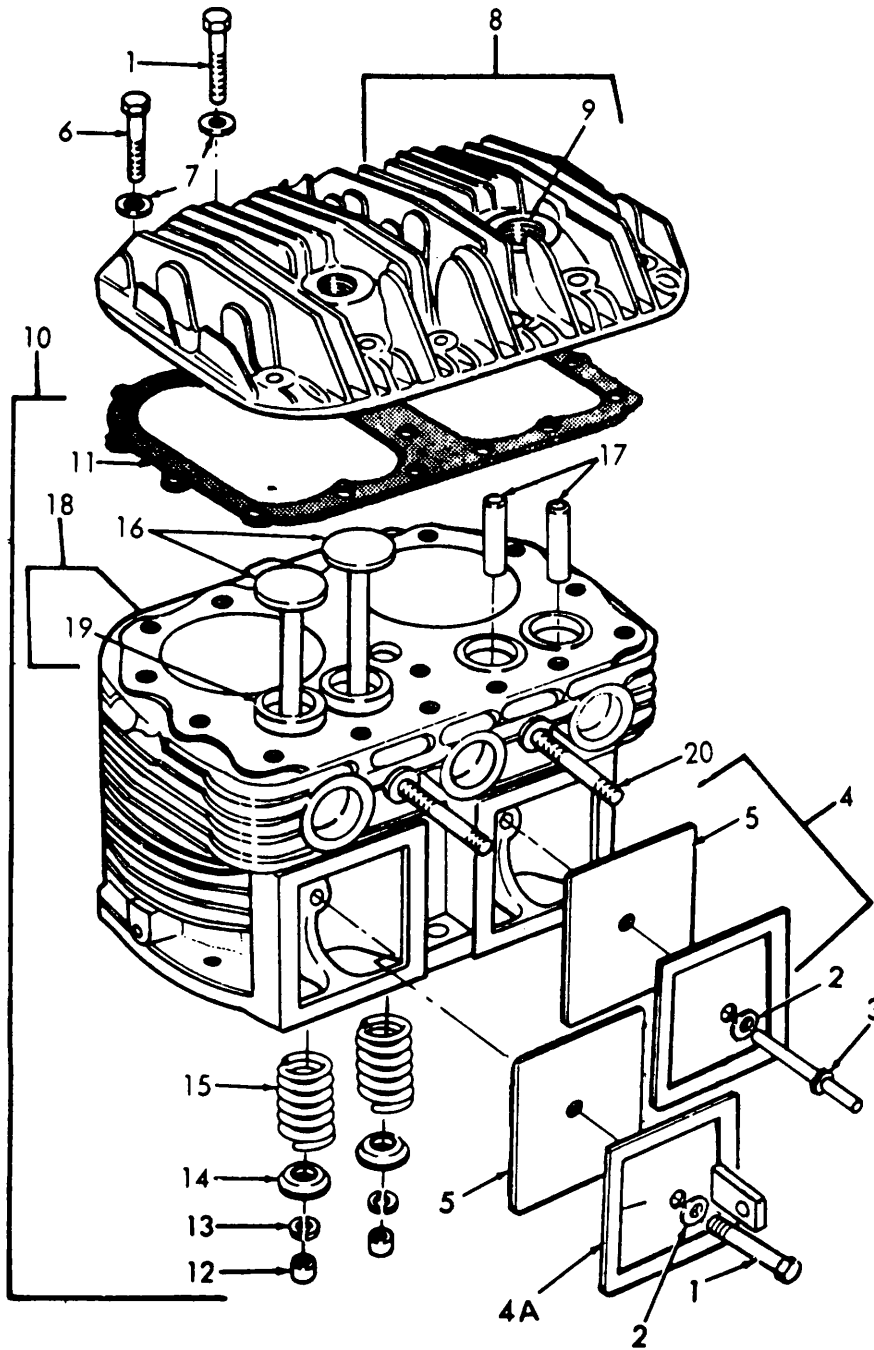


Figure 19. Gasoline engine mounting components.



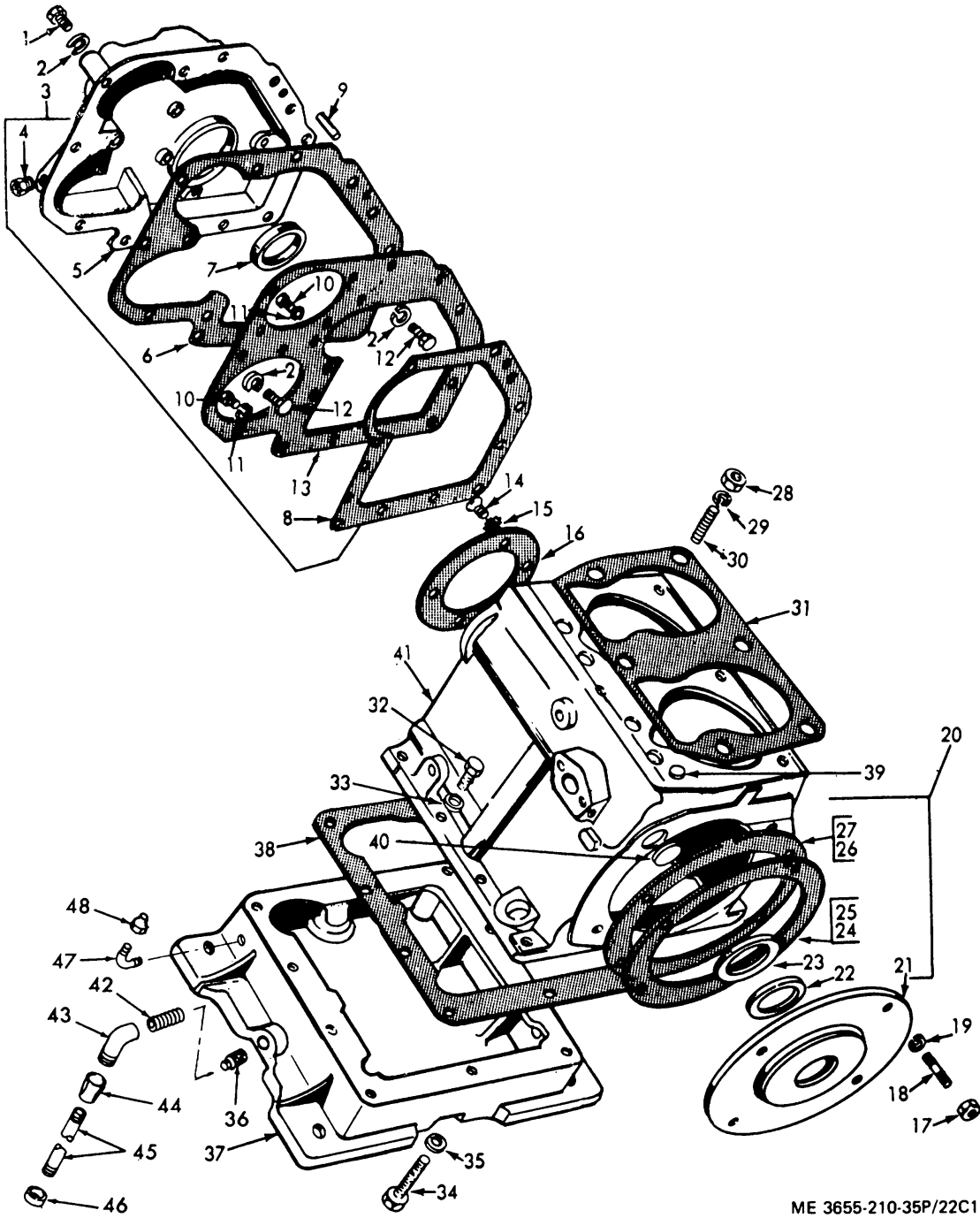
ME 3655-210-35P/20C1

Figure 20. Engine shrouds.



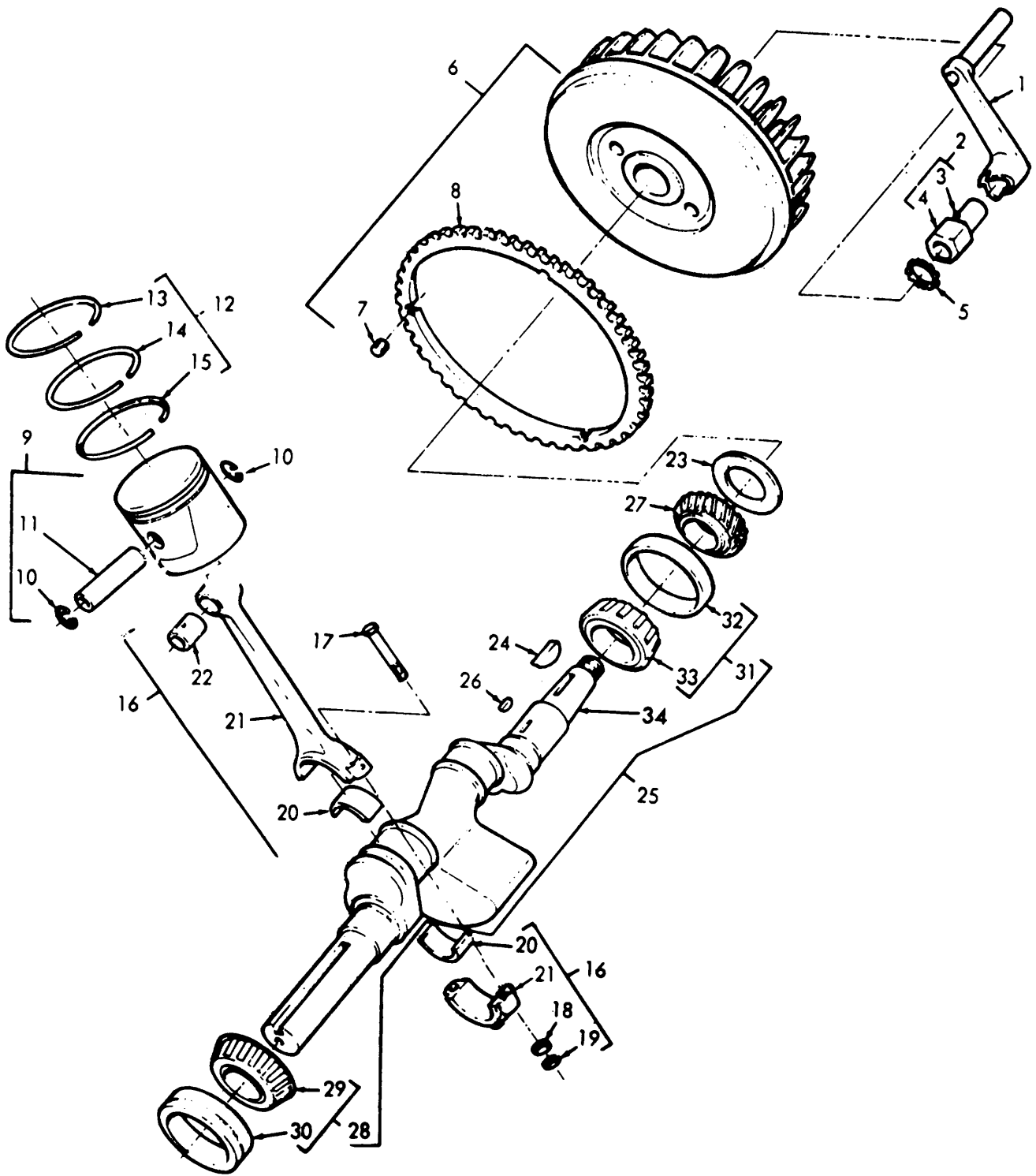
ME 3655-210-35P/21C1

Figure 21. Cylinder block.



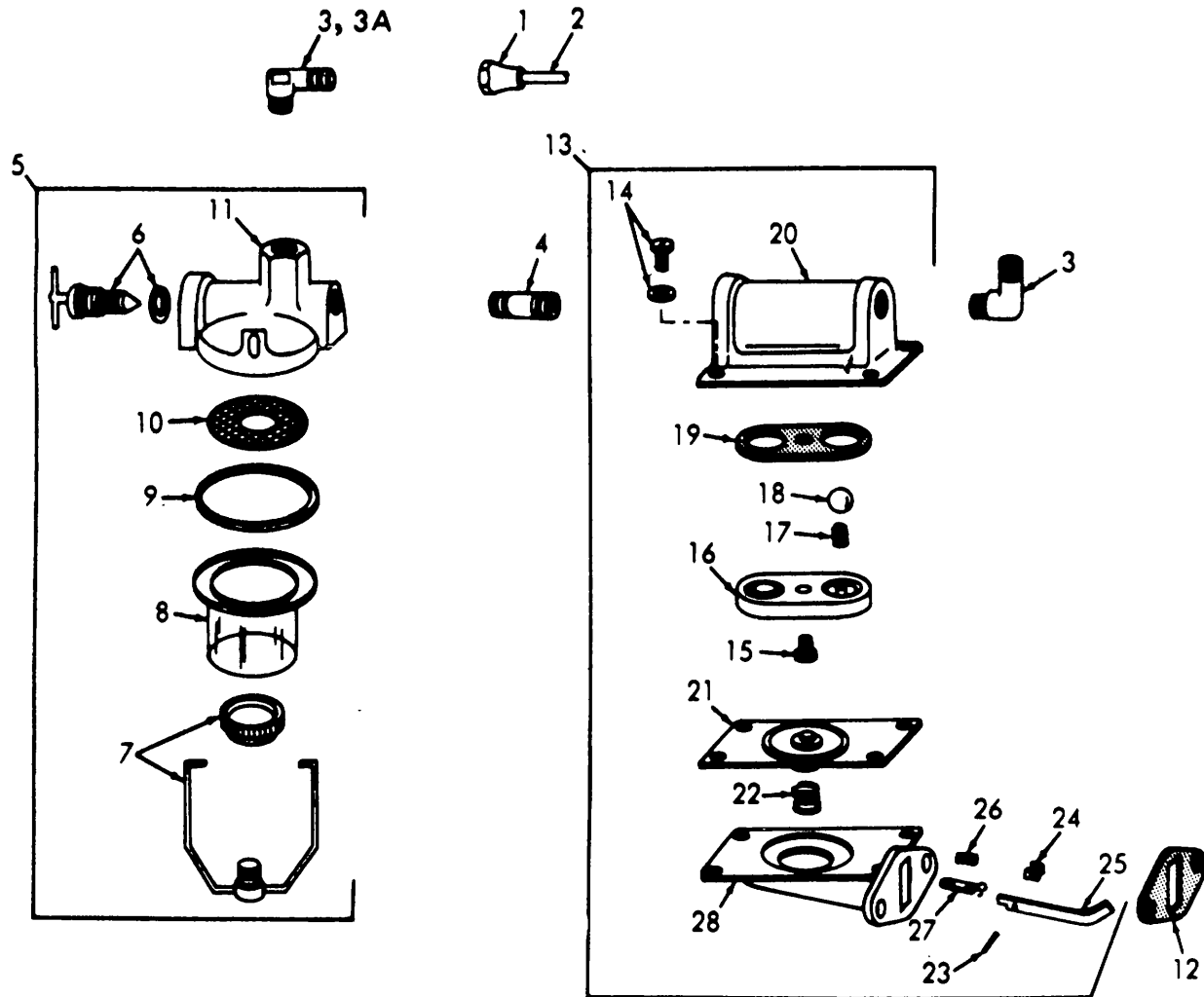
ME 3655-210-35P/22C1

Figure 62. Crankcase, gear cover and base.



ME 3655-210-35P/23C1

Figure 23. Crankshaft, piston and connecting rods.



ME 3655-210-35P/27C1

Figure 27. Fuel pump and fuel strainer.

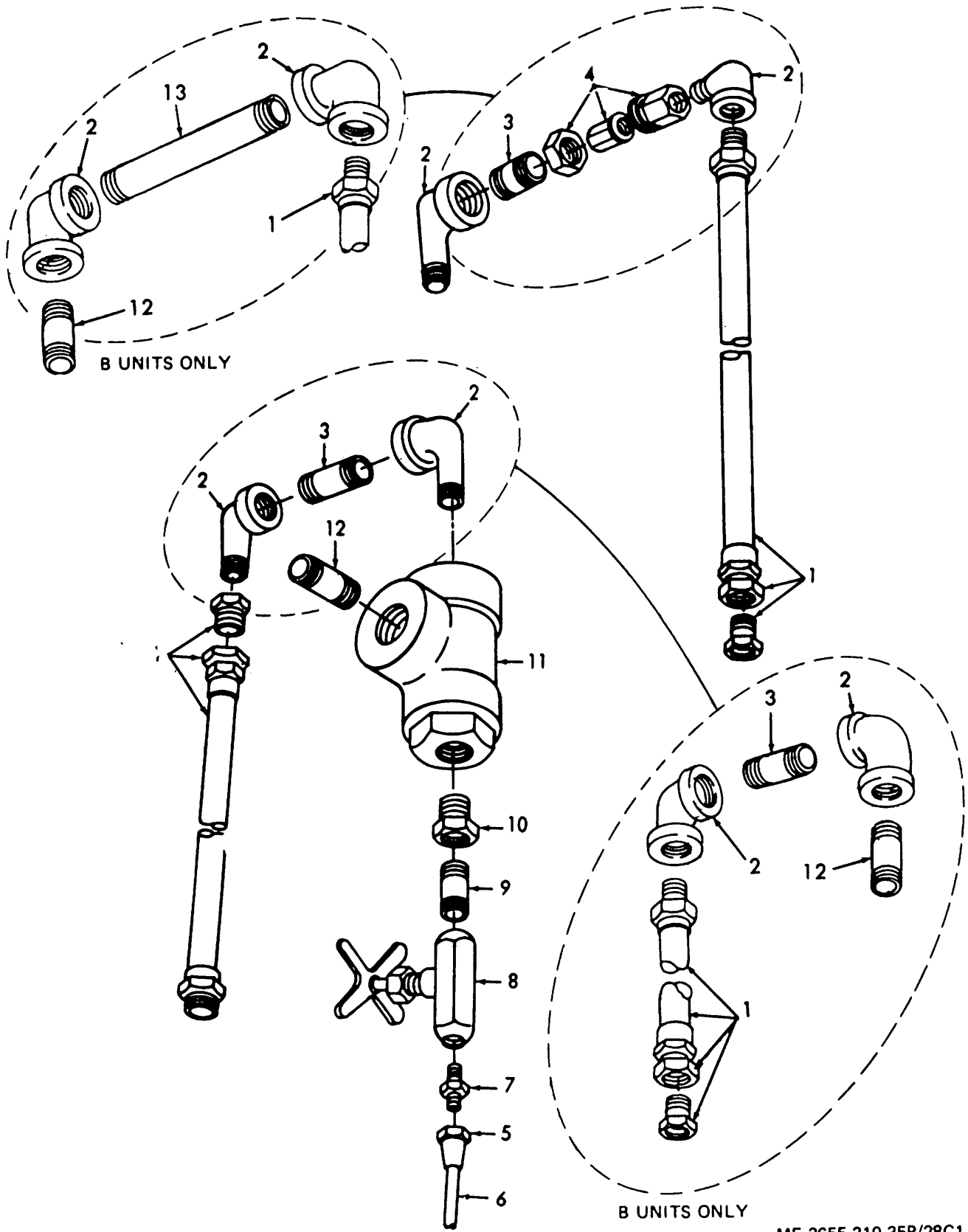
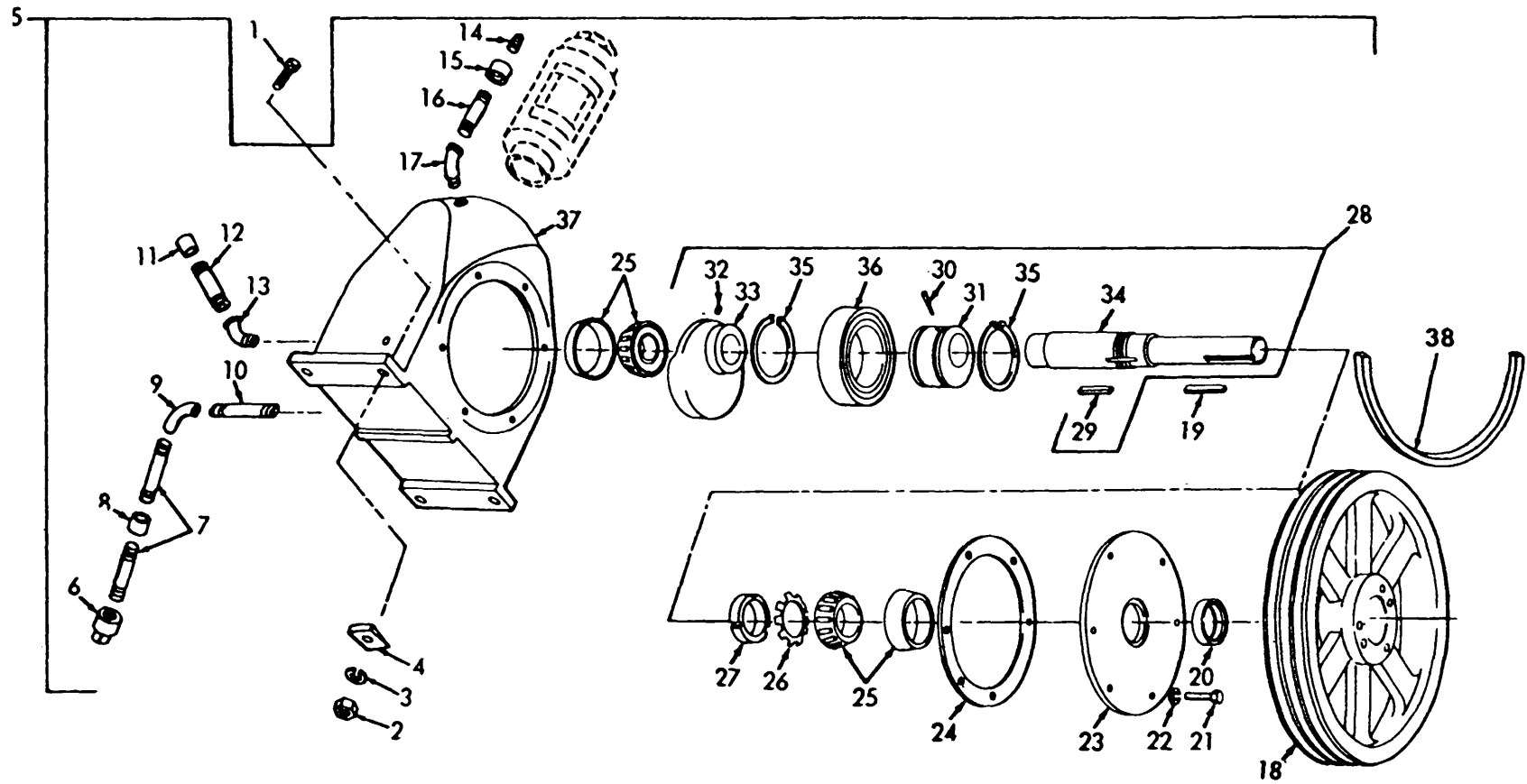
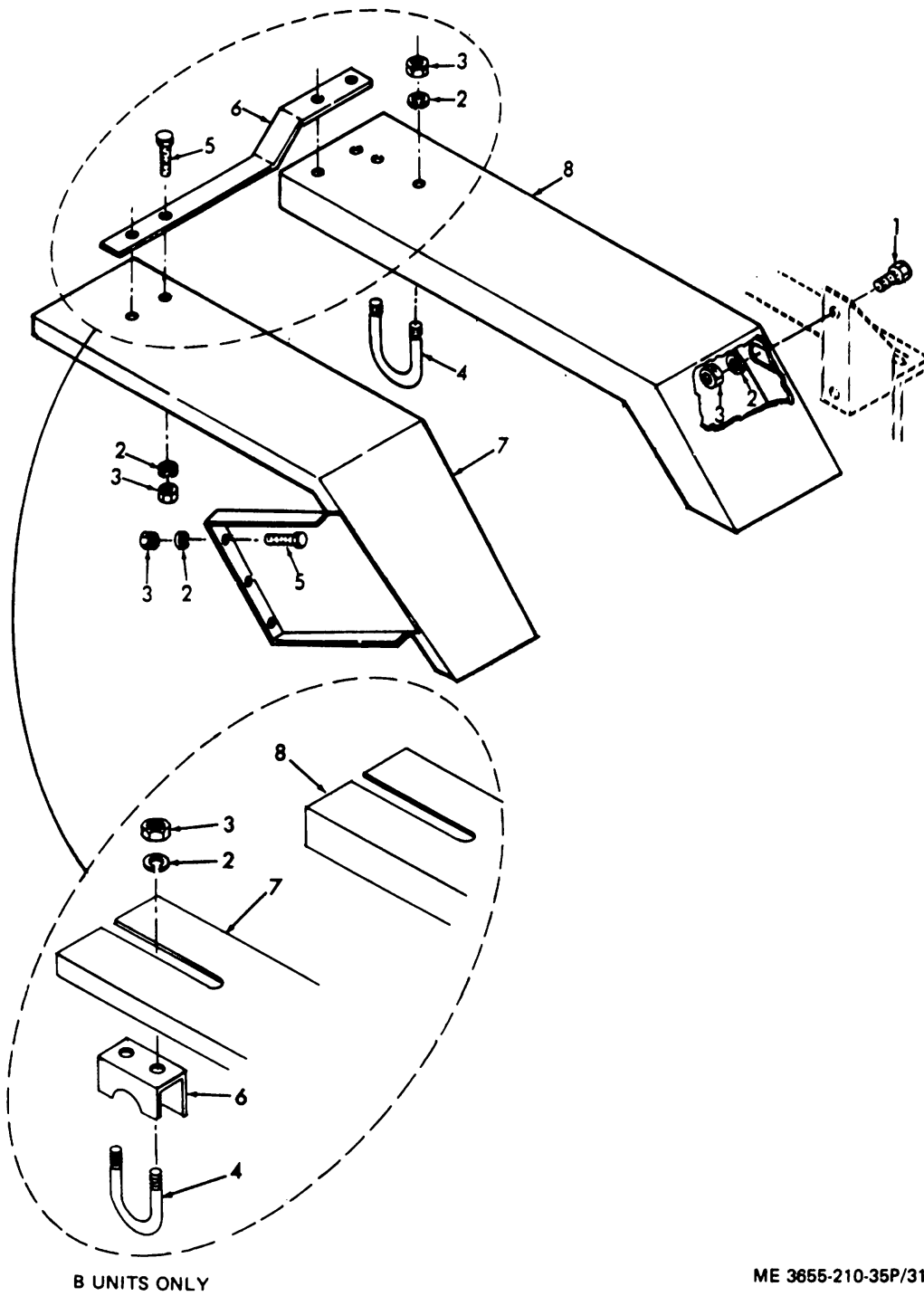


Figure 28. Compressor sediment strainer.



ME 3655-210-35P/29C1

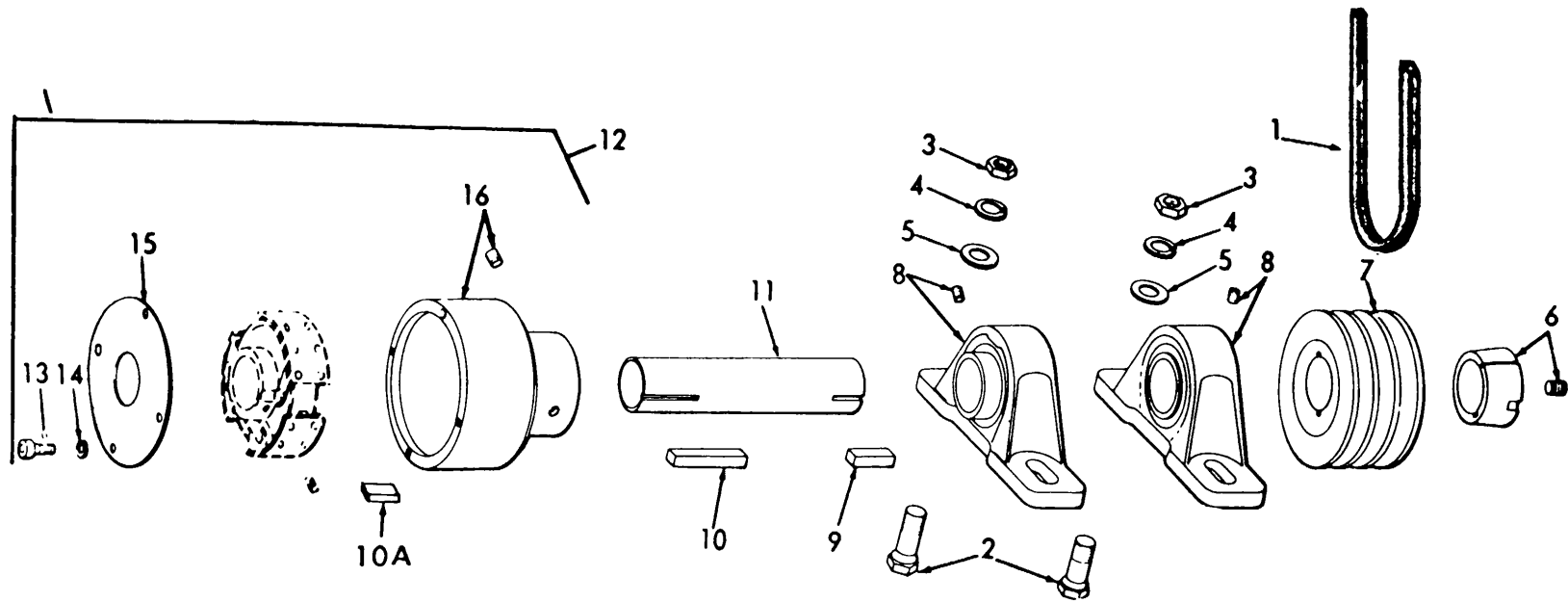
Figure 29. Cylinder filling compressor.



B UNITS ONLY

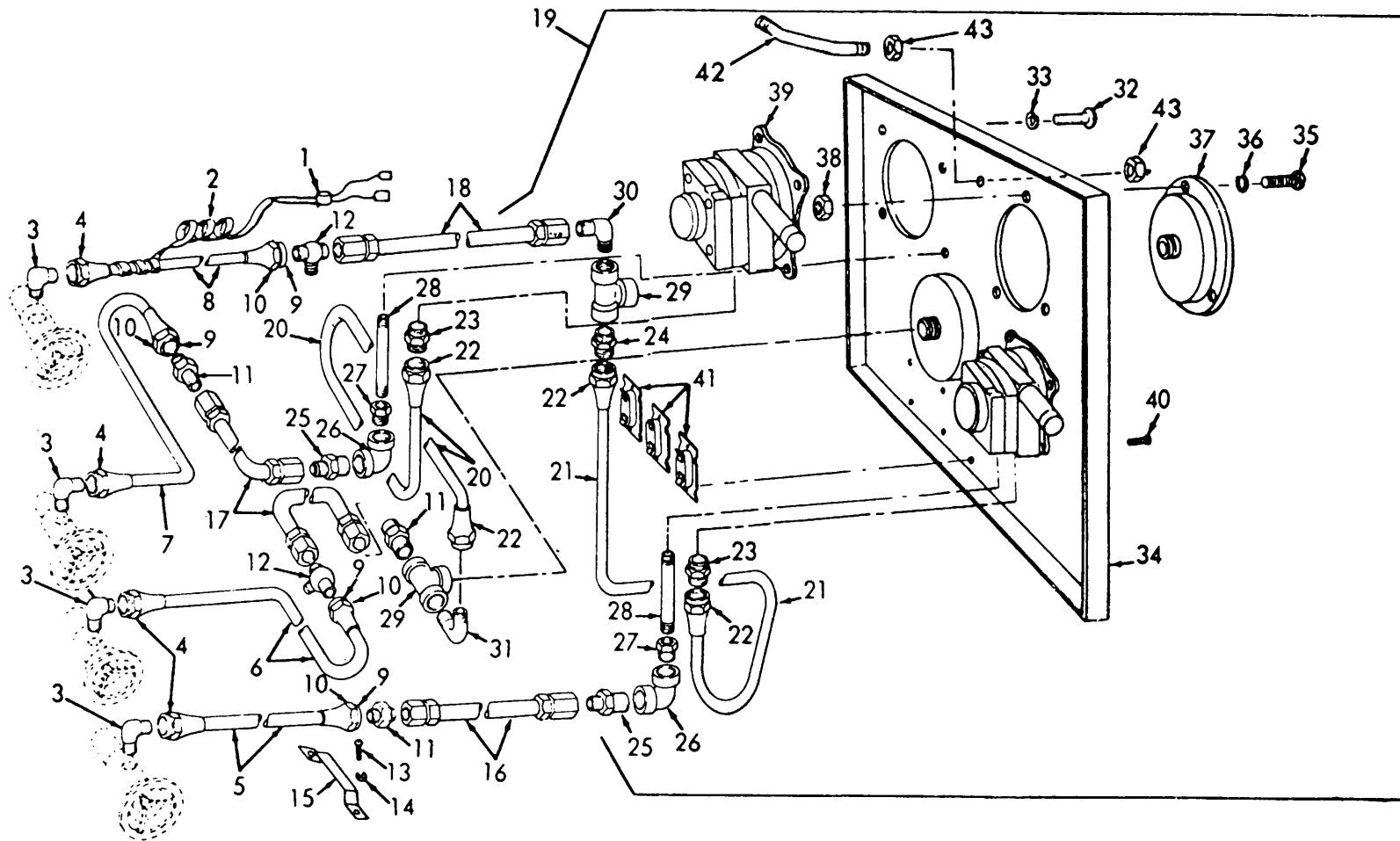
ME 3655-210-35P/31C1

Figure 31. Drive shaft belt guards.



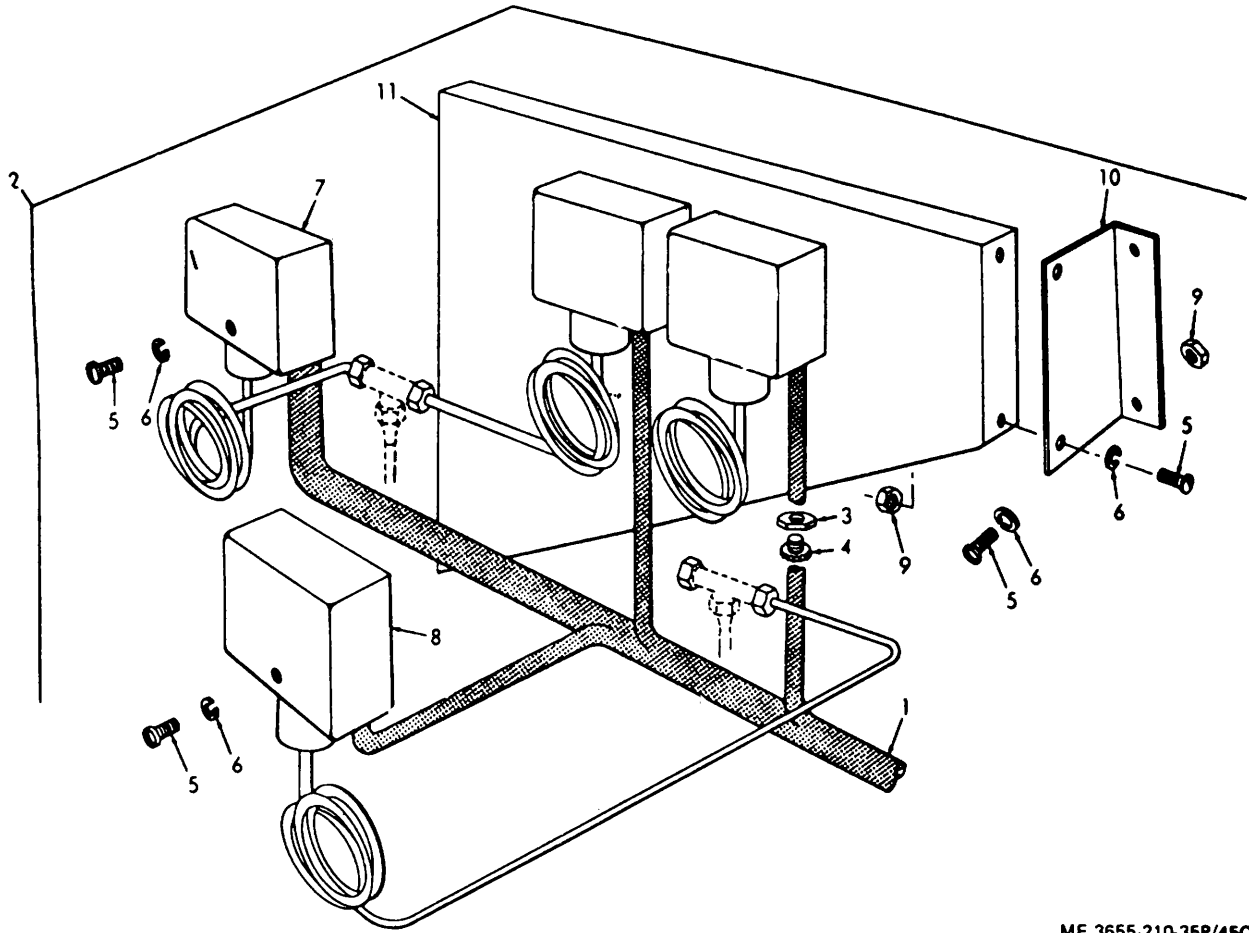
ME 3655-210-35P/34C1

Figure 34. Engine drive shaft and clutch.



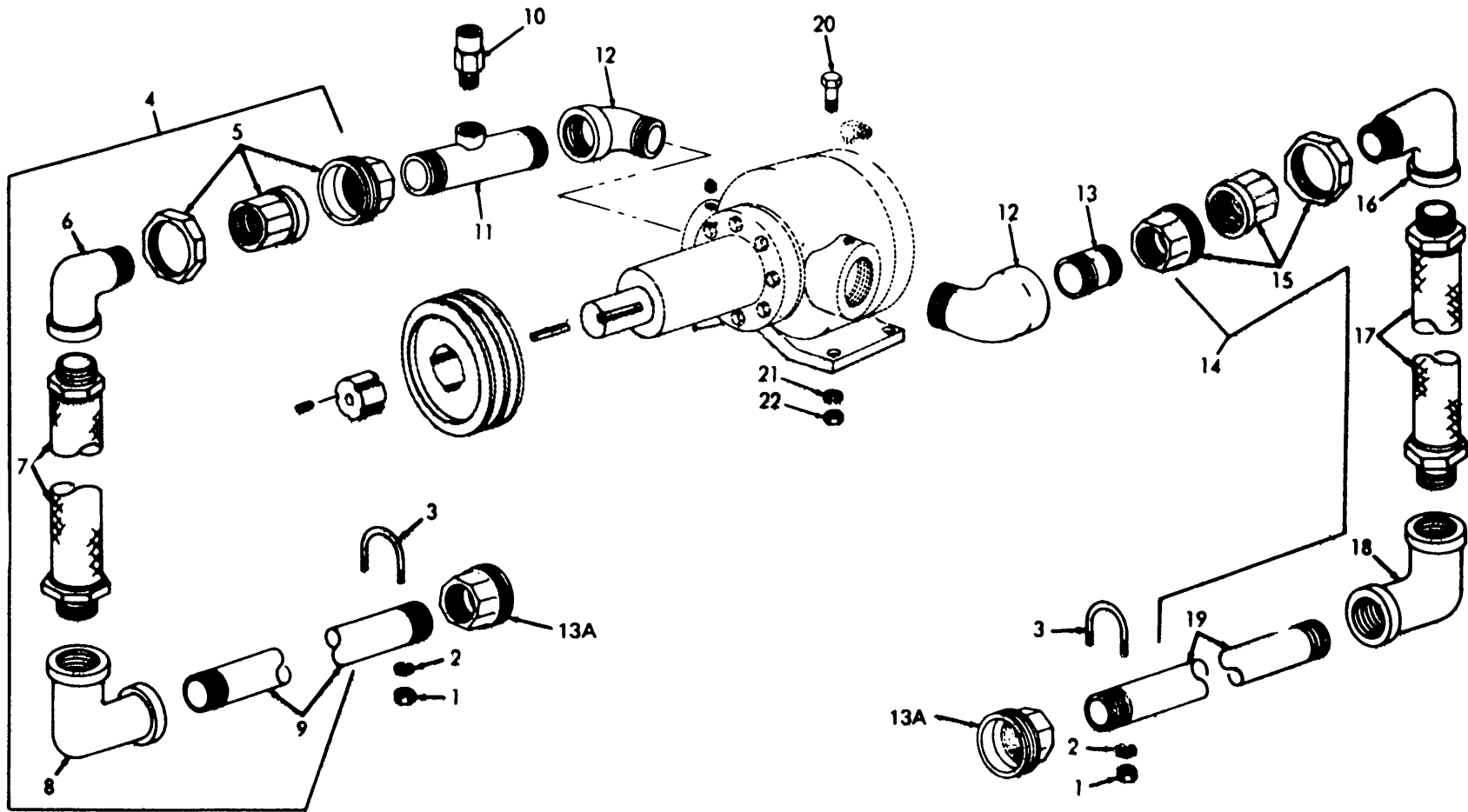
ME 3655-210-35P/43C1

Figure 43. Liquid quantity gage panel and lines.



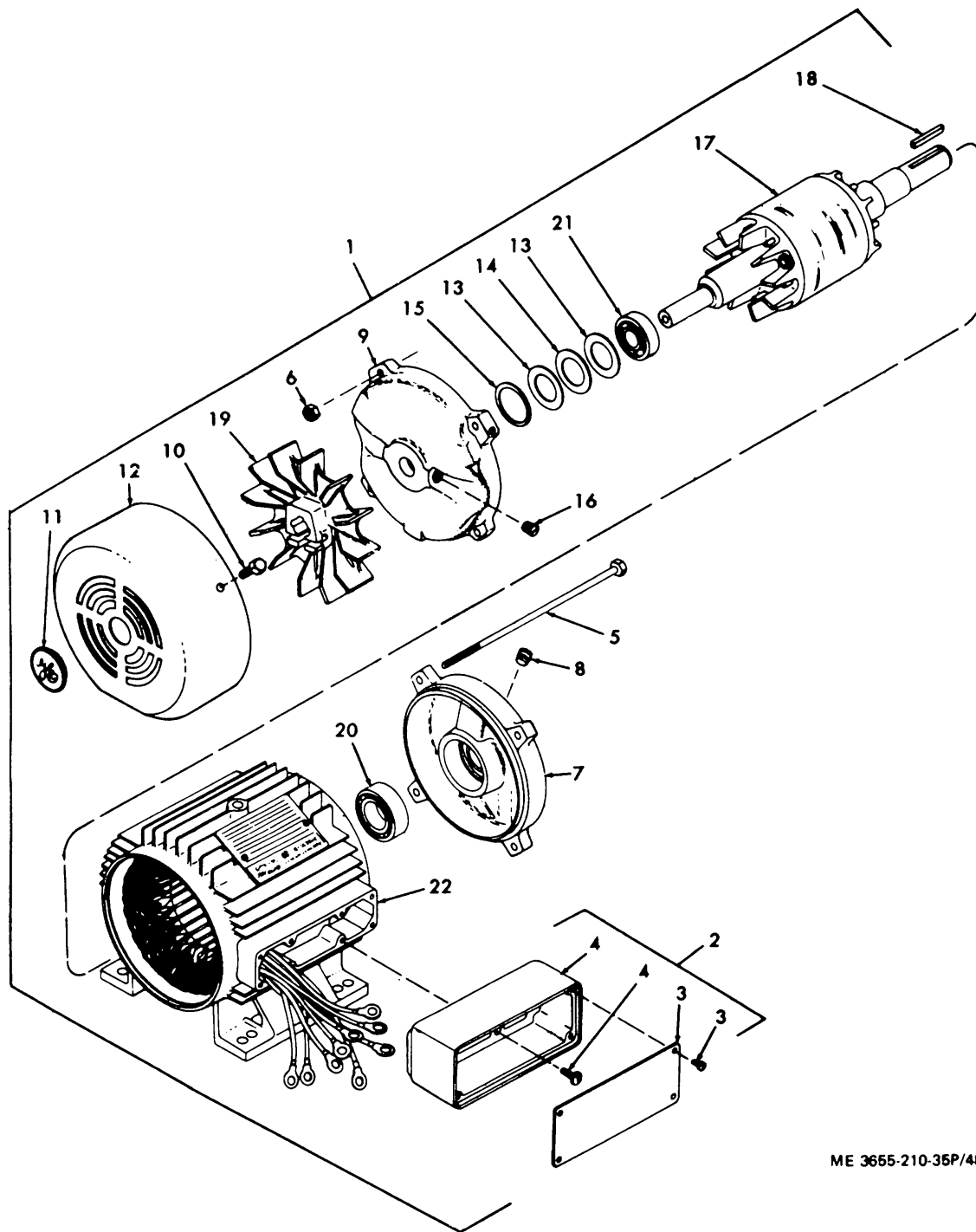
ME 3655-210-35P/45C1

Figure 45. Refrigerant pressure controls.



ME 3655-210-35P/46C1

Figure 46. Transfer pump, suction and discharge lines.



ME 3655-210-35P/48A

Figure 48A. Electric motor.

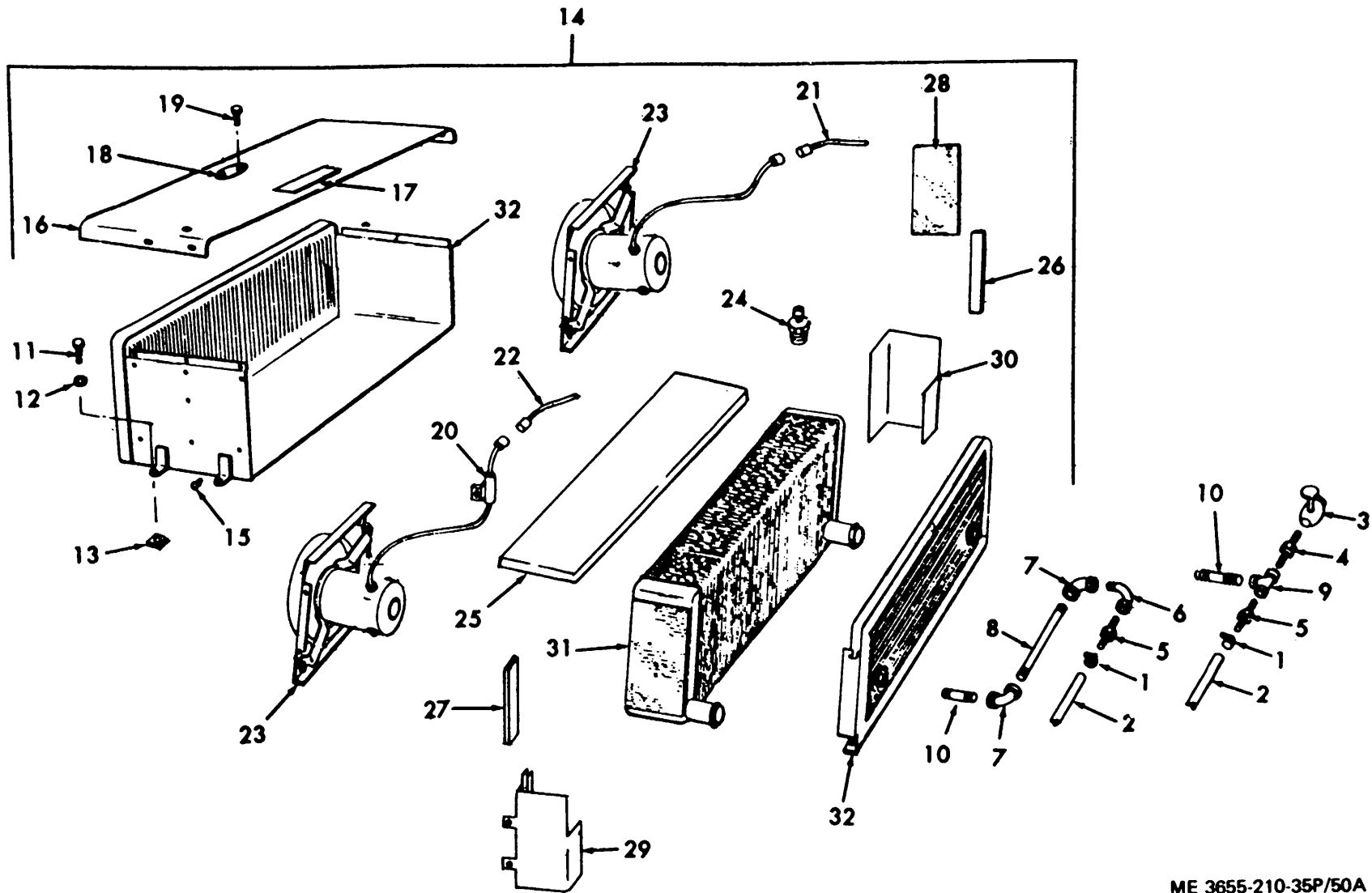


Figure 50A. Power compartment heater.

ME 3655-210-35P/50A

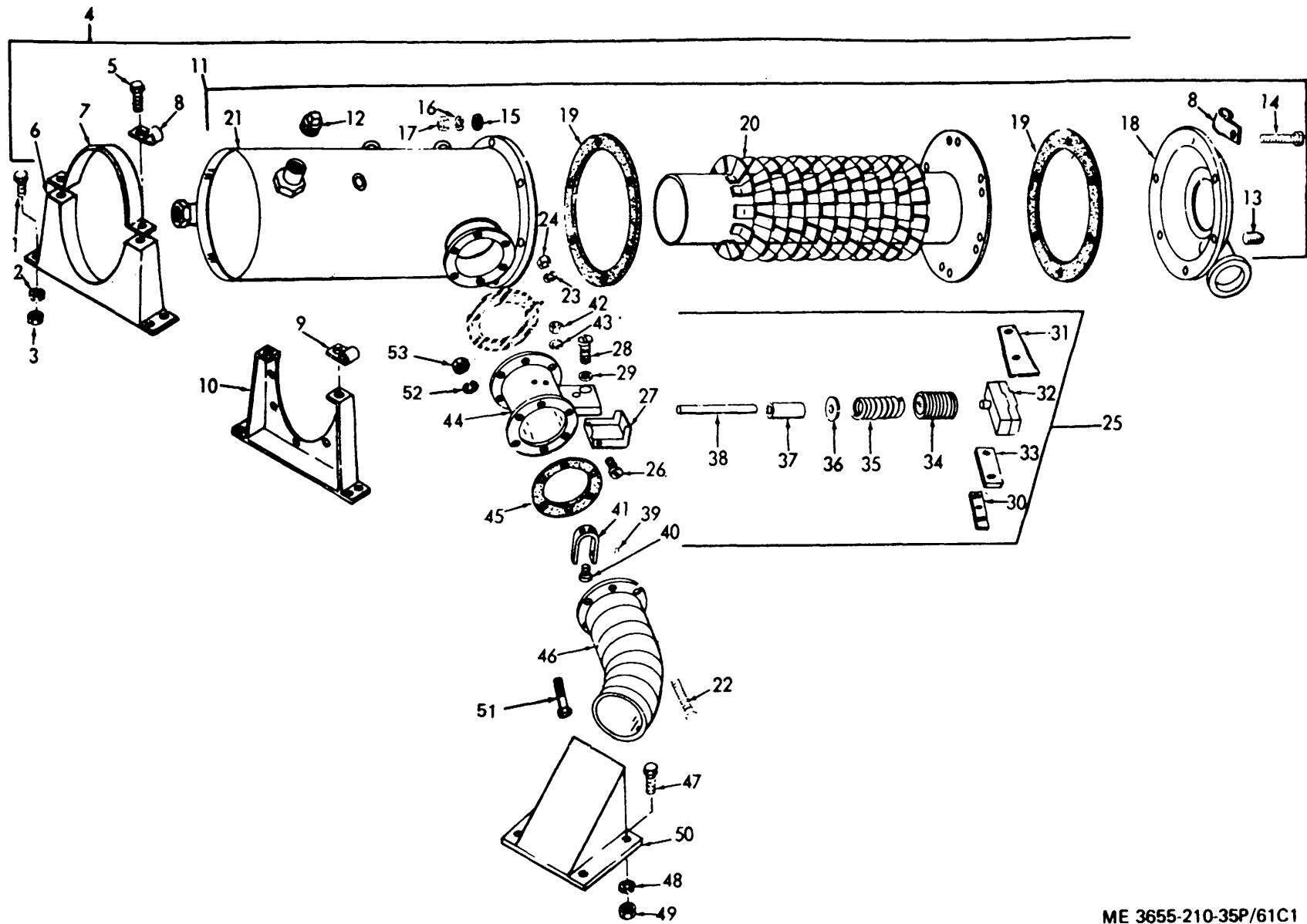
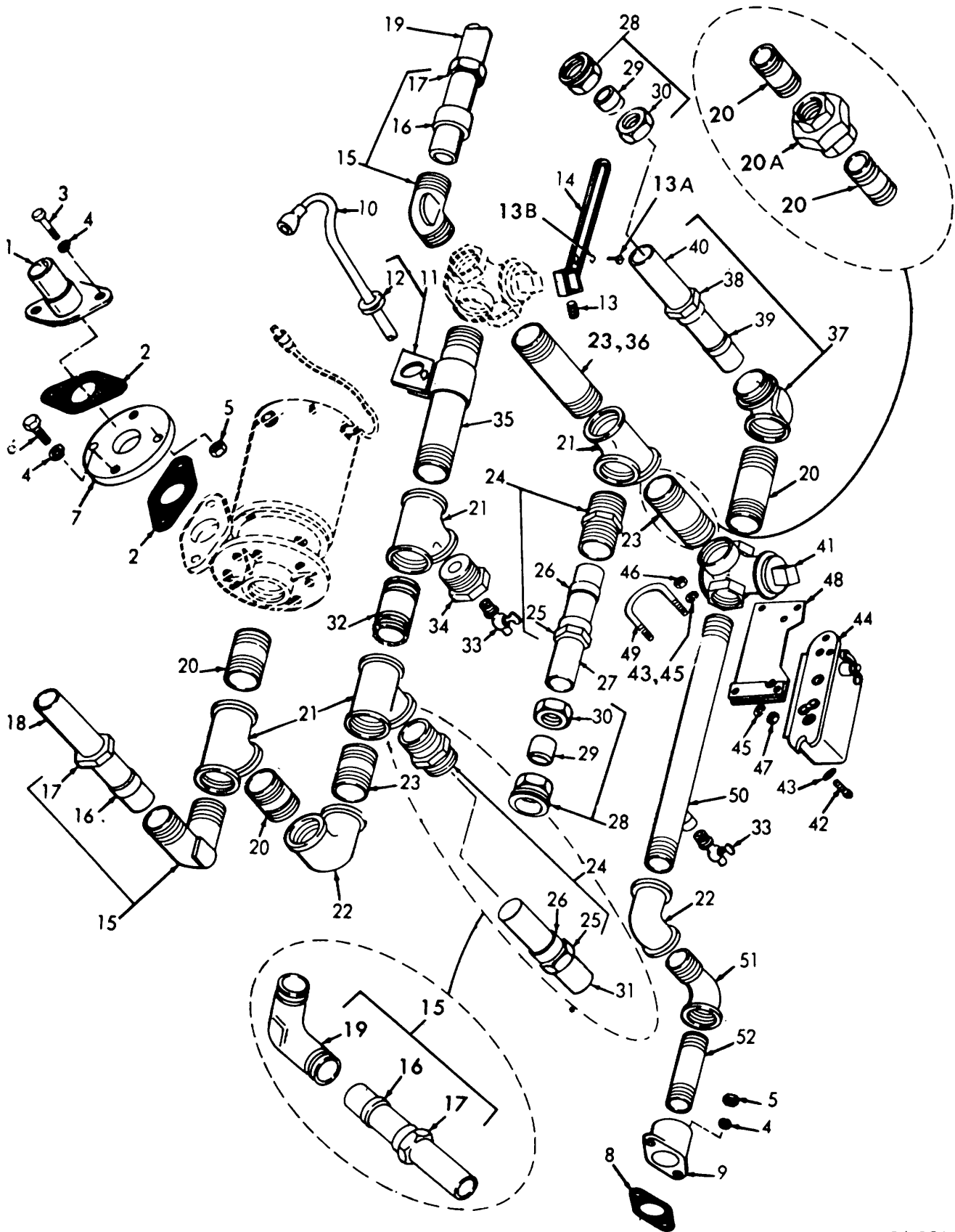


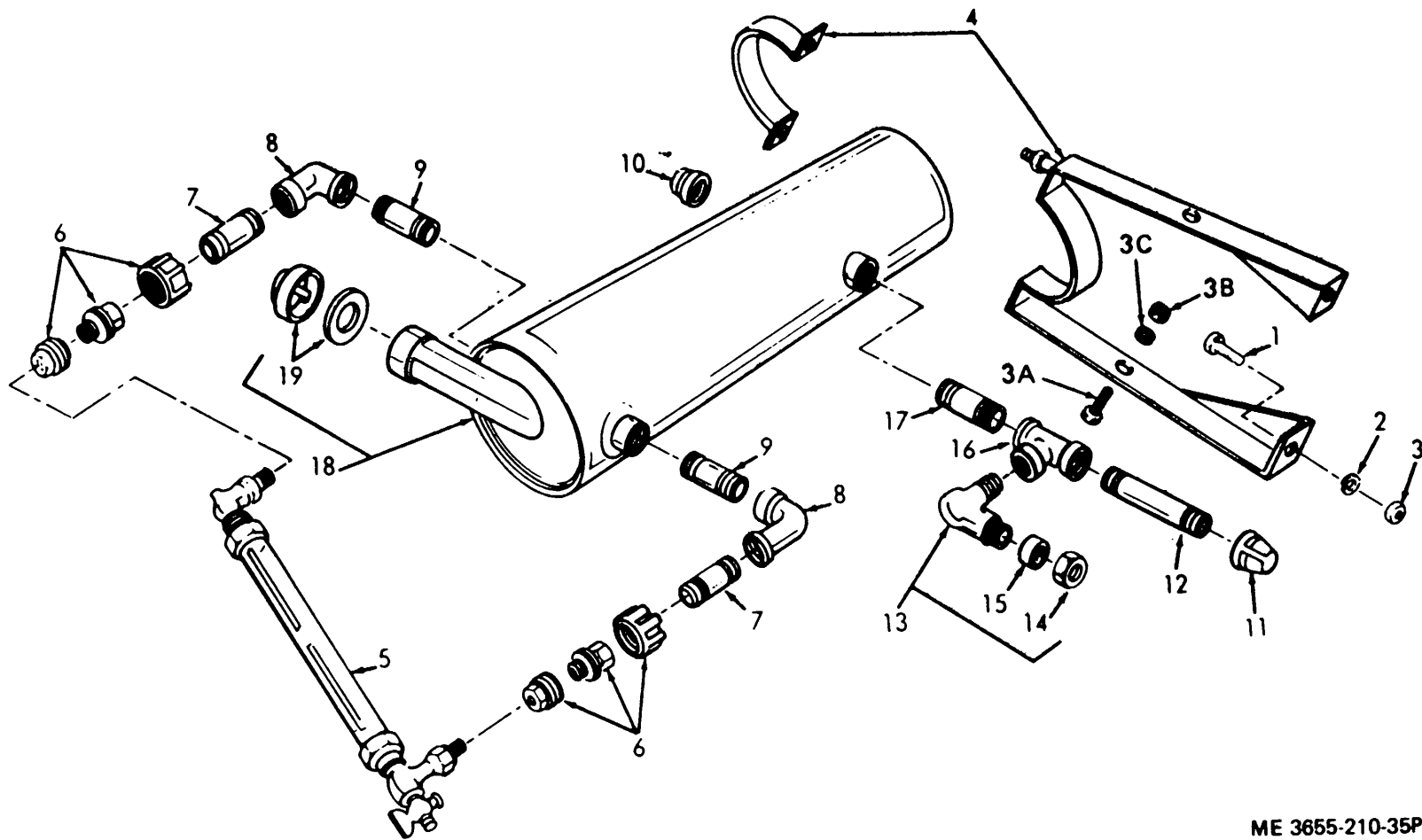
Figure 61. Heater and support.

ME 3655-210-35P/61C1



ME 3655-210-35P/63C1

Figure 63. Heater manifold.



ME 3655-210-35P/64C1

Figure 64. Expansion tank.

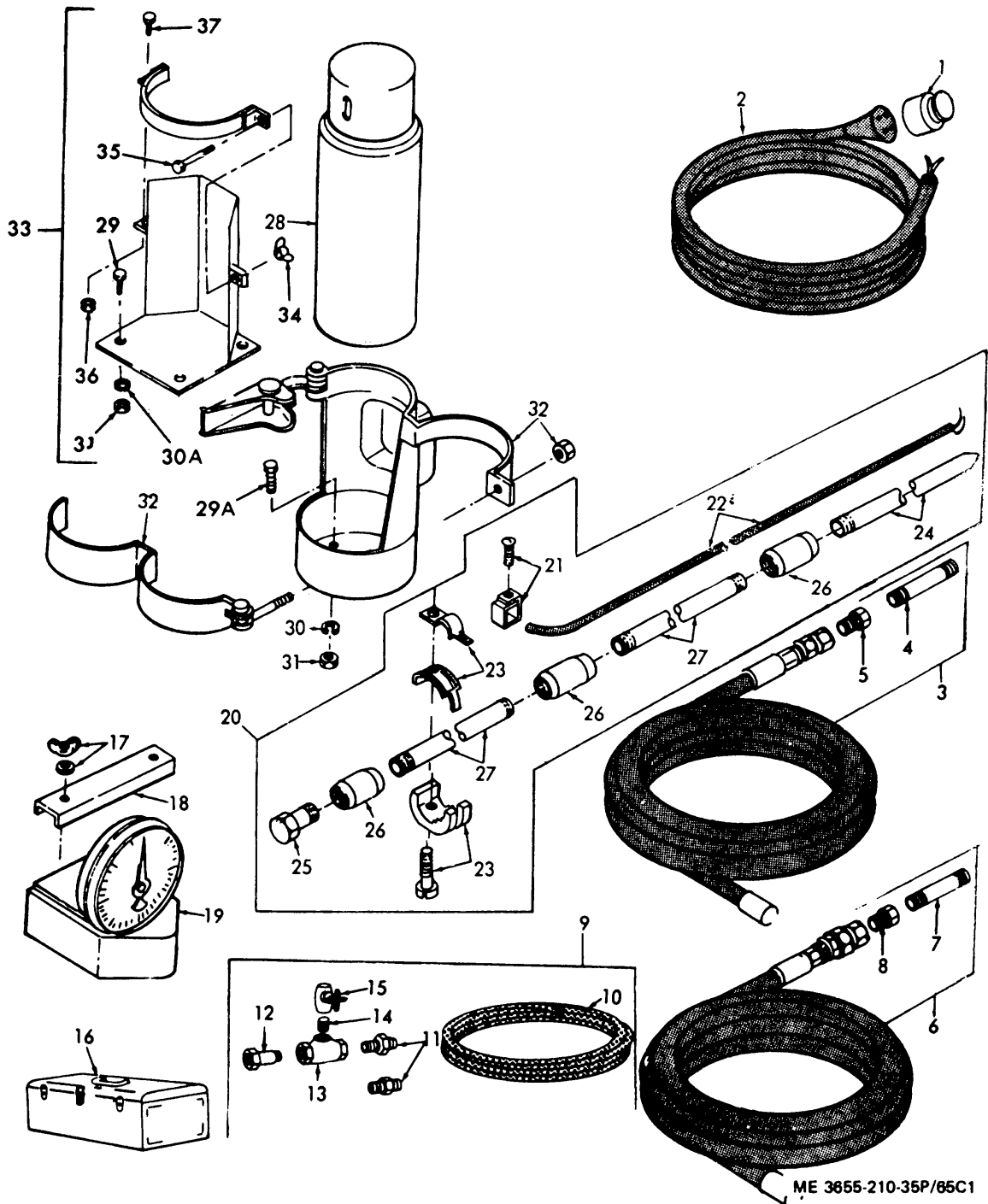
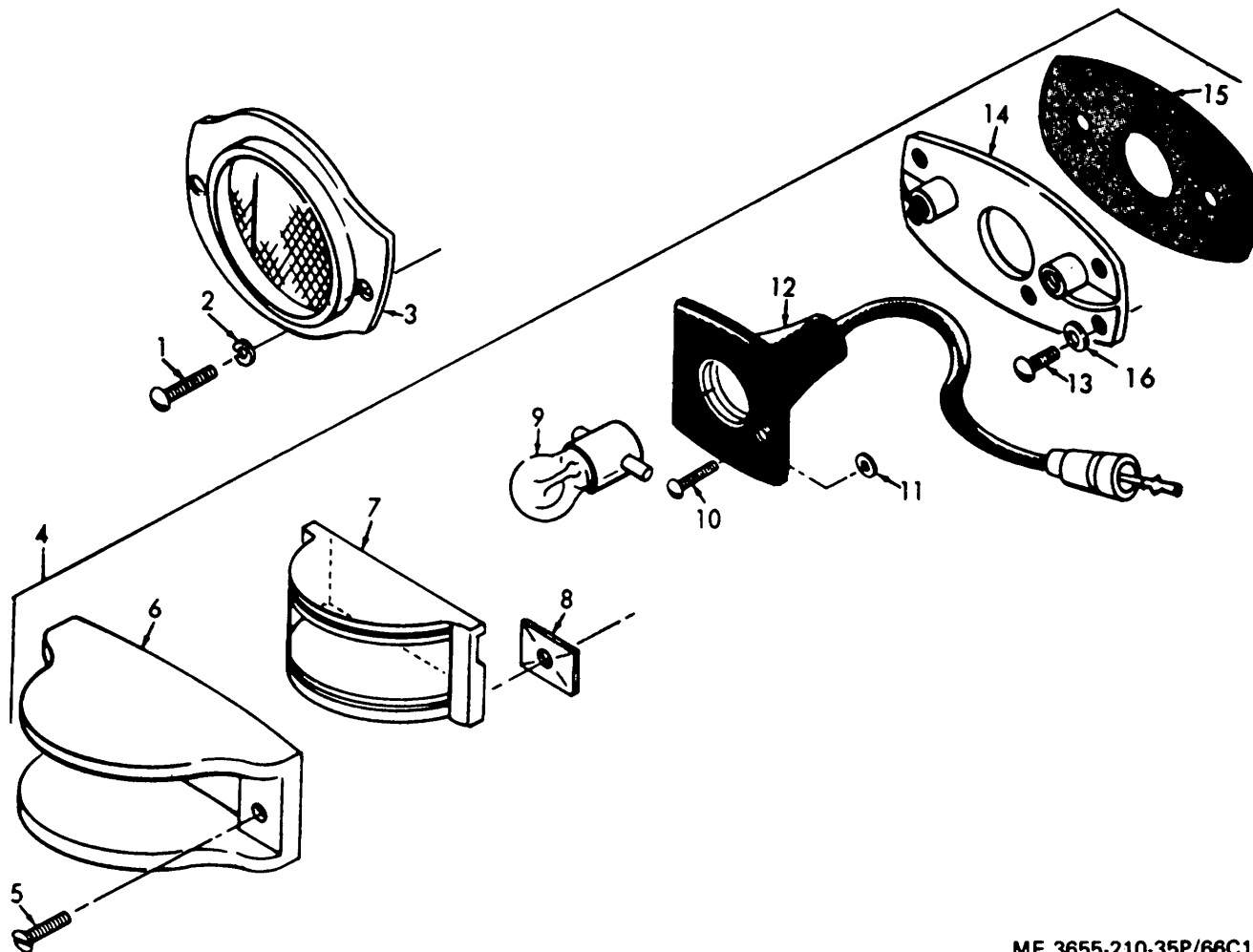
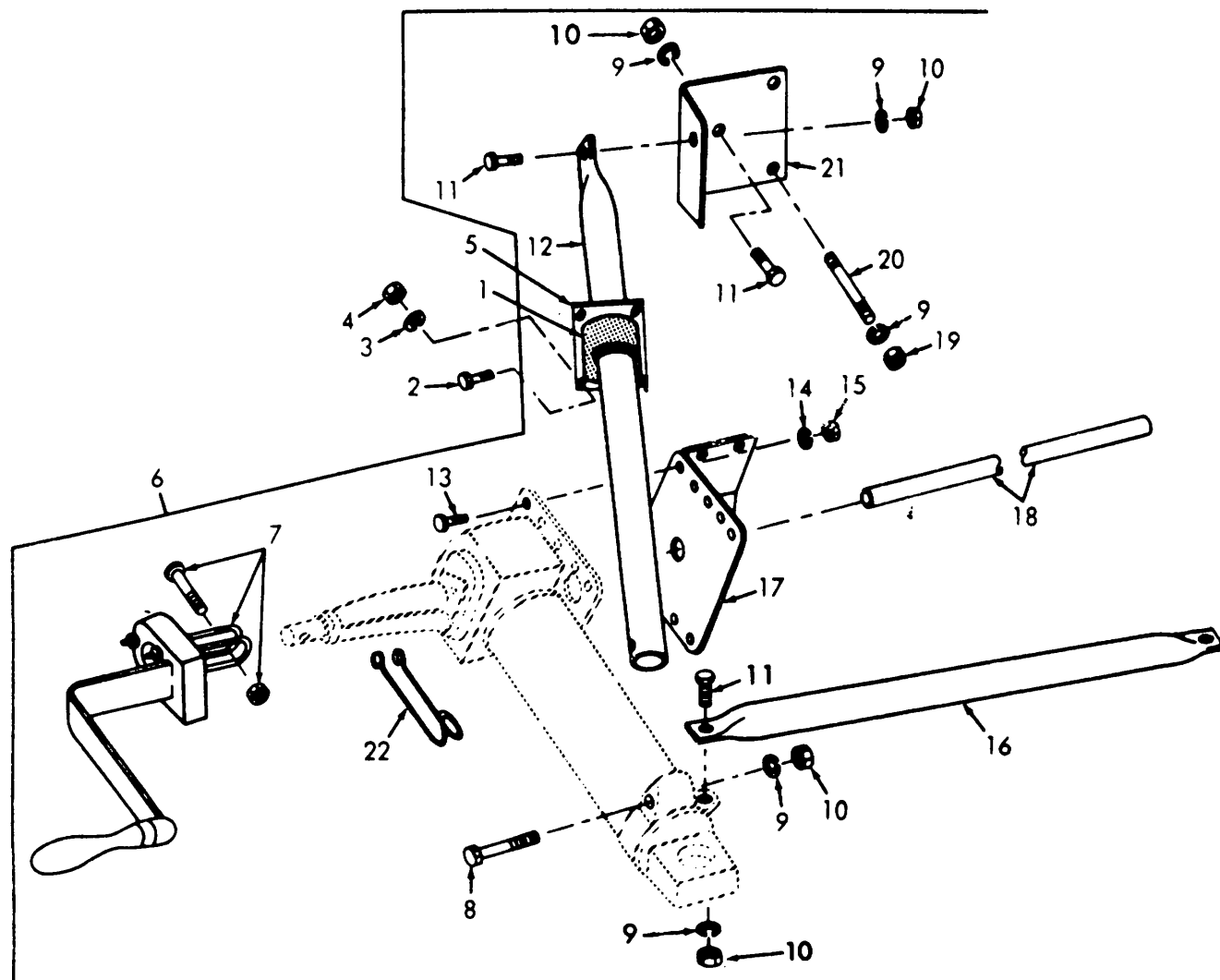


Figure 65. Accessory items.



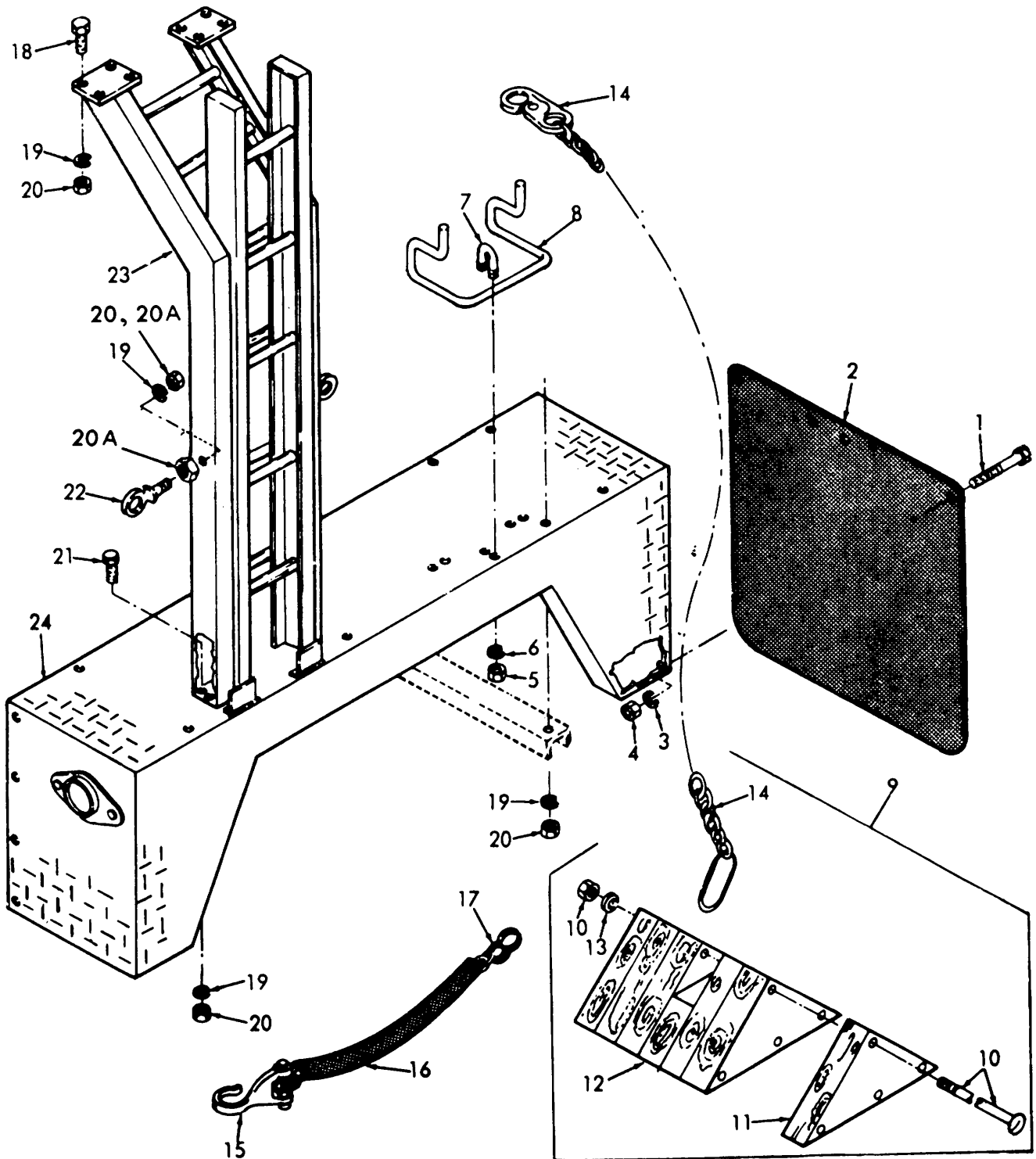
ME 3655-210-35P/66C1

Figure 66. Reflectors and clearance lights.



ME 3655-210-35P/69C1

Figure 69. Landing jack.



ME 3655-210-35P/72C1

Figure 72. Fenders, wheel chock and ladder.

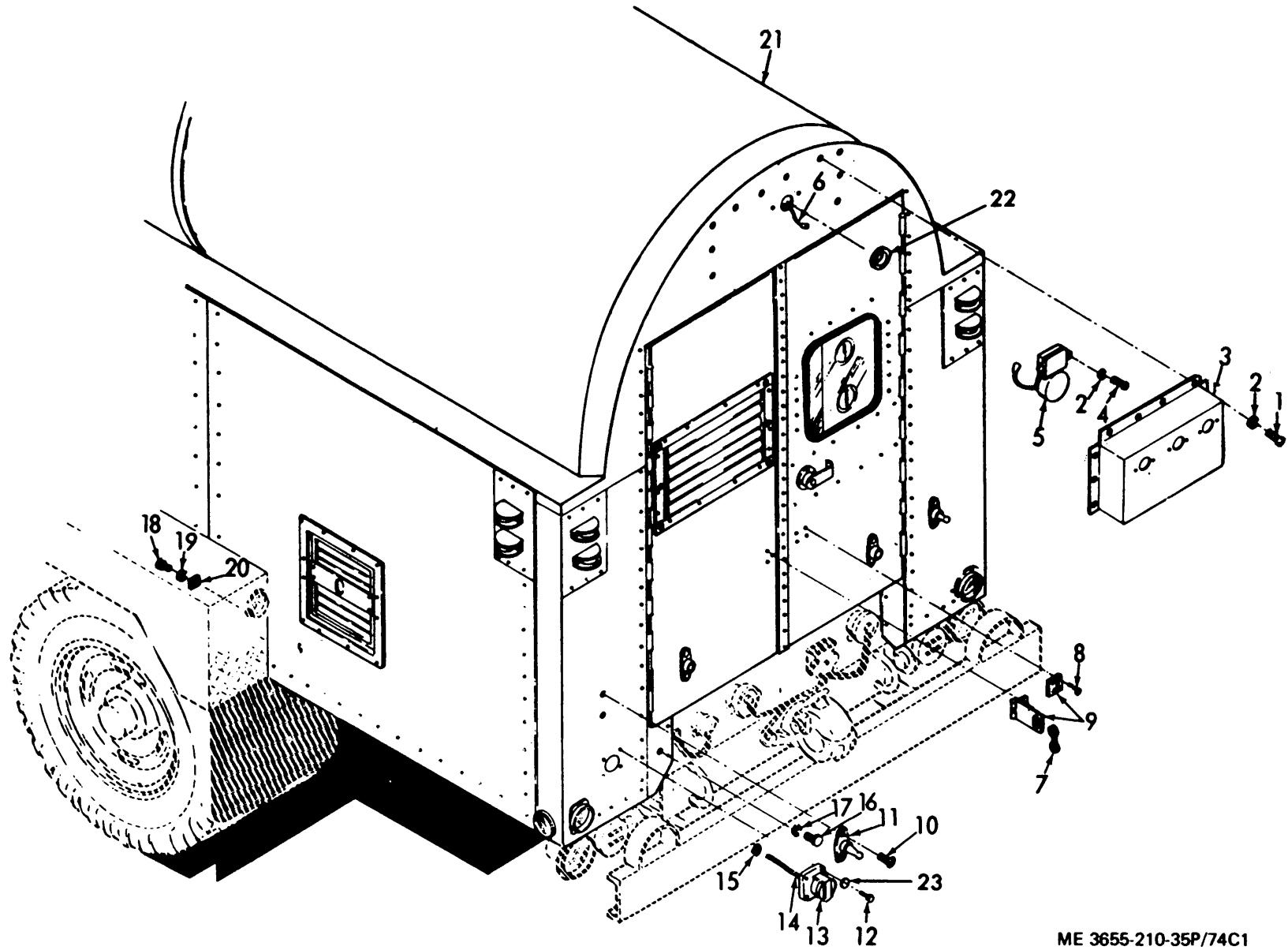


Figure 74. Power compartment housing.

ME 3655-210-35P/74C1

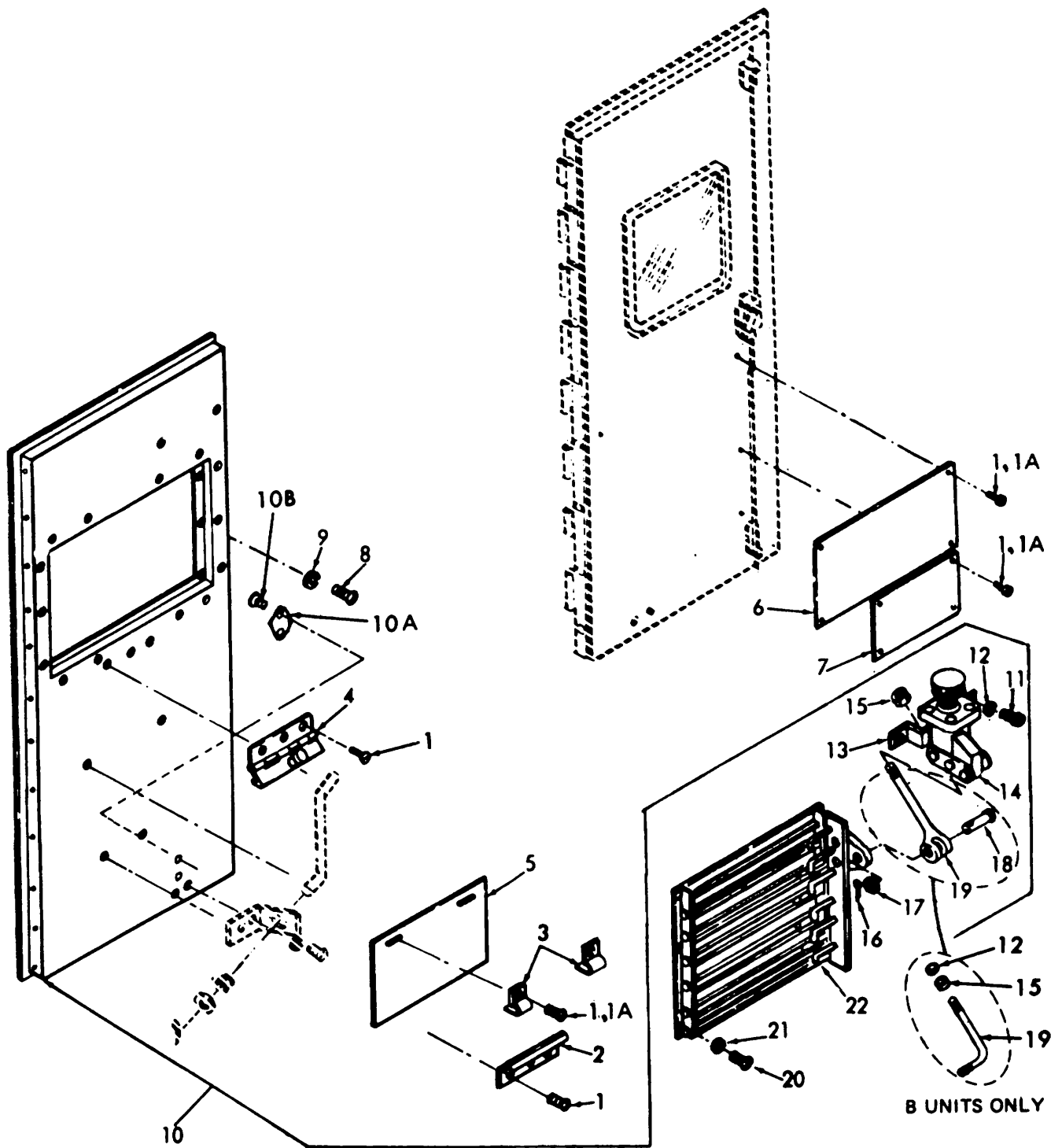
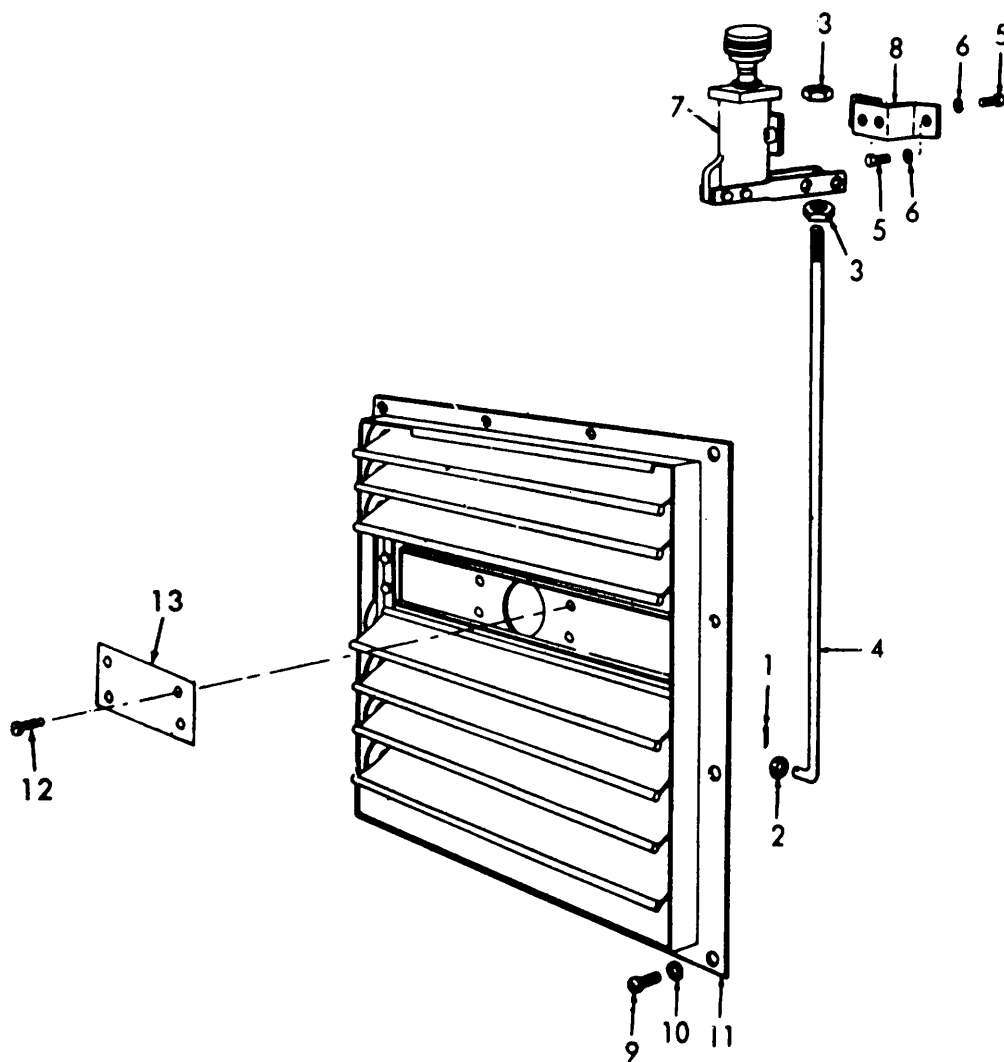
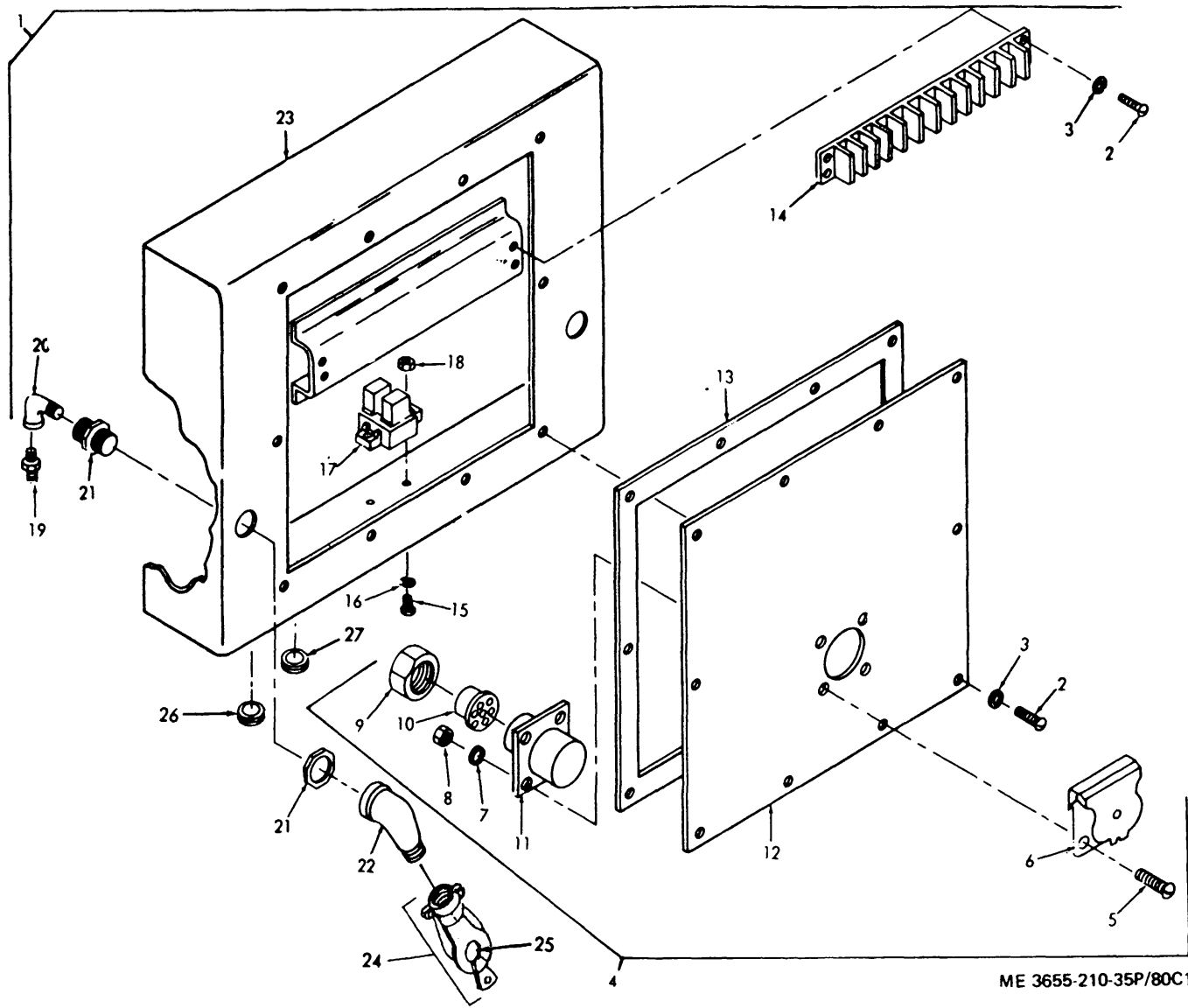


Figure 75. Power compartment door, left hand.



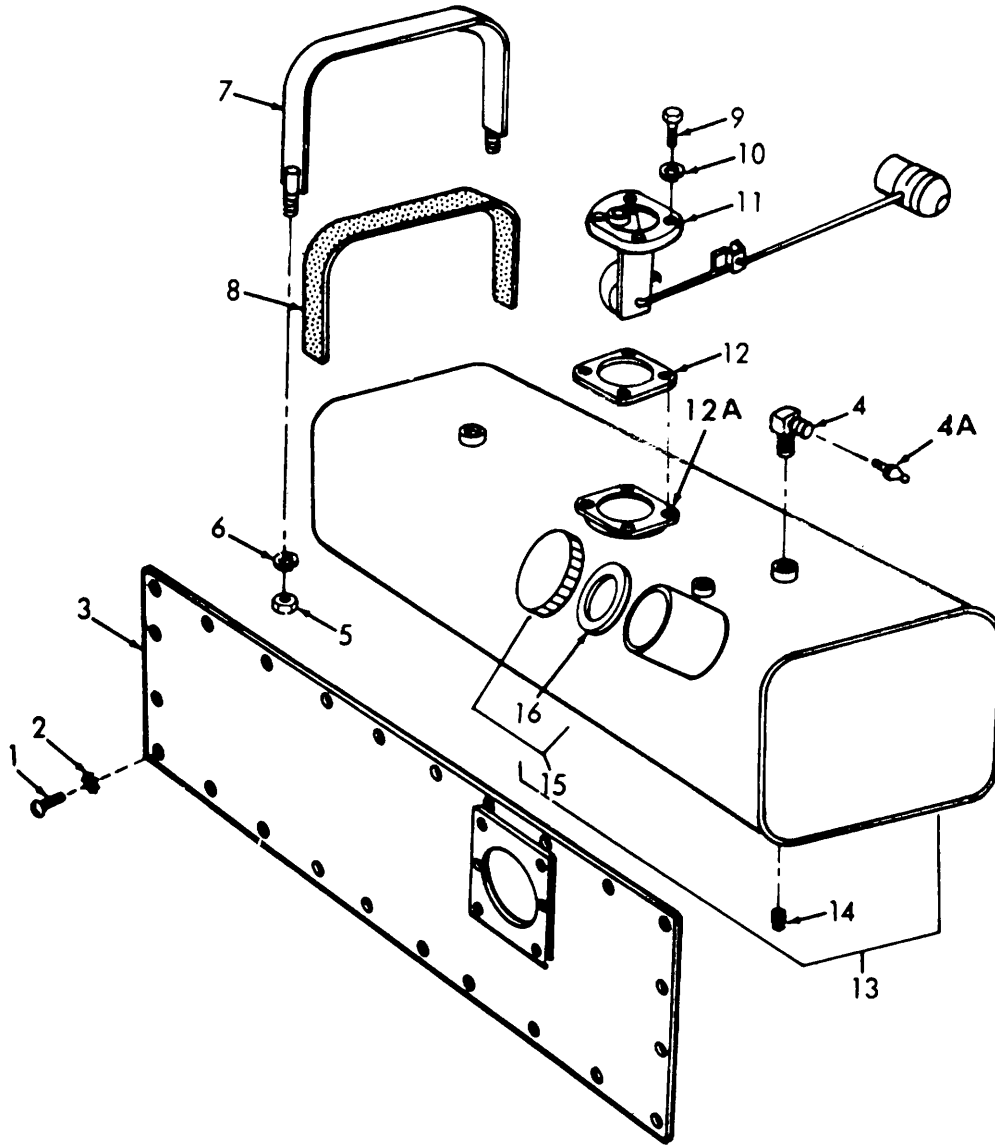
ME 3655-210-35P/78C1

Figure 78. Gas engine shutter and control.



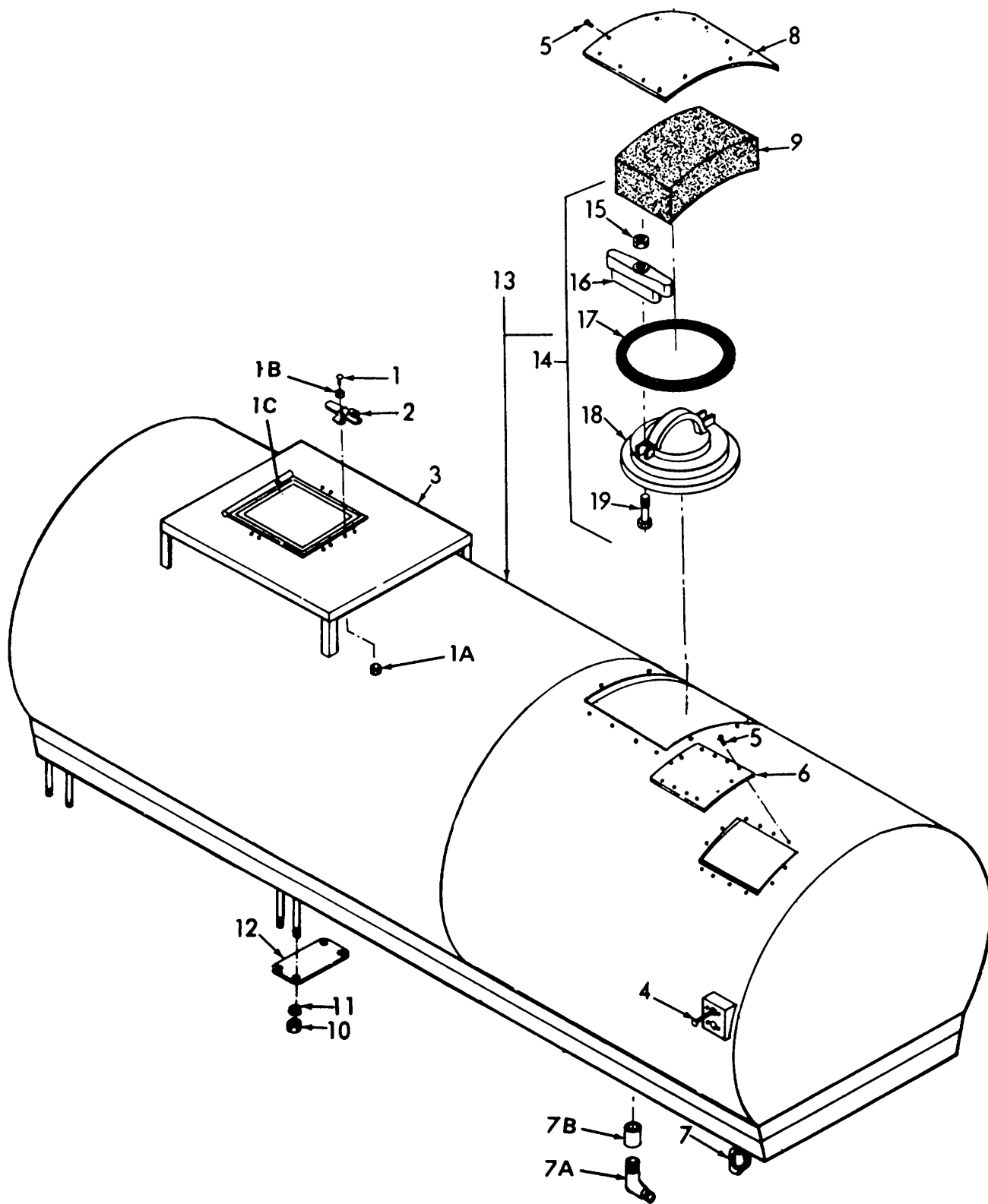
ME 3655-210-35P/80C1

Figure 80. Nose box.



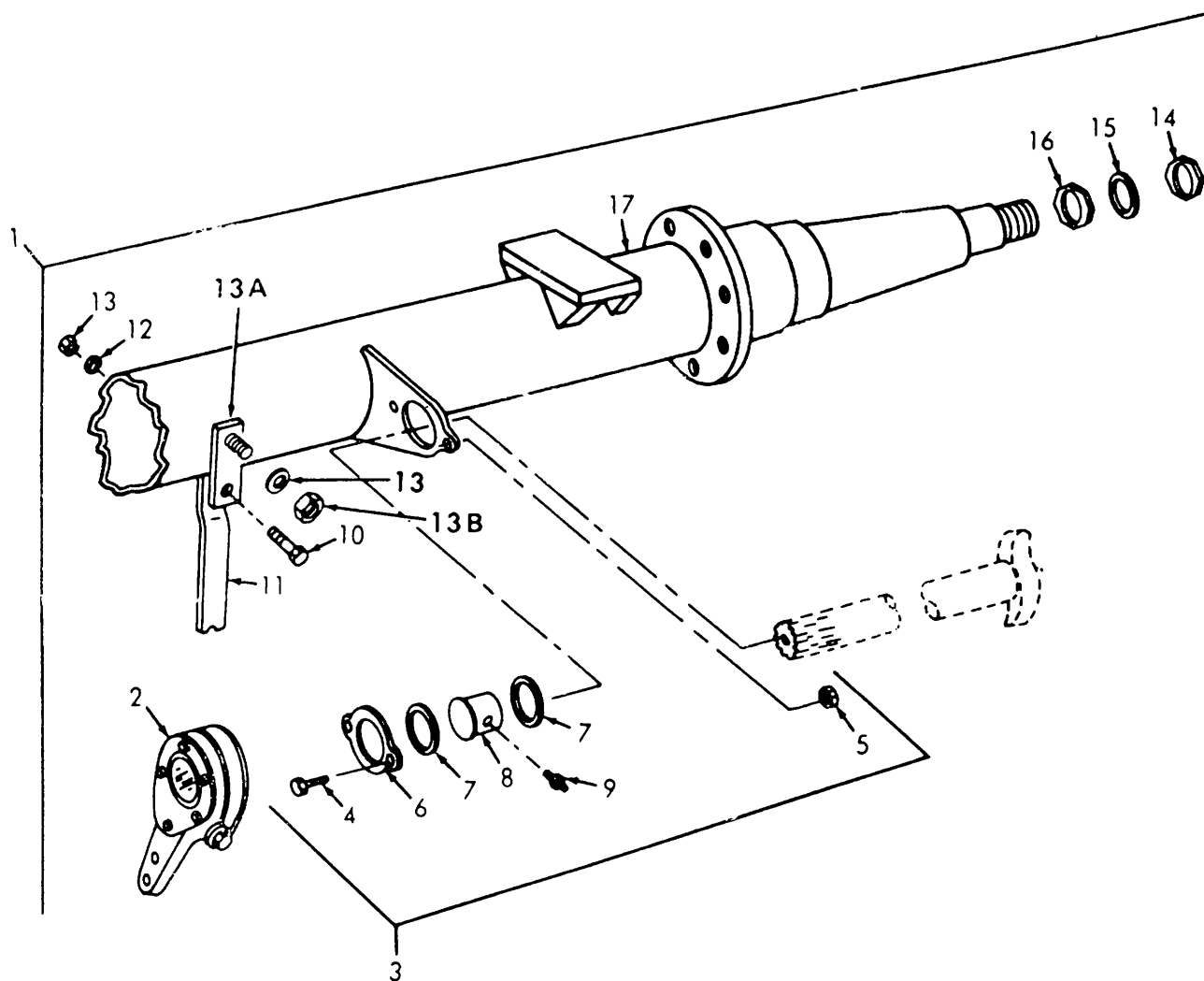
ME 3655-210-35P/83C1

Figure 83. Fuel tank.



ME 3655-210-35P/84C1

Figure 84. Pressure vessel and housing.



ME 3655-210-35P/86C1

Figure 86. Vehicular axle.

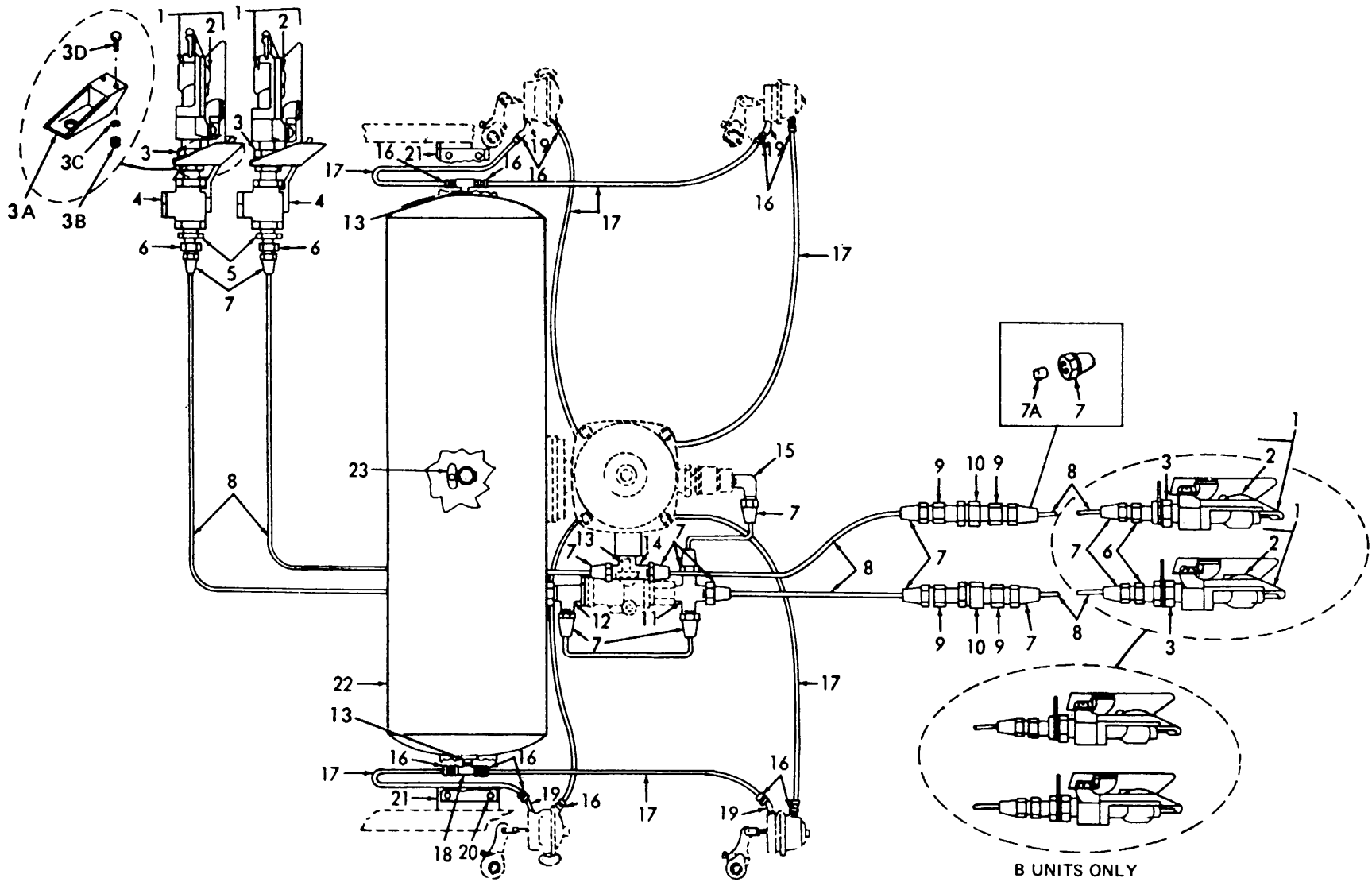


Figure 92. Air brake system.

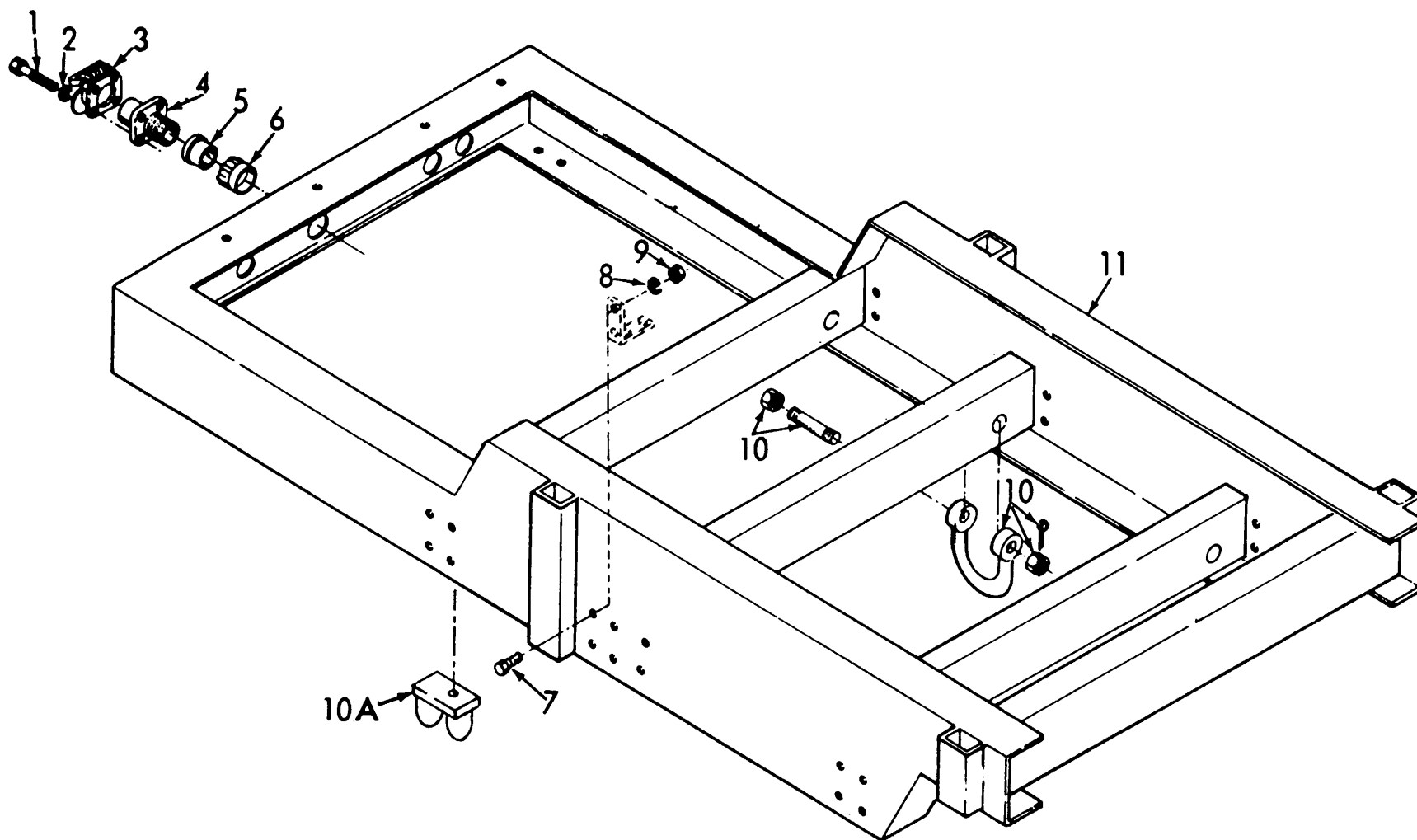


Figure 94. Rear frame.

ME 3655-210-35P/94C1

By Order of the Secretary of the Army:

BRUCE PALMER, JR.,
General, United States Army,
Acting Chief of Staff.

Official:

VERNE L. BOWERS
Major General, United States Army,
The Adjutant General.

Distribution:

To be distributed in accordance with DA Form 12-25A (qty rqr block No. 127) direct and general support maintenance requirements for Gas Generating.

(1) SMR CODE	(2) FEDERAL STOCK NUMBER	(3) DESCRIPTION REF. NUMBER & MFR CODE	(4) USABLE ON CODE	(5) UNIT OF MEAS	QTY INC IN UNIT	(6) 30-DAY DS MAINT ALLOWANCE			(7) 30-DAY GS MAINT ALLOWANCE			(8) 1-YR ALW PER 100 EQUIP CNTGCTY	(9) DEPOT MAINT ALW PER 100 EQUIP	(10) ILLUSTRATION		
						(a)	(b)	(c)	(a)	(b)	(c)			(a)	(b)	
						1-20	21-50	51-100	1-20	21-50	51-100			FIG NO.	ITEM NO.	
		SECTION II - REPAIR PARTS FOR DS, GS AND DEPOT MAINTENANCE														
		GROUP 01 - FILL MANIFOLDS														
P 0	6685-977-2643	GAGE, PRESSURE, DIAL INDICATING: CYLINDER FILL PRESSURE 12475 (10665)		EA	1	*	2	2	*	2	2	16	12	1	1	
X20		BOLT, U: CYLINDER FILL GAGE BRACKET MTG, 1/4 IN. 558680 (07464)		EA	2									1	2	
X20		BRACKET, CYLINDER FILL GAGE 559722 (07464)		EA	1									1	3	
P 0	5310-043-2226	WASHER, LOCK: CYLINDER FILL GAGE BRACKET MTG 1/4 IN. SCREW SIZE M535338-24 (96906)		EA	4	*	*	*	*	*	*	*	*	1	4	
P 0	5310-772-3887	NUT, PLAIN, HEXAGON: CYLINDER FILL GAGE BRACKET MTG, 1/4-20 THD SIZE MS51967-1 (96906)		EA	*	*	*	*	*	*	*	*	*	1	5	
X20		TUBE, COPPER: PRESSURE REGULATING TO VAPOR MANIFOLD ANGLE VALVE, 5/8 IN. DIA, 0.035 WALL THK, 30 IN. LG 5605 (07464)		EA	1									1	6	
P 0	5306-225-897	SCREW, CAP, HEXAGON HEAD: MANIFOLD MTG, 5/16-18 THD SIZE, 3/4 IN. LG MS90725-32 (96906)		EA	2	*	*	*	*	*	*	*	*	1	7	
P 0	5310-167-0721	WASHER, LOCK: MANIFOLD MTG, 5/16 IN. SCREW SIZE MS35333-41 (96906)		EA	2	*	*	*	*	*	*	*	*	1	8	
X20		MANIFOLD ASSEMBLY CYLINDER FILL 559762 (07464)		EA	1									1	9	
X20		NUT, TUBE COUPLING: 5/8 IN. 5p49 (07464)		EA	1									1	10	
X20		ELBOW, PIPE TO TUBE: PRESSURE REGULATING VALVE 54169 (07464)		EA	1									1	11	
P 0	5315-839-5822	PIN, COTTER: CHAIN TO DUST CAP, 1/8 IN. DIA, 1 IN. LG MS24665-353 (96906)		EA	2	*	*	*	*	*	*	*	*	1	12	
X20		CHAIN, DUST CAP: NO. 16, 18 IN. LG 51038 (07464)		EA	2									1	13	
P 0		CAP, PROTECTION: DUST AND MOISTURE SEAL 559795 (07464)		EA	2	*	*	*	*	*	*	5	5	1	14	
P 0	8120-281-3801	VALVE, CYLINDER FILL 5161211 (33334)		EA	2	2	2	3	2	2	3	36	24	1	15	
P 0	3655-629-2301	SAFETY DISC ASSEMBLY 35876 (10665)		EA	1	2	3	5	2	3	5	60	48	1	16	
X1		NUT, SELF-LOCKING: CAP 57131 (07464)		EA	1									1	17	
X1		DISC, RUPTURABLE: COPPER 5716 (07461)		EA	1									1	18	
X1		WASHER, NONMETALLIC 523110 (074614)		EA	1									1	19	
X1		ADAPTER, STRAIGHT, PIPE TO TUBE 539469 (07464)		EA	1									1	20	
X20		ELBOW, PIPE: SAFETY DISC TO VALVE AND GAGE MTG 539135 (07464)		EA	2									1	21	

(1) SMR CODE	(2) FEDERAL STOCK NUMBER	(3) DESCRIPTION REF. NUMBER & MFR CODE	(4) USABLE ON CODE	(5) UNIT OF MEAS	(6) 30-DAY DS MAINT ALLOWANCE	(7) 30-DAY GS MAINT ALLOWANCE			(8) 1-YR ALW PER 100 EQUIP CNTGCT	(9) DEPOT MAINT ALW PER 100 EQUIP	(10) ILLUSTRATION				
						(a)	(b)	(c)			(a)	(b)	(c)	(a)	(b)
						1-20	21-50	51-100			1-20	21-50	51-100	FIG NO.	ITEM NO.
P 0	3655-420-4892	DAMPENER, FLUID PRESSURE: GAGE 50SG (99752)	EA	1	*	2	2	*	2	2	16	12	1	22	
X20		MANIFOLD, CYLINDER FILLING 559726 (07464)	EA	1									1	23	
P 0	4820-400-6788	VALVE, PRESSURE REGULATING: CYLINDER FILLING 161580 (07464)	EA	1	2	2	4	2	2	4	48	36	1	24	
P 0	5305-989-7434	SCREW, MACHINE: HANDWHEEL ATTACHING, NO. 10-32 THD SIZE, 1/2 IN. LG MS35207-263 (96906)	EA	1	*	*	*	*	*	*	*	*	1	25	
X20		HANDWHEEL, VALVE 561648 (07464)	EA	1									1	26	
P 0	4820-369-8070	STEM, VALVE 561667 (07464)	EA	1	2	2	2	2	2	2	24	20	1	27	
X1		CAP, REGULATING VALVE 561666 (07464)	EA	1									1	28	
P O	5330-196-5382	PACKING, PREFORMED: VALVE CAP AN62278-19 (880144)	EA	1	3	5	10	3	5	10	120	100	1	29	
P 0	5340-400-3473	RETAINER, PACKING: VALVE STEM 561668 (07464)	EA	1	*	2	2	*	2	2	20	16	1	30	
P 0	5330-187-3635	PACKING, PREFORMED: VALVE STEM AN62278-11 (880111)	EA	1	3	5	10	3	5	10	120	100	1	31	
X20		SPRING, HELICAL, COMPRESSION 9-1207-21 (15840)	EA	1									1	32	
P 0	3110-278-7282	BALL, STEEL: 1/2 IN. 561611 (07464)	EA	1	2	2	4	2	2	4	48	36	1	33	
P 0	4820-420-8726	SEAT, VALVE 561665 (07464)	EA	1	2	2	4	2	2	4	48	36	1	34	
X1		BODY, REGULATING VALVE 561664 (07464)	EA	1									1	35	
X20		CROSS, PIPE: VALVE BODY, 1/2 IN. 53990 (07464)	EA	1									1	36	
X20		NIPPLE, PIPE: VALVE BODY, 1/2 X 1 1/2 IN. 54028 (07164)	EA	1									1	37	
P 0	5305-068-0500	SCREW, CAP, HEXAGON HEAD: NOZZLE MTG, 1/4-20 THD SIZE, 1/2 IN. LG MS90725-3 (96906)	EA	1	*	*	*	*	*	*	*	*	2	1	
P 0	5310-582-5965	WASHER, LOCK: NOZZLE NTG, 1/4 IN. SCREW SIZE MS35338-44 (96906)	EA	1	**		*	*	*	*	*	*	2	2	
P 0	5310-809-3078	WASHER, FLAT: NOZZLE MTG, 1/4 IN. SCREW SIZE MS27183-11 (96906)	EA	1	*	*	*	*	*	*	*	*	2	3	
P O	4210-420-480	NOZZLE ASSEMBLY: FIRE LINE 35897 (07146)	EA	1	*	2	2	*	2	2	12	8	2	4	
X20		COUPLING, FEMALE: TLBE TO NOZZLE, 1/4 X 1/2 IN. A928 (41947)	EA	1									2	5	
X20		NUT, TUBE COUPLING: 1/2 IN. 5448 (07464)	EA	2									2	6	
X20		TUBE, COPPER: FIRE LINE VALVE TO TO NOZZLE, 1/2 IN. OD, 0.035 IN. WALL THK, 51 IN. LG	FT	1									2	7	
X20		ELBOW, PIPE TO TUBE: FIRE LINE 1/2 X 1/2 IN. 544272 (07464)	EA	1									2	8	

(1) SMR CODE	(2) FEDERAL STOCK NUMBER	(3) DESCRIPTION REF. NUMBER & MFR CODE	(4) USABLE ON CODE	(5) UNIT OF MEAS	(6) 30-DAY DS MAINT ALLOWANCE	(7) 30-DAY GS MAINT ALLOWANCE			(8) 1-YR ALW PER 100 EQUIP CNTGCT	(9) DEPOT MAINT ALW PER 100 EQUIP	(10) ILLUSTRATION				
						(a)	(b)	(c)			(a)	(b)	(c)	(a)	(b)
						1-20	21-50	51-100			1-20	21-50	51-100	FIG NO.	ITEM NO.
P 0	4820-618-7253	VALVE GLOBE: FIRE PROTECTION LINE E49651 (48422)	EA	1	2	2	3	2	2	3	36	24	2	9	
X20		NUT, WHEEL: WHEEL RETAINING 0143 (48422)	EA	1									2	10	
X20		HANDWHEEL: VALVE CONTROL 3-4V3875 (48422)	EA	1									2	11	
X20		NUT, PACKING 3-4V1627 (48422)	EA	1									2	12	
X20		RING, BONNET A9552 (48422)	EA	1									2	13	
X20		GLAND, PACKING 3-4DIA X9-16LG (48422)	EA	1									2	14	
P 0	5330-485-8517	PACKING, PREFORMED E49651-6 (48422)	EA	1	*	2	2	*	2	2	16	12	2	15	
X20		BONNET A9542CB3-4v1617 (48422)	EA	1									2	16	
X20		STEM, VALVE 11-160IA4-21-32LG (48422)	EA	1									2	17	
X20		HOLDER DISC 15-1;DIA49-64LG (48422)	EA	1									2	18	
P 0	4210-540-2651	DISC, VALVE 56196 (10665)	EA	1	2	2	2	2	2	2	24	20	2	19	
X20		NUT, DISC 01398 (48422)	EA	1									2	20	
X20		RING, SEAT: DISC 1-2v3979 (48422)	EA	1									2	21	
X20		BODY, VALVE XH1-2V3981 (48422)	EA	1									2	22	
X20		BOLT, U: PIPE CLAMP, 1/4-20 THD SIZE 558680 (07464)	EA	1									2	23	
P 0	5310-043-2226	WASHER, LOCK: PIPE CLAMP, 1/4 IN. SCREW SIZE MS35338-24 (96906)	EA	2	*	*	*	*	*	*	*	*	2	24	
P 0	5310-772-3887	NUT, PLAIN, HEXAGON: PIPE CLAMP, 1/4-20 THD SIZE MS51967-1 (96906)	EA	2	*	*	*	*	*	*	*	*	2	25	
X20		FIRE LINE: FIRE PROTECTION, 1/2 IN. 559721 (07464)	EA	1									2	26	
X20		BOLT, U: PIPE CLAMP, 5/16-18 THD SIZE 605324 (07464)	EA	2									2	27	
P 0	5310-407-9566	WASHER, LOCK: PIPE CLAMP, 5/16 IN. SCREW SIZE MS35338-45 (96906)	EA	4	*	*	*	*	*	*	*	*	2	28	
P 0	5310-761-1681	NUT, PLAIN, HEXAGON: PIPE CLAMP, 5/16-18 THD SIZE MS51967-4 (96906)	EA	*	*	*	*	*	*	*	*	*	2	29	
X20		EQUALIZING LINE, CONVERSION 559752 (07464)	EA	1									2	30	
X20		UNION, PIPE: EQUALIZING LINE, 1 IN. 539257 (07464)	EA	1									2	31	
P 0	5310-400-3451	CAP, PROTECTION: DUST AND MOISTURE SEAL 8526-2 (15852)	EA	1	*	*	2	*	*	2	8	6	2	32	
X20		UNION, PIPE: EQUALIZING LINE, 1 IN. 539257 (07464)	EA	1									2	33	

(1) SMR CODE	(2) FEDERAL STOCK NUMBER	(3) DESCRIPTION REF. NUMBER & MFR CODE	(4) USABLE ON CODE	(5) UNIT OF MEAS	(6) 30-DAY DS MAINT ALLOWANCE	(7) 30-DAY GS MAINT ALLOWANCE			(8) 1-YR ALW PER 100 EQUIP CNTGCT	(9) DEPOT MAINT ALW PER 100 EQUIP	(10) ILLUSTRATION				
						(a)	(b)	(c)			(a)	(b)	(c)	(a)	(b)
						1-20	21-50	51-100			1-20	21-50	51-100	FIG NO.	ITEM NO.
X20		NIPPLE, PIPE: EQUALIZING LINE, 1 IN. STD PIPE, 1/2 IN. LG 54064(07464)	EA	1							2	34			
X20		MANIFOLD, VAPOR EQUALIZING: CO2 559705 (07464)	EA	1							2	35			
X20		UNION PIPE: VAPOR MANIFOLD, 1 IN. 539433 (07464)	EA	1							2	36			
X20		NIPPLE, PIPE: GLOBE VALVE, 1 IN. STD PIPE, 1 1/2 IN. LG S5023) (07464)	EA	2							2	37			
X20		NIPPLE, PIPE: VAPOR MANIFOLD, 1/2 IN. STD PIPE 2 1/2 IN. LG 540401C (07464)	EA	1							2	38			
X20		ELBOW, PIPE: VAPOR MANIFOLD, 1/2 IN., 90 DEG 539110 (07464)	EA	1							2	39			
X20		NIPPLE, PIPE: VAPOR MANIFOLD, 1/2 IN. STD PIPE, 8 IN. LG 511375 (07464)	EA	1							2	40			
P 0	4820-400-6787	VALVE, ANGLE: HIGH PRESSURE VAPOR RETURN VALVE, 1/2 IN. E27379A (48422)	EA	1	2	2	2	2	2	24	20	2	41		
P 0	4210-540-2651	DISC, VALVE 56196 (10665)	EA	1	REF	REF	REF	REF	REF		REF	2	42		
P 0	5330-435-5318	PACKING, PREFORMED A523338 (07464)	EA	2	2	2	3	2	2	3	36	24	2	43	
P O	3655-989-2960	VALVE, GLOBE: TRANSFER HOSE BLEED-OFF 1/IN. 16115 (07464)	EA	1	2	2	3	2	2	3	36	24	2	44	
X20		NIPPLE, PIPE: VAPOR MANIFOLD, 1/4 IN. STD PIPE, 7/8 IN. LG 5100204 (07464)	EA	1								2	45		
X20		LINE, OUTLET: VAPOR EQUALIZING 559702 (07464)	EA	1								2	46		
P 0	4820-618-7254	VALVE, GLOBE: VAPOR EQUALIZING LINE, STORAGE AND CONVERSION LINES D26814 A (48422)	EA	3	2	2	2	2	2	2	20	2	2	47	
P 0	4210-510-2652	DISC, VALVE 56197 (10665)	EA	1	2	2	2	2	2	24	20	2	2	48	
P o	3655-653-5714	PACKING PREFORMED 523128 (10665)	EA	2	2	4	8	2	4	8	100	60	2	49	
P 0	3655-633-4490	VALVE, SAFETY RELIEF: LIQUID LINE VAPOR RELIEF 3129K375PSI (06023)	EA	1	*	2	2	.	2	2	20	16	2	50	
X20		TEE, PIPE: VAPOR MANIFOLD, 1 IN. 559704 (07461)	EA	1								2	2	51	
P 0	530-100-3k37	CAP, PROTECTION: DUST AND MOISTURE SEAL B526-2-1-2 (15852)	EA	2	*	2	2	*	2	2	16	12	3	1	
X20		COUPLING, PIPE: FILL LINES, 1 1/2 IN. 539440A (07464)	EA	2								3	2	2	
X20		NIPPLE, PIPE: FILL LINES, 1 1/2 X 4 1/2 IN. 540301 (o7464)	EA	2								3	3	3	
X20		NUT, TUBE COUPLING: TRANSFER PWP, 3/8 IN. 5447 (07464)	EA	2								3	4	4	
X20		ELBOW, PIPE TO TUBE: TRANSFER PUP 3/1 X 3/8 IN. 54465 (07464)	EA	1								3	5	5	
X20		TUBE, COPPER: VALVE TO TRANSFER PUMP, 3/8 IN. OD, 0.035 IN. WALL THK, 48 IN. LG 5603 (07464)	FT	1								3	6	6	

(1) SMR CODE	(2) FEDERAL STOCK NUMBER	(3) DESCRIPTION REF. NUMBER & MFR CODE	(4) USABLE ON CODE	(5) UNIT OF MEAS	(6) 30-DAY DS MAINT ALLOWANCE	(7) 30-DAY GS MAINT ALLOWANCE			(8) 1-YR ALW PER 100 EQUIP CNTGY	(9) DEPOT MAINT ALW PER 100 EQUIP	(10) ILLUSTRATION				
						(a)	(b)	(c)			(a)	(b)	(c)	(a)	(b)
						1-20	21-50	51-100			1-20	21-50	51-100	FIG NO.	ITEM NO.
P 0	4820-618-7253	VALVE, GLOBE: CYLINDER FILL COMPRESSOR SHUTOFF E49651 (48422)		EA	1	REF	REF	REF	REF	REF	REF	3	7		
X20		MANIFOLD ASSEMBLY LIQUID 559665 (074A6)		EA	1							3	8		
P 0	5310-761-1681	NUT, PLAIN, HEXAGON: VALVE BRACKET MTG, 5/16-18 THD SIZE MS51967-4 (96906)		EA	2	*	*	*	*	*	*	3	9		
P 0	5310-407-9566	WASHER, LOCK: VALVE BRACKET MTG, 5/16 IN. SCREW SIZE MS35338-45 (96906)		EA	2	*	*	*	*	*	*	3	10		
X20		BRACKET, VALVE: GLOBE VALVE MTG 559657 (07464)		EA	1							3	11		
X20		BOLT, U: VALVE BRACKET MTG, 5/16-18 THD SIZE 605326 (07464)		EA	1							3	12		
X20		ELBOW, PIPE TO TUBE: GLOBE VALVE, 3/8 x 3/8 IN. 54465 (07464)		EA	1							3	13		
P 0	3655-989-2960	VALVE, GLOBE: TRANSFER HOSE AND PUMP BLEED-OFF, 1/4 IN. 16115 (10665)		EA	3	REF	REF	REF	REF	REF	REF	3	14		
X20		NIPPLE, PIPE: FILL LINE TO GLOBE VALVE 1/4 IN. 54O204 (07464)		EA	2							3	15		
X20		UNION, PIPE: LIQUID MANIFOLD, 1 1/2 IN. 539434 (07464)		EA	4							3	16		
X20		CROSS, PIPE: LIQUID MANIFOLD, 1 1/2 IN. 559661 (07464I)		EA	1							3	17		
X20		FILL LINE, PUMP: OUTLET 559662 (07464)		EA	1							3	18		
X20		FILL LINE, PUMP: INLET 559663 (07464)		EA	1							3	19		
X20		FILL LINE: LIQUID MANIFOLD, 1 1/2 IN. 559664 (07464)		EA	1							3	20		
X20		TEE, PIPE: LIQUID MANIFOLD, 1 1/2 IN. 559659 (07464)		EA	1							3	21		
X20		CROSS PIPE: LIQUID MANIFOLD, 1 1/2 IN. 559660 (07464)		EA	1							3	22		
P 0	4820-00-6786	VALVE, GLOBE: LIQUID EQUALIZING LINE, FILL AND SHUTOFF LINE AND DEHYDRATOR BY-PASS, 1 1/2 IN. D26815 (48422)		EA	5	2	2	3	2	2	3	36	24		
X20		NUT, WHEEL: HANDWHEEL RETAINING o017 (48422)		EA	1							3	24		
X20		HANDWHEEL: VALVE CONTROL 2V3875 (48422)		EA	1							3	25		
X20		RING, BONNET 1-1 -2V4094 (48422)		EA	1							3	26		
X20		NUT, PACKING A7306 (48422)		EA	1							3	27		
X20		GLAND, PACKING 1-1-32HEX15-32LG (48422)		EA	1							3	28		
P 0	3655-869-8403	PACKING PREFORMED 523127 (10665)		EA	2	3	7	13	3	7	13	160	100		
X20		STEM, VALVE 1-1-32DIA6-29-32LG (48422)		EA	1							3	30		

(1) SMR CODE	(2) FEDERAL STOCK NUMBER	(3) DESCRIPTION REF. NUMBER & MFR CODE	(4) USABLE ON CODE	(5) UNIT OF MEAS	(6) 30-DAY DS MAINT ALLOWANCE	(7) 30-DAY GS MAINT ALLOWANCE			(8) 1-YR ALW PER 100 EQUIP CNTGCT	(9) DEPOT MAINT ALW PER 100 EQUIP	(10) ILLUSTRATION				
						(a)	(b)	(c)			(a)	(b)	(c)	(a)	(b)
						1-20	21-50	51-100			1-20	21-50	51-100	FIG NO.	ITEM NO.
X20		BONNET 1-1-2V3989 (48422)		EA	1							3	31		
X20		HOLDER, DISC 1-1-2V2431 (48422)		EA	1							3	32		
P 0	3655-649-8404	SEAT, VALVE 56199 (10665)		EA	1	2	2	3	2	2	3	40	36	3	33
X20		NUT, DISC 1-1-2V2432 (48422)		EA	1									3	34
X20		RING, SEAT: DISC 1-1-2V3979 (48422)		EA	1									3	35
X20		BODY, VALVE 1-1-2V3981 (48422)		EA	1									3	36
X20		UNION, PIPE: COUPLING, 1 1/2 IN. 539434 (07464)		EA	1									3	37
P 0	4440-420-4893	DEHYDRATOR, DESICCANT, REFRIGERATOR 559758 (07464)		EA	1	*	*	*	*	*	*	5	5	3	38
P 0	5310-761-1681	NUT, PLAIN, HEXAGON: PIPE ANCHOR, 5/16-18 THD SIZE MS51967-4 (96906)		EA	4	*	*	*	*	*	*	*	*	3	39
P 0	5310-407-9566	WASHER, LOCK: PIPE ANCHOR, 5/16 IN. SCREW SIZE MS35338-45 (96906)		EA	4	*	*	*	*	*	*	*	*	3	40
X20		BOLT, U: PIPE ANCHOR, 5/16-18 THD SIZE 605326 (07464)		EA	2									3	41
X20		NIPPLE, PIPE: VALVE TO DEHYDRATOR, 1 1/2 IN. STD PIPE, 8 IN. LG 540362 (07464)		EA	1									3	42
P 0	4820-400-6786	VALVE, GLOBE: LIQUID LINE CONVERSION SHUTOFF 1 1/2 IN. D26815 (48422)		A	1	REF	REF	REF	REF	REF	REF		REF	3	43
X20		FILL LINE: 1 1/2 IN. 559761 (07464)		EA	1									3	44
		GROUP 02 - STORAGE BATTERIES													
P 0	6140-420-5149	LEAD, STORAGE BATTERY: GROUND 71-622 (70903)		EA	1	*	2	2	*	2	2	16	12	4	1
X20		LEAD, ELECTRICAL: BATTERY JUMPER 559873 (07464)		EA	1									4	2
X20		TERMINAL LUG: BATTERY CABLE 8 (74382)		EA	3									4	3
X20		CABLE, BATTERY ENGINE 559870 (07464)		EA	1									4	4
P 0	5310-761-1681	NUT, PLAIN, HEXAGON: TIE DOWN ROD, 5/16-18 THD SIZE MS51967-4 (96906)		EA	4	*	*	*	*	*	*	*	*	4	5
P 0	5310-407-9566	WASHER, LOCK: TIE DOWN ROD, 5/16 IN. SCREW SIZE MS35338-45 (96906)		EA	*	*	*	*	*	*	*	*	*	4	6
P 0	5310-595-6326	WASHER, FLAT: TIE DOWN ROD, 5/16 IN. SCREW SIZE MS27183-13 (96906)		EA	4	*	*	*	*	*	*	*	*	4	7
P 0	3655-979-3475	BAR, HOLD-DOWN: BATTERY 559529 (10665)		EA	2	2	2	3	2	2	3	32	24	4	8
P 0	3655-979-3476	ROD, TIE DOWN: BATTERY 559530 (10665)		EA	4	2	3	5	2	3	5	64	48	4	9
P 0	6140-057-2554	BATTERY, STORAGE: 12 VOLT 7716710 (19207)		EA	2	9	5	9	9	5	9	220	200	4	10

(1) SMR CODE	(2) FEDERAL STOCK NUMBER	(3) DESCRIPTION REF. NUMBER & MFR CODE	(4) USABLE ON CODE	(5) UNIT OF MEAS	(6) QTY INC IN UNIT	(6) 30-DAY DS MAINT ALLOWANCE			(7) 30-DAY GS MAINT ALLOWANCE			(8) 1-YR ALW PER 100 EQUIP CNTGCT	(9) DEPOT MAINT ALW PER 100 EQUIP	(10) ILLUSTRATION	
						(a)	(b)	(c)	(a)	(b)	(c)			(a)	(b)
						1-20	21-50	51-100	1-20	21-50	51-100			FIG NO.	ITEM NO.
P 0	5305-958-5246	SCREW, MACHINE, FLAT HEAD: TRAY TO SUPPORT, 1/4-20 THD SIZE, 3/4 IN. LG MS35190-289 (96906)		EA	4	*	*	*	*	*	*	*	*	4	11
P 0	5310-582-5965	WASHER, LOCK: TRAY TO SUPPORT AND SUPPORT MTG, 1/4 IN. SCREW SIZE MS35338-4; (96906)		EA	8	*	*	*	*	*	*	*	*	4	12
P 0	5310-772-3887	NUT, PLAIN, HEXAGON: TRAY TO SUPPORT AND SUPPORT MTG, 1/4-20 THD SIZE MS51967-1 (96906)		EA	8	*	*	*	*	*	*	*	*	4	13
P 0	3655-979-3474	TRAY, BATTERY 559528 (10665)		EA	1	*	2	2	*	2	2	16	12	4	1i
P 0	5305-988-1725	SCREW, MACHINE: SUPPORT MTG, 1/4-20 THD SIZE 3/4 IN. LG 606263 (07464)		EA	4	*	*	*	*	*	*	*	*	4	15
X20		BRACKET, BATTERY BOX: SUPPORT 559708 (07464)		EA	1									4	16
P 0	6810-249-9354	ELECTROLYTE BATTERY OS801 (81348)		GL	1	8	16	32	8	16	32	380	350		
		GROUP 03 - ENGINE CONTROL PANEL													
X20		CONTROL PANEL ASSEMBLY 559427 (07464)		EA	1									5	1
X20		CONNECTOR, PLUG, ELECTRICAL: PANEL WIRING MS27142-1 (96906)		EA	3									5	2
X20		TERMINAL, ELECTRICAL: NO. 12 MS27148-1 (96906)		EA	3									5	3
X20		CABLE, ELECTRICAL: SHIELDED, 12 GAGE MS13486-2-7 (96906) (5 FT REQUIRED)		FT										5	4
X20		CONNECTOR, PLUG, ELECTRICAL: PANEL WIRING MS27142-2 (96906)		EA	1									5	5
X20		TERMINAL, ELECTRICAL MS27148-2 (96906)		EA	1									5	6
X20		CABLE, ELECTRICAL: 14 GAGE MS13486-1-5 (96906) (5 FT REQUIRED)		FT										5	7
X20		TERMINAL, ELECTRICAL B86G (59730)		EA	26									5	8
X20		CABLE, ELECTRICAL: 12 GAGE MS13486-1-7 (96906) (5 FT REQUIRED)		FT										5	9
X20		BAR ASSEMBLY CONTROL PANEL 559765 (07464)		EA	1									5	10
P O	5945-35-1760	RELAY, ARMATURE: ENGINE START KR2AK40VAC (77342)		EA	1	2	2	3	2	2	3	30	24	5	11
P 0	5305-98-6191	SCREW, MACHINE: RELAY BRACKET MTG, NO. 8-32 THD SIZE, 3/8 IN. LG 606109 (07464)		EA	4	*	*	*	*	*	*	*	*	5	12
P 0	5310-045-3299	WASHER LOCK: RELAY BRACKET MTG, NO. 8 SCREW SIZE MS35338-42 (96906)		EA	4	*	*	*	*	*	*	*	*	5	13
P 0	5310-012-0622	NUT, PLAIN, HEXAGON: RELAY BRACKET MTG, NO 8-32 THD SIZE MS35649-8 (96906)		EA	4	*	*	*	*	*	*	*	*	5	14
X20		BRACKET, RELAY 559428 (07464)		EA	1									5	15

(1) SMR CODE	(2) FEDERAL STOCK NUMBER	(3) DESCRIPTION REF. NUMBER & MFR CODE	(4) USABLE ON CODE	(5) UNIT OF MEAS	(6) QTY INC IN UNIT	(6) 30-DAY DS MAINT ALLOWANCE			(7) 30-DAY GS MAINT ALLOWANCE			(8) 1-YR ALW PER 100 EQUIP CNTGCT	(9) DEPOT MAINT ALW PER 100 EQUIP	(10) ILLUSTRATION	
						(a)	(b)	(c)	(a)	(b)	(c)			(a)	(b)
						1-20	21-50	51-100	1-20	21-50	51-100			FIG NO.	ITEM NO.
P 0	5310-772-3887	NUT, PLAIN, HEXAGON: AUTO START UNIT TO MOUNT AND MOUNT TO BRACKET, 1/1-20 THD SIZE NS51967-1 (96906)	EA	*	*	*	*	*	*	*	*	*	*	5	16
P 0	5310-582-5965	WASHER, LOCK: AUTO START UNIT TO MOUNT AND MOUNT TO BRACKET, 1/4 IN. SCREW SIZE nS35338-44 (96906)	EA	4	*	*	*	*	*	*	*	*	*	5	17
P 0	6110-980-1681	AUTO START UNIT, GAS ENGINE 559433 (10665)	EA	1	*	2	2	.	2	2	16	12	5	18	
P O	5340-620-5032	MOUNT, RESILIENT: MOTOR 1630 (7d485)	EA	2	2	2	2	2	2	2	24	20	5	19	
X20		BAR, MOUNTING: CONTROL PANEL 559764 (o7146)	EA	1										5	20
P 0	6625-272-9923	AMETER: 30-0-30 APS 357N (57733)	EA	1	*	2	2	*	2	2	16	12	5	21	
P 0	6680-435-4453	INDICATOR, LIQUID, QUANTITY: FUEL LEVEL 6245-24 (09393)	EA	1	2	2	2	2	2	2	24	20	5	22	
P 0	6210-087-7909	LENS, INDICATOR LIGHT: RED LC14RN (72619)	EA	2	2	2	3	2	2	3	32	24	5	23	
P 0	6210 -045-8458	LENS, INDICATOR LIGHT: GREEN LC14GN (72619)	EA	2	2	2	3	2	2	3	32	24	5	24	
P 0	6240-155-8714	LAMP, INCANDESCENT: INDICATOR LIGHTS 313 (06247)	EA	4	3	5	10	3	5	10	20	100	5	25	
P 0	6210-836-2564	LIGHT INDICATOR 51344 (o7464)	EA	4	2	2	4	2	2	4	64	48	5	26	
P 0	5305-984-4988	SCREW, MACHINE: SWITCH NTG, NO. 6-32 THD SIZE, 3/8 IN. LG MS35206-25 (96906)	EA	16	*	*	*	*	*	*	*	*	*	5	27
P 0	5930-501-3905	SWITCH, TOGGLE, DOUBLE THROW: TRACTOR TRAILER MS25102-23 (96906)	EA	1	*	2	2	*	2	2	16	12	5	28	
P 0	5930-543-8394	SWITCH, TOGGLE: ENGINE NANUAL AUTONATIC, 20 AMP 125V MS25103-23 (96906)	EA	1	*	2	2	*	2	2	16	12	5	29	
P 0	5930-755-4009	SWITCH, TOGGLE: ENGINE START AND STOP, 15 AMP 125V MS25102-30 (96906)	EA	2	2	2	3	2	2	3	32	24	5	30	
P 0	5930-687-1097	SWITCH, TOGGLE: HEATERS MS25102-22 (96906)	EA	4	2	3	5	2	3	5	64	48	5	31	
P 0	5305-984-6191	SCREW, MACHINE: CIRCUIT BREAKER NTG, NO 8-32 THD SIZ, 3/8 IN. LG MS3520643 (96)	EA	2	*	*	*	*	*	*	*	*	*	5	32
P 0	5925-296-8123	CIRCUIT BREAKER: 15 AMP C6363-1-15 (82647)	EA	1	*	2	2	*	2	2	16	12	5	33	
P 0	5305-068-0502	SCREW, CAP, HEXAGON HEAD: PANEL TO BRACKET AND BRACKET HTG, 1/4-20 THD SIZE 3/4 IN. LG MS90725-6 (96906)	EA	10	*	*	*	*	*	*	*	*	*	5	34
P 0	5310-582-5965	WASHER, LOCK: PANEL TO BRACKET AND BRACKET MTG, 1/ IN. SCREW SIZE MS35338-14 (96906)	EA	10	*	*	*	*	*	*	*	*	*	5	35
P 0	5310-761-682	NUT, PLAIN, HEXAGON: PANEL TO BRACKET AND BRACKET NTG, 1/4-20 THD SIZE MS51967-2 (96906)	EA	10	*	*	*	*	*	*	*	*	*	5	36
X20		BRACKET, MOUNTING: CONTROL PANEL, LH 559732 (07464)	EA	1										5	37

(1) SMR CODE	(2) FEDERAL STOCK NUMBER	(3) DESCRIPTION REF. NUMBER & MFR CODE	(4) USABLE ON CODE	(5) UNIT OF MEAS	(6) 30-DAY DS MAINT ALLOWANCE	(7) 30-DAY GS MAINT ALLOWANCE			(8) 1-YR ALW PER 100 EQUIP CNTGCT	(9) DEPOT MAINT ALW PER 100 EQUIP	(10) ILLUSTRATION				
						(a)	(b)	(c)			(a)	(b)	(c)	(a)	(b)
						1-20	21-50	51-100			1-20	21-50	51-100	FIG NO.	ITEM NO.
X20		BRACKET, MOUNTING: CONTROL PANEL, RH 559731 (07464)	EA	1								5	38		
X20		CONTROL PANEL 559425 (07464)	EA	1								5	39		
		GROUP 04 - GASOLINE ENGINE ACCESSORIES													
P 0	2910-979-3541	CONTROL, CHOKE, AUTOMATIC AC914 (77260)	EA	1	*	2	2	.	2	2	12	10	6	1	
P 0	5310-010-3101	NUT, PLAIN, SQUARE: LEVER ATTACHING, NO. 10-32 THD SIZE 103101 (19207)	EA	1	*	*	*	*	*	1	*	*	6	2	
X1		LEVER, CHOKE C 106-2 (79960)	EA	1									6	3	
P 0	5305-012-0757	SCREW, MACHINE: LEVER ATTACHING, NO 10-32 THD SIZE 3/4 IN. LG MS35242-74 (96906)	EA	1	*	*	*	*	*	*	*	*	6	4	
P 0	5315-828-8190	PIN, COTTER: CHOKE CONTROL ROD TO LEVERS, 3/64 IN. DIA, 3/8 IN. LG MS24665-69 (96906)	EA	2									6	5	
X20		ROD, CHOKE CONTROL VE593 (66289)	EA	1									6	6	
P 0	5305-988-1721	SCREW, MACHINE: AUTOMATIC CHOKE MTG, NO. 1/4-20 THD SIZE, 3/8 IN. LG MS35206-277 (96906)	EA	2	*	*	*	*	*	*	*	*	6	7	
P 0	5310-261-7341	WASHER, LOCK: AUTOMATIC CHOKE MTG, NO. 1/4-20 SCREW SIZE PE3 (66289)	EA	2	*	*	*	*	*	*	*	*	6	8	
P 0	5310-176-8160	NUT, PLAIN, HEXAGON: CLAMP ATTACHING, 5/16-18 THD SIZE AN335-5 (88044)	EA	2	*	*	*	*	*	*	*	*	7	1	
P 0	5310-012-0214	WASHER, LOCK: CLAMP ATTACHING, 5/16 IN. SCREW SIZE MS35338-26 (96906)	EA	2	*	*	*	*	*	*	*	*	7	2	
X20		BRACKET, EXHAUST PIPE 559751 (07464)	EA	1									7	3	
X20		CLAMP, LOOP: MUFFLER TO TUBE 559417 (7464)	EA	1									7	4	
P 0	2990-979-3538	TUBE, CORROSION RESISTING, STEEL: EXHAUST PIPE 560233 (10665)	EA	1	*	2	2	*	2	2	16	12	7	5	
P 0	2990-083-8556	MUFFLER, EXHAUST WD3OD (66289)	EA	1	*	2	2	*	2	2	16	12	7	6	
X20		ELBOW, PIPE: MUFFLER, 90 DEG, 1 1/4 IN. 539118 (07464)	EA	2									7	7	
X20		NIPPLE, PIPE: MUFFLER, 1 1/4 X 15 IN. 540536 (07464)	EA	1									7	8	
X20		NIPPLE, PIPE: MUFFLER LJ188-1 (66289)	EA	1									7	9	
X20		LINE ASSEMBLY, FUEL: FUEL PUMP TO CARBURETOR RM1122 (66289)	EA	1									8	1	
P 0		ADAPTER, STRAIGHT, PIPE TO TUBE: CARBURETOR FUEL LINE, 7/16 IN. UNF ON TUBE END, 1/8 IN. NPTF ON PIPE END RF269 (66289)	EA	1	*	*	*	*	*	*	*	*	8	2	
X20		CLAMP, HOSE: AIR CLEANER, 1 7/8 IN. LK11 1 (66289)	EA	2									8	3	

(1) SMR CODE	(2) FEDERAL STOCK NUMBER	(3) DESCRIPTION REF. NUMBER & MFR CODE	(4) USABLE ON CODE	(5) UNIT OF MEAS	(6) QTY INC IN UNIT	(6) 30-DAY DS MAINT ALLOWANCE			(7) 30-DAY GS MAINT ALLOWANCE			(8) 1-YR ALW PER 100 EQUIP CNTGCT	(9) DEPOT MAINT ALW PER 100 EQUIP	(10) ILLUSTRATION	
						(a)	(b)	(c)	(a)	(b)	(c)			(a)	(b)
						1-20	21-50	51-100	1-20	21-50	51-100			FIG NO.	ITEM NO.
P 0	4720-708-4809	HOSE, RUBBER: AIR CLEANER LL125 (66289)		EA	1	2	2	3	2	2	3	30	24	8	4
P 0	5306-208-9031	BOLT, MACHINE: AIR CLEANER BRACKET AND CARBURETOR MTG, 5/16-18 THD SIZE, 1 IN. LG XD17 (66289)		EA	4	*	*	*	*	*	*	*	*	8	5
P 0	5310-010-3320	WASHER, LOCK: AIR CLEANER BRACKET AND CARBURETOR MTG, 5/16 IN. SCREW SIZE PE4 (66289)		EA	4	*	*	*	*	*	*	*	*	8	6
P 0	5310-543-5653	NUT, SELF-LOCKING, HEXAGON: MANIFOLD TO CYLINDER BLOCK STUDS, 3/8-24 THD SIZE MS21044N6 (96906)		EA	2	*	*	*	*	*	*	*	**	8	7
P 0	5310-637-25311	WASHER, LOCK: MANIFOLD AND MUFFLER ADAPTER FLANGE MTG, 3/8 IN. SCREW SIZE PE5 (66289)		EA	4	*	*	*	*	*	*	*	*	8	8
P 0	5310-776-8112	WASHER, CLAMP: MANIFOLD MTG, 13/32 IN. ID, 15/16 IN. WIDE, 5/32 IN. THK PH356 (66289)		EA	1	*	*	*	*	*	*	*	*	8	9
P 0	4730-018-9566	PLUG, PIPE: INTAKE MANIFOLD, 18 IN. NPT XK1 (66289)		EA	1	*	*	*	*	*	*	*	*	8	10
X20		MANIFOLD INTAKE LC266A (66289)		EA	1									8	11
X20		MANIFOLD, EXHAUST LD242 (66289)		EA	1									8	12
X1		GASKET: MANIFOLD MTG QB75 (66289) (COMPONENT OF GASKET SET, FSN 2805-720-773)		EA	3									8	13
P 0	5310-366-6163	NUT, WING, PLAIN: AIR CLEANER, 1/4-20 THD SIZE PD147 (66289)		EA	2	*	*	*	*	*	*	*	*	8	14
P 0	2940-371-4585	AIR CLEANER ASSEMBLY 12B215 (78940)		EA	1	*	*	*	*	*	*	5	5	8	15
X1		CAP AND FILTER, AIR CLEANER 179B4K01 (78940)		EA	1									8	16
P 0	5330-253-2469	WASHER, NONMETALLIC: AIR FILTER 615A1 (78940)		EA	1	3	5	10	3	5	10	120	100	8	17
X1		CUP, OIL: AIR CLEANER 176B18KO1 (78940)		EA	1									8	18
P 0	5330-245-5460	WASHER, NONMETALLIC: AIR CLEANER MTG A7419 (78940)		EA	1	3	5	10	3	5	10	120	100	8	19
X20		BRACKET ASSEMBLY, AIR CLEANER B1286S2 (66289)		EA	1									8	20
X20		STUD PLAIN: AIR CLEANER MTG PC447 (66289)		EA	1									8	21
X1		GASKET, AIR CLEANER: BRACKET MTG QD667 (66289) (COMPONENT OF GASKET SET, FSN 2805-720-4773)		EA	1									8	22
X20		BREATHING LO84E (66289)		EA	1									8	23
P 0	5330-568-9183	GASKET, BREATHING Q0669 (66289)		EA	1	3	5	10	3	5	10	120	100	8	24

SMR CODE	(2) FEDERAL STOCK NUMBER	(3) DESCRIPTION REF. NUMBER & MFR CODE	(4) USABLE ON CODE	(5) UNIT OF MEAS	QTY INC IN UNIT	(6) 30-DAY DS MAINT ALLOWANCE			(7) 30-DAY GS MAINT ALLOWANCE			(8) 1-YR ALW PER 100 EQUIP CNTGCT	(9) DEPOT MAINT ALW PER 100 EQUIP	(10) ILLUSTRATION	
						(a)	(b)	(c)	(a)	(b)	(c)			(a)	(b)
						1-20	21-50	51-100	1-20	21-50	51-100			FIG NO.	ITEM NO.
X		BRACKET, AIR CLEANER B1286 (66289)		EA	1									8	25
P	2910-715-5328	CARBURETOR 12288 (79960)		EA	1	*	2	2	*	2	2	20	16	8A	1
X		GASKET, FLANGE: CARBURETOR MTG C141-1-5 (79960) (COMPONENT OF PARTS KIT, FSN 2910-718-7996)		EA	1									8A	2
P	5305-364-7196	SCREW ASSEMBLED WASHER: CHOKE AND THROTTLE PLATE, NO. 6-32 THD SIZE, 3/16 IN. LG MS35214-22 (96906) (COMPONENT OF PARTS KIT, FSN 2910-718-7996)		EA	4	*	*	*	*	*	*	*	*	8A	3
X		PLATE, THROTTLE C21-176 (79960)		EA	1									8A	4
X	20	BUSHING, SLEEVE: THROTTLE SHAFT C9-75 (79960)		EA	2									8A	5
X		RETAINER SHAFT, SEAL CT52-57 (79960) (COMPONENT OF PARTS KIT, FSN 2910-718-7996)		EA	2									8A	6
X		SEAL, THROTTLE SHAFT CT48-9 (79960) (COMPONENT OF PARTS KIT, FSN 2910-718-7996)		EA	2									8A	7
P	2910-354-4710	SHAFT AND LEVER ASSEMBLY C29-91 (79960)		EA	1	*	2	2	*	2	2	16	12	8A	8
P	5305-984-6195	SCREW, MACHINE: THROTTLE STOP, NO. 8-32 THD SIZE, 3/4 IN. LG MS35206-249 (96906)		EA	1	*	*	*	*	*	*	*	*	8A	9
X		PIN, TAPERED, PLAIN: STOP LEVER CT63-9 (79960)		EA	1									8A	10
X		LEVER, THROTTLE CR27-163 (79960)		EA	1									8A	11
X		SHAFT, THROTTLE C23-186 (79960)		EA	1									8A	12
X	20	PLUG, PIPE: FUEL INLET, 1/8 IN. T911-3 (79960)		EA	2									8A	13
X		NEEDLE, IDLE ADJUSTING C46-6 (79960) (COMPONENT OF PARTS KIT, FSN 2910-718-7996)		EA	1									8A	14
P	2910-367-3621	SPRING, HELICAL COMPRESSION: IDLE NEEDLE C111-17 (79960)		EA	1	*	2	2	*	2	2	20	16	8A	15
P	5310-02-6915	NUT, PLAIN, HEXAGON: CHOKE SHAFT, NO. 8-36 THD SIZE T22S8 (79960)		EA	1	*	*	*	*	*	*	*	*	8A	16
P	5310-013-8530	WASHER, LOCK: CHOKE SHAFT NUT, 0.320 IN. ID, 0.594 IN. 00, 0.028 IN. THK T45-8 (79960)		EA	1	*	*	*	*	*	*	*	*	8A	17
X		SCREW, CAP, HEXAGON HEAD: LEVER SWIVEL T8S8-7 (79960)		EA	1									8A	18
X		LEVER CHOKE C10-2 (79960)		EA	1									8A	19
X		PLATE, CHOKE C101-80 (79960)		EA	1									8A	20
X		PLUG EXPANSION: SHAFT HOLE CR37-1X1 (79960) (COMPONENT OF PARTS KIT, FSN 2910-718-7996)		EA	1									8A	21

(1) SMR CODE	(2) FEDERAL STOCK NUMBER	(3) DESCRIPTION REF. NUMBER & MFR CODE	(4) USABLE ON CODE	(5) UNIT OF MEAS	(6) 30-DAY DS MAINT ALLOWANCE	(7) 30-DAY GS MAINT ALLOWANCE			(8) 1-YR ALW PER 100 EQUIP CNTGCT	(9) DEPOT MAINT ALW PER 100 EQUIP	(10) ILLUSTRATION	
						(a)	(b)	(c)			(a)	(b)
						1-20	21-50	51-100			1-20	21-50
X1		RETAINER, PACKING: SHAFT C131-4X2 (79960) (COMPONENT OF PARTS KIT, FSN 2910-718-7996)	EA	1							8A	22
X20		SHAFT, STRAIGHT: CHOKE C105-269 (79960)	EA	1							8A	23
X1		NEEDLE, ADJUSTING: MAIN JET C71-21 (79960)	EA	1							8A	24
X1		WASHER, NONMETALLIC: MAIN JET T56-23 (79960) (COMPONENT OF PARTS KIT, FSN 2910-718-7996)	EA	1							8A	25
X1		JET, MAIN C52-7-26 (79960)	EA	1							8A	26
X1		WASHER, NONMETALLIC: MAIN JET T56-24 (79960) (COMPONENT OF PARTS KIT, FSN 2910-718-7996)	EA	1							8A	27
X1		PLUG: BOWL DRAIN C138-211 (79960)	EA	1							8A	28
X1		DISC, INTAKE DRAIN C135-29 (79960)	EA	1							8A	29
X1		PACKING PREFORMED: CHOKE CT574 (79960) (COMPONENT OF PARTS KIT, FSN 2910-718-7996)	EA	1							8A	30
P 0	5305-826-1783	SCREW, MACHINE: BOWL TO BODY, NO. 10-32 THD SIZE, 0.625 IN. LG T301510-10 (79960) (COMPONENT OF PARTS KIT, FSN 2910-718-7996)	EA	4	*	*	*	*	*	*	8A	31
X1		BOWL, FUEL: CARBURETOR B3-121A1 (79960)	EA	1							8A	32
X1		JET, DISCHARGE C66-114-60 (79960) (COMPONENT OF PARTS KIT, FSN 2910-718-7996)	EA	1							8A	33
X1		WASHER NONMETALLIC: DISCHARGE JET T56-8 (79960) (COMPONENT OF PARTS KIT, FSN 2910-718-7996)	EA	1							8A	34
X20		VENTURI B38-74-18 (79960)	EA	1							8A	35
X1		TUBE, IDLE FILLER C63-224 (79960)	EA	1							8A	36
X1		JET, WELL VENT C77-18-12 (79960) (COMPONENT OF PARTS KIT, FSN 2910-718-7996)	EA	1							8A	37
X1		GASKET: BOWL TO BODY C142-68 (79960) (COMPONENT OF PARTS KIT, FSN 2910-718-7996)	EA	1							8A	38
X1		PIN, STRAIGHT, HEADLESS: AXLE FLOAT C120-(79960) (COMPONENT OF PARTS KIT, FSN 2910-718-7996)	EA	1							8A	39
X1		FLOAT, CARBURETOR C85-28 (79960)	EA	1							8A	40
X1		VALVE AND SEAT, FUEL C81-50a-35 (79960) (COMPONENT OF PARTS KIT, FSN 2910-718-7996)	EA	1							8A	41

(1) SMR CODE	(2) FEDERAL STOCK NUMBER	(3) DESCRIPTION REF. NUMBER & MFR CODE	(4) USABLE ON CODE	(5) UNIT OF MEAS	(6) 30-DAY DS MAINT ALLOWANCE	(7) 30-DAY GS MAINT ALLOWANCE			(8) 1-YR ALW PER 100 EQUIP CNTGCT	(9) DEPOT MAINT ALW PER 100 EQUIP	(10) ILLUSTRATION				
						(a)	(b)	(c)			(a)	(b)	(c)	(a)	(b)
						1-20	21-50	51-100			1-20	21-50	51-100	FIG NO.	ITEM NO.
X1		WASHER, NONMETALLIC: FUEL VALVE T56-20 (79960) (COMPONENT OF PARTS KIT, FSN 2910-718-7996)	EA	1							8A	42			
X1		JET, IDLE C55-6-12 (79960) (COMPONENT OF PARTS KIT, FSN 2910-718-7996)	EA	1							8A	43			
X1		BODY, THROTTLE B12-12158 (79960)	EA	1							8A	44			
X20		SETSCREW: COLLAR, NO 10-32 THD SIZE, 1/4 IN. LG XE61 (66289)	EA	1							9	1			
P 0	5315-839-2325	PIN, COTTER: GOVERNOR CONTROLS, 1/16 IN. DIA, 1/2 IN. LG MS24665-132 (96906)	EA	3							9	2			
P 0	2805-5368835	LEVER, CONTROL: GOVERNOR VE527W (66289)	EA	1	*	2	2	*	2	2	16	12	9	3	
X20		COLLAR, SHAFT STOP: GOVERNOR CONTROL VE542B (66289)	EA	1									9	4	
P 0	5315-816-1794	PIN, COTTER: CHAIN TO LEVER, 3/32 IN. DIA 3/4 IN. LG X17 (66289)	EA	1	*	*	*	*	*	*	*	*	9	5	
X20		CHAIN, WELDLESS: GOVERNOR CONTROL 10 (66289) (9 IN. REQUIRED)	EA	1									9	6	
P 0	5305-984-6189	SCREW, MACHINE: PIN TO LEVER, NO. 8-32 THD SIZE, 1/4 IN. LG MS35206-241 (96906)	EA	1	*	*	*	*	*	*	*	*	9	7	
P 0	2990-205-4649	SPRING, HELICAL, EXTENSION: GOVERNOR CONTROL PM75 (66289)	EA	1	3	5	10	3	5	10	120	100	9	8	
P 0	2995-197-5863	SPRING, HELICAL, COMPRESSION: GOVERNOR CONTROL PM111-1 (66289)	EA	1	3	5	10	3	5	10	120	100	9	9	
P 0	5315-272-6827	PIN, STRAIGHT, THREADED: GOVERNOR CONTROL, NO. 10-32 THD SIZE, 2 IN. LG P1115E (66289)	EA	1	9*	*	*	*	*	*	*	*	9	10	
X20		RETAINER: ADJUSTING SCREW SPRING PK121 (66289)	EA	1									9	11	
P 0	5310-353-5895	NUT, LOCK: ADJUSTING SCREW, NO. 10-32 THD SIZE PD173A (66289)	EA	1	*	*	*	*	*	*	*	*	9	12	
P 0	5310-285-1623	WASHER, FLAT: LEVER, 5/16 IN. ID, 5/8 IN. 00, 1/16 IN. THK PH77 (66289)	EA	1									9	13	
P 0	5315-366-6291	PIN, STRAIGHT, HEADLESS: ADJUSTING SCREW SWIVEL, 0.373 IN. DIA, 3/4 IN. LG TC368A (66289)	EA	1	*	*	*	*	*	*	*	*	9	14	
X20		LEVER, GOVERNOR CONTROL VB134C (66289)	EA	1									9	15	
P 0	5305-071-2511	SCREW, CAP, HEXAGON HEAD: GOVERNOR MTG, 1/14-20 THD SIZE, 2 IN. LG MS90728-14 (96906)	EA	2	*	*	*	*	*	*	*	*	10	1	
P 0	5306-299-2393	SCREW, CAP, HEXAGON HEAD: GOVERNOR MTG, 1/4-20 THD SIZE, 3/4 IN. LG XD6 (66289)	EA	2	*	*	*	*	*	*	*	*	10	2	
P 0	5310-261-7341	WASHER, LOCK: GOVERNOR MTG, 1/4 IN. SCREW SIZE PE3 (66289)	EA	4	*	*	*	*	*	*	*	*	10	3	

(1) SMR CODE	(2) FEDERAL STOCK NUMBER	(3) DESCRIPTION REF. NUMBER & MFR CODE	(4) USABLE ON CODE	(5) UNIT OF MEAS	(6) 30-DAY DS MAINT ALLOWANCE	(7) 30-DAY GS MAINT ALLOWANCE			(8) 1-YR ALW PER 100 EQUIP CNTGCT	(9) DEPOT MAINT ALW PER 100 EQUIP	(10) ILLUSTRATION				
						(a)	(b)	(c)			(a)	(b)	(c)	(a)	(b)
						1-20	21-50	51-100			1-20	21-50	51-100	FIG NO.	ITEM NO.
P F	2990-275-6759	SHAFT ASSEMBLY, GOVERNOR: DRIVE TC388-3 (66289)	EA	1	*	2	2	*	2	2	16	12	10	4	
P F	5330-187-3635	PACKING, PREFORMED: GOVERNOR SHAFT JK55 (66289)	EA	1	3	5	10	3	5	10	120	100	10	5	
P20 R	2990-294-1916	GOVERNOR, GASOLINE ENGINE T96S1 (66289)	EA	1	*	*	*	*	*	*	5	*	10	6	
X1		FLYWEIGHT, GOVERNOR TC405A (66289)	EA	1									10	7	
P F	5310-276-2821	WASHER, FLAT: GEAR BUSHING, 0.442 IN. ID, 1.125 IN. OD, 0.022 IN. THK PH313A (66289)	EA	1	*	*	*	*	*	*	*	*	10	8	
P F		BUSHING, GOVERNOR GEAR TC389A1 (66289)	EA	1	*	2	2	*	2	2	16	12	10	9	
P F	2990-464-3619	GEAR, GOVERNOR GD100A 1 (66289)	EA	1	*	2	2	2	2	16	12	10	10		
X1		FLYWEIGHT, GOVERNOR TC322DS1 (66289)	EA	2									10	11	
X1		PIN, STRAIGHT, HEADED: FLYWEIGHT TC328D (66289)	EA	1									10	12	
P F	5315-616-4492	PIN, SPRING, ROLL: FLYWEIGHT, 0.188 IN. DIA, 1.125 IN. LG PA340 (66289)	EA	2	*	*	*	*	*	*	*	*	10	13	
P F	2990-657-4467	BEARING AND SLEEVE, THRUST TC3918 (66289)	EA	1	*	2	2	*	2	2	16	12	10	14	
X1		HOUSING ASSEMBLY, GOVERNOR TC422BS1 (66289)	EA	1									10	15	
P F	5315-221-6005	PIN, TAPERED, PLAIN: CLEVIS, 0.156 IN. DIA, 0.750 IN. LG XH1 (66289)	EA	1	*	*	*	*	*	*	*	*	10	16	
X2F		CLEVIS, ROD END VB166 (66289)	EA	1									10	17	
X1		GASKET, GOVERNOR HOUSING QD638A (66289) (COMPONENT OF GASKET SET, FSN 2805-720-4773)	EA	1									10	18	
P F	3040-353-5948	SHAFT AND LEVER: GOVERNOR HOUSING TC428C (66289)	EA	1	*	2	2	*	2	2	16	12	10	19	
P F	5330-6k0-9612	PACKING, PREFORMED: OIL SEAL AN6227-3 (8801144)	EA	1	5	7	15	5	7	15	180	148	10	20	
P F	4730-278-3397	PLUG, PIPE: GOVERNOR HOUSING, 1/8 IN. NPT PF 18 (66289)	EA	1	*	*	*	*	*	*	*	*	10	21	
X2F		PLUG, EXPANSION: GOVERNOR HOUSING, 1/2 IN. SA52 (66289)	EA	1									10	22	
X1		HOUSING GOVERNOR TC422B (66289)	EA	1									10	23	
P 0	5315-839-2325	PIN, COTTER: THROTTLE END, 1/16 IN. DIA, 1/2 IN. LG X1-1 (6628.9)	EA	1	*	*	*	*	*	*	*	*	10	24	
X20		ROD, CONTROL: THROTTLE VE555A (66289)	EA	1									10	25	
P 0	5310-655-6314	WASHER, LOCK: SPARK PLUG WIRE CLIP MTG 1/4 IN. SCREW SIZE PE34A 166289)	EA	1	*	*	*	*	*	*	*	*	11	1	
X20		CLIP, CABLE: SPARK PLUG WIRE PG559 (66289)	EA	1									11	2	

(1) SMR CODE	(2) FEDERAL STOCK NUMBER	(3) DESCRIPTION REF. NUMBER & MFR CODE	(4) USABLE ON CODE	(5) UNIT OF MEAS	(6) 30-DAY DS MAINT ALLOWANCE	(7) 30-DAY GS MAINT ALLOWANCE			(8) 1-YR ALW PER 100 EQUIP CNTGCT	(9) DEPOT MAINT ALW PER 100 EQUIP	(10) ILLUSTRATION				
						(a)	(b)	(c)			(a)	(b)	(c)	(a)	(b)
						1-20	21-50	51-100			1-20	21-50	51-100	FIG NO.	ITEM NO.
X20		WIRE ASSEMBLY, SPARK PLUG: SHIELDED MS51011-10 (96906)		EA	2							11	3		
P 0	2920-810-7082	PLUG, SPARK: GASOLINE ENGINE MS51009-1 (96906)		EA	2	6	13	25	6	13	25	300	200	11	4
X20		SCREW, CAP, HEXAGON HEAD: MAGNETO MTG, 3/8-16 THD SIZE, 2 1/4 IN. LG XD33 (66289)		EA	2									11	5
P 0	5310-595-7237	WASHER, LOCK: MAGNETO MTG, 3/8 IN. SCREW SIZE PE56A (66289)		EA	2	*	*	*	*	*	*	*	*	11	6
P 0	5310-061-1258	WASHER, LOCK: MAGNETO MTG, 3/8 IN. SCREW SIZE PE76A (66289)		EA	1	*	*	*	*	*	*	*	*	11	7
P 0	5310-012-3221	NUT, PLAIN, HEXAGON: MAGNETO MTG, 3/8-16 THD SIZE PD79 (66289)		EA	1	*	*	*	*	*	*	*	*	11	8
X1		GASKET: MAGNETO MTG Q0616 (66289) (COMPONENT OF GASKET SET, FSN 2805-720-4773)		EA	1									11	9
P 0		WIRE ASSEMBLY, GROUND SWITCH: MAGNETO TO SWITCH YD209 (66289)		EA	1	*	2	2	.	2	2	16	12	11	10
P20 R	2920-540-7144	MAGNETO, IGNITION XHS2390 (79575)		EA	1	*	*	*	*	*	*	5	*	11	11
X2F		SCREW MACHINE: COVER MTG 9138 (79575)		EA	4									12	1
P F	5310-082-1404	WASHER, FLAT: COVER MTG, NO. 6 SCREW SIZE MS27183-6 (96906)		EA	4	*	*	*	*	*	*	*	*	12	2
P F	2920-787-0A80	COVER UNIT: MAGNETO X7910 (79575)		EA	1	*	2	2	.	2	2	16	12	12	3
X1		GASKET, LEAD: COVER 7871 1 (79575) COCPONENT OF REPAIR KIT, FSN 2920-712-1267)		EA	1									12	4
P F	5305-281-8308	SCREW ASSEMBLED WASHER: CONDENSER MTG, NO. 8-32 THD SIZE, 0.375 IN. LG 511 (79575)		EA	2	*	*	*	*	*	*	*	*	12	5
X1		CONDENSER X7720 (79575) (COMPONENT OF REPAIR KIT, FSN 2920-712-1267)		EA	1									12	6
X2F		SCREW, MOUNTING: TERMINAL GROUP 1XA76 (79575)		EA	3									12	7
X2F		WASHER, LOCK: TERMINAL GROUP MTG 2635 (79575)		EA	3									12	8
X2F		TERMINAL GROUP: HIGH TENSION X7892 (79575)		EA	1									12	9
X2F		SPRING, HELICAL, COMPRESSION: COIL CONTACT 6732 (79575)		EA	2									12	10
X1		LOCK, PIN: BREAKER ARM 4210 (79575) (COMPONENT OF REPAIR KIT, FSN 2920-712-1267)		EA	1									12	11
P F	5310-286-2806	WASHER, FLAT: BREAKER ARM, 0.187 IN. ID, 0.312 IN. 00, 0.020 IN. THK 3219 (79575)		EA	1	*	*	*	*	*	*	*	*	12	12

(1) SMR CODE	(2) FEDERAL STOCK NUMBER	(3) DESCRIPTION REF. NUMBER & MFR CODE	(4) USABLE ON CODE	(5) UNIT OF MEAS	(6) 30-DAY DS MAINT ALLOWANCE	(7) 30-DAY GS MAINT ALLOWANCE			(8) 1-YR ALW PER 100 EQUIP CNTGCT	(9) DEPOT MAINT ALW PER 100 EQUIP	(10) ILLUSTRATION				
						(a)	(b)	(c)			(a)	(b)	(c)	(a)	(b)
						1-20	21-50	51-100			1-20	21-50	51-100	FIG NO.	ITEM NO.
X2F		WASHER, FLAT: BREAKER POINT 10407 (79575)		EA	3							12	13		
P F	5305*-282-9829	SCREW ASSEMBLED WASHER: BREAKER SPRING CLAMP, NO. 6-32 THD SIZE, 5/16 IN. LG 5431 (79575)		EA	1	*	*	*	*	*	*	12	14		
X1		POINT, SET: BREAKER, CONTACT X8551 (79575) (COMPONENT OF REPAIR KIT, FSN 2920-712-1267)		EA	1							12	15		
P F	5305-206-3716	SCREW, MACHINE: TERMINAL, NO. 6-32 THD SIZE, 3/8 IN. LG M35214-25 (96906)		EA	1	*	*	*	*	*	*	12	16		
X2F		LEAD, ELECTRICAL: CONDENSER TO BREAKER X7872 (79575)		EA	1							12	17		
P F	5305-281-8308	SCREW ASSEMBLED WASHER: GROUND TERMINAL BRACKET AND CORE CLAMP MTG. NO. 8-32 THD SIZE, 0.375 IN. LG 5411 (79575)		EA	4	*	*	*	*	*	*	12	18		
X1		BRACKET, GROUND TERMINAL X7724 (79575)		EA	1							12	19		
X2F		FELT STRIP: BREAKER ARM 7644 (79575)		EA	1							12	20		
X2F		SCREW, MACHINE: FIXED CONTACT MTG 5900 (79575)		EA	2							12	21		
X2F		WASHER, FLAT: BREAKER POINT 5717 (79575)		EA	1							12	22		
X2F		FELT STRIP: CAM WIPER 6984 (79575)		EA	1							12	23		
X2F		CLAMP, ELECTRICAL: COIL CORE 5633 (79575)		EA	2							12	24		
P F	2920-335-176	COIL, MAGNETO X7895 (79575)		EA	1	*	2	2	*	12	2	6	12	25	
P F	2920-428-3751	CORE, MAGNETO COIL X5524 (79575)		EA	1	*	2	2	*	2	2	16	12	26	
X2F		SETSCREW IMPULSE HS5196-53 (96906)		EA	1							12	27		
X2F		NUT, SETSCREW: IMPULSE 4589 (79575)		EA	1							12	28		
X1		HOUSING ASSEMBLY, MAIN X8598 (79575)		EA	1							12	29		
P F	2920-607-1324	COUPLING, MAGNETO: IMPULSE X8774 (79575)		EA	1	*	2	2	*	2	2	12	10	13	1
X1		RING, LOCK: IMPULSE 6424 (79575)		EA	1							13	2		
X1		WASHER, THRUST: IMPULSE LOCKNUT 6425 (79575)		EA	1							13	3		
X1		CUP, DRIVE: IMPULSE SPRING 2061A (79575)		EA	1							13	4		
X1		SPRING, SPIRAL, TORSION: IMPULSE DRIVE 15-186 (79575)		EA	1							13	5		
X1		NUT, LOCK: IMPULSE 8739 (79575)		EA	1							13	6		
X1		WASHER, SPACER: DRIVE CUP 7908 (79575)		EA	1							13	7		

(1) SMR CODE	(2) FEDERAL STOCK NUMBER	(3) DESCRIPTION REF. NUMBER & MFR CODE	(4) USABLE ON CODE	(5) UNIT OF MEAS	(6) 30-DAY DS MAINT ALLOWANCE	(7) 30-DAY GS MAINT ALLOWANCE			(8) 1-YR ALW PER 100 EQUIP CNTGCT	(9) DEPOT MAINT ALW PER 100 EQUIP	(10) ILLUSTRATION				
						(a)	(b)	(c)			(a)	(b)	(c)	(a)	(b)
						1-20	21-50	51-100			1-20	21-50	51-100	FIG NO.	ITEM NO.
X1		WASHER FLAT: DRIVEN FLANGE SPACER M42XA (79575)		EA	1							13	8		
X1		RETAINER, DRIVE SPRING 2288 (79575)		EA	1							13	9		
P F	2920-366-6296	ARM, TRIP: BREAKER CONTROL POINT A179X (79575)		EA	1	*	2	2	*	2	2	12	10		
X1		SPACER, DRIVE FLANGE 2122 (79575)		EA	1							13	11		
X1		SPRING, ARM TRIP 6585 (79575)		EA	1							13	12		
X1		FLANGE, DRIVEN X6586 (79575)		EA	1							13	13		
X1		SLINGER, OIL 6204(79575) (COMPONENT OF REPAIR KIT, FSN 2920-712-1267)		EA	1							13	14		
P F	2920-335-4179	GEAR, DRIVE 7057 (79575)		EA	1	*	2	2	*	2	2	12	10		
X2F		SCREW, MACHINE: IMPULSE STOP 6465 (79575)		EA	4							13	16		
X2F		PLATE: IMPULSE STOP X8555 (79575)		EA	1							13	17		
P F	5330-297-4578	GASKET: IMPULSE STOP 5519 (79575)		EA	1	*	2	2	*	2	2	16	12		
X1		SEAL, OIL 6199 (79575) (COMPONENT OF REPAIR KIT, FSN 2920-712-1267)		EA	1							13	19		
P F	2920-353-6609	SLEEVE, BEARING: IMPULSE SPACER 5518 (79575)		EA	1	2	2	2	2	2	2	24	16		
P F	2920-374-3481	BEARING, UNIT, BALL X7672 (79575)		EA	1	2	2	2	2	2	2	24	16		
X1		RING, ROTOR: BEARING RETAINER 5516 (79575) (COMPONENT OF REPAIR KIT, FSN 2920-712-1267)		EA	1							13	22		
X1		BEARING, BALL, ANNULAR: ROTOR 7617 (79575)		EA	1							13	23		
X1		RETAINER, BEARING 5567 (79575)		EA	1							13	24		
X2F		SHIELD, BALL BEARING 5926 (79575)		EA	1							13	25		
X2F		SPACER, BEARING 5520 (79575)		EA	1							13	26		
P F	2920-740-2873	ROTOR Y7569 (79575)		EA	1	2	2	4	2	2	4	48	36		
X1		BUSHING BREAKER PLATE 5610 (79575) (COMPONENT OF REPAIR KIT, FSN 2920-712-1267)		EA	1							13	28		
P O	2940-542-3807	HOSE ASSEMBLY, RUBBER: OIL FILTER, INLET RM1319G (66289)		EA	1	3	5	10	3	5	10	120	100		
X20		TEE, PIPE, STREET: OIL LINE RF1301 (66289)		EA	1							14	2		
P O	4730-266-0532	ADAPTER, STRAIGHT, PIPE TO TUBE: OIL LINE, 7/16 IN. UNF ON TUBE END, 1/8 IN. NPTF ON PIPE END RF269 (66289)		EA	1	*	*	*	*	*	*	*	*		

(1) SMR CODE	(2) FEDERAL STOCK NUMBER	(3) DESCRIPTION REF. NUMBER & MFR CODE	(4) USABLE ON CODE	(5) UNIT OF MEAS	(6) 30-DAY DS MAINT ALLOWANCE	(7) 30-DAY GS MAINT ALLOWANCE			(8) 1-YR ALW PER 100 EQUIP CNTGCT	(9) DEPOT MAINT ALW PER 100 EQUIP	(10) ILLUSTRATION				
						(a)	(b)	(c)			(a)	(b)	(c)	(a)	(b)
						1-20	21-50	51-100			1-20	21-50	51-100	FIG NO.	ITEM NO.
X20		ELBOW, PIPE TO TUBE: OIL FILTER, INLET RF270-(66289)	EA	1							14	4			
P 0	2910-788-3702	LINE ASSEMBLY, RUBBER: OIL FILTER, OUTLET RM1319B (66289)	EA	1	2	2	2	2	2	2	24	12	14	5	
P 0	5306-225-8497	BOLT, MACHINE: OIL FILTER STRAP AND BRACKET MTG, 5/16-18 THD SIZE, 3/4 IN. LG MS90725-32 (96906)	EA	8	*	*	*	*	*	*	*	*	14	6	
X20		BRACKET, OIL FILTER: GASOLINE ENGINE 559756 (07464)	EA	1									14	7	
P 0	5310-013-4556	NUT, PLAIN, HEXAGON: OIL FILTER STRAP AND BRACKET MTG, 5/16-18 THD SIZE PD78 (66289)	EA	8	*	*	*	*	*	*	*	*	14	8	
P 0	5310-010-3320	WASHER, LOCK: OIL FILTER STRAP AND BRACKET NTG, 5/16 IN. SCREW SIZE PE4 (66289)	EA	8	*	*	*	*	*	*	*	*	14	9	
X20		FILTER, FLUID, PRESSURE: OIL 8133 (73370)	EA	1									14	10	
X20		STRAP, MOUNTING: OIL FILTER 10757 (73370)	EA	1									14	11	
P 0	5305-984-568:	SCREW, MACHINE: OIL FILTER STRAP, 5/16-18 THD SIZE 2 1/2 IN. LG Ms35206-304 (96906)	EA	1	*	*	*	*	*	*	*	*	14	12	
P 0	5310-012-0379	WASHER, LOCK: OIL FILTER STRAP, 5/16 IN. SCREW SIZE 10113 (73370)	EA	1	*	*	*	*	*	*	*	*	14	13	
P 0	5310-012-0399	NUT, PLAIN, SQUARE: OIL FILTER STRAP, 5/16-18 THD SIZE 12384 (73370)	EA	1	*	*	*	*	*	*	*	*	14	14	
X20		COVER, OIL FILTER 8113 (73370)	EA	1									14	15	
P o	5330-298-0775	WASHER, NONMETALLIC: FILTER ELEMENT 7418105 (19207)	EA	1	3	5	10	3	5	10	120	100	14	16	
P O	2940-529-2738	FILTER ELEMENT, FLUID PRESSURE 5020 (73370)	EA	1	3	7	13	3	7	13	160	100	14	17	
X1		BODY, OIL FILTER 8134 (73370)	EA	1									14	18	
X20		CABLE ASSEMBLY, STARTER YL182 (66289)	EA	1									15	1	
P 0	5305-013-1375	SCREW, MACHINE: SOLENOID MTG, 1/1-20 THD SIZE 3/8 IN. LG MS35223-79 (9906)	EA	2	*	*	*	*	*	*	*	*	15	2	
P 0	5310-010-3319	WASHER, LOCK: SOLENOID MTG, 0.255 IN. ID, 0.193 IN. OD, 0.062 IN. THK PE3 (66289)	EA	2	*	*	*	*	*	*	*	*	15	3	
P 0	2920-62-8634	SWITCH SOLENOID: ENGINE STARTING YC49 (66289)	EA	1	2	2	2	2	2	2	24	16	15	4	
P 0	5305-558-3012	SCREW, CAP, HEXAGON HEAD: STARTER BRACKET MTG, 1/11-20 THD SIZE, 3/4 IN. LG XD6 (66289)	EA	2									15	5	
P 0	5310-194-1540	WASHER, FLAT: STARTER BRACKET MTG, 0.281 IN. ID, 0.625 IN. OD, 0.051 IN. THK PH30 (66289)	EA	2	*	*	*	*	*	*	*	*	15	6	
X20		BRACKET, MOUNTING: STARTER PG516A (66289)	EA	1									15	7	

(1) SMR CODE	(2) FEDERAL STOCK NUMBER	(3) DESCRIPTION REF. NUMBER & MFR CODE	(4) USABLE ON CODE	(5) UNIT OF MEAS	(6) 30-DAY DS MAINT ALLOWANCE	(7) 30-DAY GS MAINT ALLOWANCE			(8) 1-YR ALW PER 100 EQUIP CNTGCT	(9) DEPOT MAINT ALW PER 100 EQUIP	(10) ILLUSTRATION				
						(a)	(b)	(c)			(a)	(b)	(c)	(a)	(b)
						1-20	21-50	51-100			1-20	21-50	51-100	FIG NO.	ITEM NO.
P20 R	2920-529-7652	STARTER ELECTRIC: GASOLINE ENGINE MBP4012T (19728)		EA	1	*	*	.	*	*	*	5	*	15	8
X20		NUT, PLAIN, HEXAGON: TERMINAL STUD X180 (19728)		EA	1									15	9
P 0	5310-010-3320	WASHER, LOCK: TERMINAL STUD, 5/16 IN. SCREW SIZE 12X1014 (19728)		EA	1	*	*	*	*	*	*	*	*	15	10
X20		SCREW, MACHINE: COVER BAND RETAINING, NO. 10-32 THD SIZE, 1 1/2 IN. LG X2882 (19728)		EA	1									15	11
P 0	5310-013-1381	NUT, PLAIN, HEXAGON: COVER BAND RETAINING, NO. 10-32 THD SIZE X2875 (19728)		EA	1	*	*	*	*	*	*	*	*	15	12
P 0	2920-353-7422	BAND, COVER: ELECTRICAL BRUSHES MZ 1024AD (19728)		EA	1	*	2	2	*	2	2	16	12	15	13
P F	5310-043-1680	SCREW, MACHINE: HEAD MTG, NO. 10-32 THD SIZE, 3/8 IN. LG 20X902 (19728)		EA	*	*	*	*	*	*	*	*	*	15	14
P F	5310-209-4975	WASHER, LOCK: HEAD MTG, NO. 10-32 SCREW SIZE 12X196 (19728)		EA	8	*	*	*	*	*	*	*	*	15	15
X1		HEAD ASSEMBLY, COMMUTATOR END MBP2002B (19728)		EA	1									15	16
X1		BRUSH, GROUNDED MBP1034AS (19728)		EA	2									15	17
P F	2920-659-6916	SPRING, BRUSH MZ19CS (19728)		EA	4	*	2	2	*	2	2	16	12	15	18
P F	2920-3-6-5974	FELT, WICK MAD110 (19728)		EA	1	*	2	2	*	2	2	16	12	15	19
X2F		SCREW, MACHINE: PINION MTG, NO. 10-32 THD SIZE, 31/32 IN. LG M252B (19728)		EA	4									15	20
P F	2920-6o0-7776	PINION ASSEMBLY PS1330A (19728)		EA	1	*	2	2	.	2	2	16	12	15	21
P F	2920-604-7774	CAP, BEARING MZ358A (19728)		EA	1	2	2	3	2	2	3	36	24	15	22
P F	2920-294-4115	BEARING, SLEEVE, BRONZE MZ36((19728)		EA	1	2	2	3	2	2	3	36	24	15	23
P F	5330-508-1111	SEAL, OIL XA832 (19728)		EA	1	3	5	10	3	5	10	120	100	15	24
X1		DRIVE ASSEMBLY EBB44B (19728)		EA	1									15	25
X2F		SCREW, MACHINE: INTERMEDIATE BEARING, NO. 8-32 THD SIZE, 3/8 IN. LG 20X63 (19728)		EA	4									15	26
P F	5330-282-6112	WASHER, THRUST: INTERMEDIATE BEARING MU54 (19728)		EA	1	*	2	2	*	2	2	16	12	15	27
P F	2920-604-7773	BEARING ASSEMBLY: INTERMEDIATE MZ1360A (19728)		EA	1	2	2	3	2	2	3	36	24	15	28
P F	5330-559-6862	GASKET: INTERMEDIATE BEARING MZ359A (19728)		EA	1	2	2	4	2	2	4	48	40	15	29
X2F		KEY WOODRUFF: ARMATURE X261 (19728)		EA	1									15	30
X1		ARMATURE ASSEMBLY MBP3366FT (19728)		EA	1									15	31

(1) SMR CODE	(2) FEDERAL STOCK NUMBER	(3) DESCRIPTION REF. NUMBER & MFR CODE	(4) USABLE ON CODE	(5) UNIT OF MEAS	(6) 30-DAY DS MAINT ALLOWANCE	(7) 30-DAY GS MAINT ALLOWANCE			(8) 1-YR ALW PER 100 EQUIP CNTGCT	(9) DEPOT MAINT ALW PER 100 EQUIP	(10) ILLUSTRATION				
						(a)	(b)	(c)			(a)	(b)	(c)	(a)	(b)
						1-20	21-50	51-100			1-20	21-50	51-100	FIG NO.	ITEM NO.
X2F		WASHER THRUST: ARMATURE P90-539 119728)		EA	2							15	32		
P F	5977-553-6336	BRUSH SET, ELECTRICAL CONTACT MBW2012CS (19728)		EA	1	*	2	2	*	2	2	16	12	15	33
X1		FRAME AND FIELD ASSEMBLY MBP2001BS (19728)		EA	1									15	34
X20		WIRING HARNESS, ELECTRICAL: GENERATOR TO VOLTAGE REGULATOR 559755 (07464)		EA	1									16	1
P 0	3030-529-0o3	BELT, V: GENERATOR DRIVE A38 (08132)		EA	1	3	5	10	3	5	10	120	100	16	2
P 0	5305-269-3211	SCREW, CAP, HEXAGON HEAD: TENSION BAR, 3/8-16 THD SIZE, 1 IN. LG MS90725-60 (96906)		EA	2	*	*	*	*	*	*	*	*	16	3
P 0	5310-637-951	WASHER, LOCK: GENERATOR TENSION BAR, 3/8 IN. SCREW SIZE MS35338-6 (96906)		EA	2	*	*	*	*	*	*	*	*	16	4
P 0	5310-778-2813	NUT, PLAIN, HEXAGON: GENERATOR TENSION BAR, 3/8-16 THD SIZE MS51967-7 (96906)		EA	2	*	*	*	*	*	*	*	16	5	
X20		BAR, TENSION: GENERATOR 559560 (07464)		EA	1									16	6
P 0	5305-045-1988	SCREW, CAP, HEXAGON HEAD: GENERATOR MTG, 7/16-14 THD SIZE, 1 1/4 IN. LG MS90725-87 (96906)		EA	2	*	*	*	*	*	*	*	*	16	7
P 0	5310-85-3228	WASHER, LOCK: GENERATOR MTG, 7/16 IN. SCREW SIZE MS35333-33 (96906)		EA	1	*	*	*	*	*	*	*	*	16	8
P 0	5310-899-9153	NUT, PLAIN HEXAGON: GENERATOR MTG, 7/16-14 THD SIZE MS51967-10 (96906)		EA	2	*	*	*	*	*	*	*	*	16	9
P20 R	2920-391-2989	GENERATOR, ACCESSORY: GASOLINE ENGINE 1105993 (16764)		EA	1	*	*	*	*	*	*	5	*	16	10
X20		COVER ACCESS: BRUSH 1924878 (16764)		EA	1									16	11
P 0	5305-95-3442	SCREW, MACHINE: COVER, NO. 10-32 THD SIZE 1 1/4 IN. LG MS35207-268 (96906)		EA	1	*	*	*	*	*	*	*	*	16	12
P 0	5310-939-1193	NUT, PLAIN, SQUARE: COVER, NO. 10-32 THD SIZE 1935960 (16764)		EA	1	*	*	*	*	*	*	*	*	16	13
P 0	5305-889-3002	SCREW ASSEMBLED WASHER: BRUSH RETAINING, NO. 8-32 THD SIZE, 0.312 IN. LG MS35206-242 (96906)		EA	2	*	*	*	*	*	*	*	*	16	14
P 0	5977-391-0640	BRUSH, ELECTRICAL CONTACT 1906935 (1676)		EA	2	2	2	3	2	2	3	36	24	16	15
X2F		BOLT MACHINE: THRU 188685 (16764)		EA	2									17	1
X2F		WASHER LOCK: THRU BOLT 9421424 (1676)		EA	2									17	2
X2F		SCREW ASSEMBLED WASHER: PLATE 274937 (1676N)		EA	3									17	3
X1		END BELL, ELECTRICAL ROTATING EQUIPMENT: COMMUTATOR END 1941684 (16764)		EA	1									17	4
P F	5977-918-5567	AR, ELECTRICAL BRUSH: GENERATOR 1944373 (16764)		EA	2	2	2	2	2	2	2	24	20	17	5

(1) SMR CODE	(2) FEDERAL STOCK NUMBER	(3) DESCRIPTION REF. NUMBER & MFR CODE	(4) USABLE ON CODE	(5) UNIT OF MEAS	QTY INC IN UNIT	(6) 30-DAY DS MAINT ALLOWANCE			(7) 30-DAY GS MAINT ALLOWANCE			(8) 1-YR ALW PER 100 EQUIP CNTGCT	(9) DEPOT MAINT ALW PER 100 EQUIP	(10) ILLUSTRATION	
						(a)	(b)	(c)	(a)	(b)	(c)			(a)	(b)
						1-20	21-50	51-100	1-20	21-50	51-100			FIG NO.	ITEM NO.
P F	5977-358-7778	SPRING, HELICAL TORSION: BRUSH ARM 1905219 (16764)		EA	2	2	2	2	2	2	2	24	20	17	6
P F	5310-533-1742	WASHER, FLAT: BRUSH ARM, 0.191 IN. ID 0.359 IN. OD, 0.020 IN. THK 191471 (16764)		EA	2	*	*	*	*	*	*	*	*	17	7
P F	5305-281-6390	SCREW ASSEMBLED WASHER: CONNECTOR MTG, NO. 8-32 THD SIZE, 15/16 IN. LG 453698 (16764)		EA	4	*	*	*	*	*	*	*	*	17	8
X1		CONNECTOR, ELECTRICAL: RECEPTACLE 1924861 (16764)		EA	1									17	9
X2F		TERMINAL, LUG: RECEPTACLE 1860801 (16764)		EA	1									17	10
X2F		TERMINAL, LUG: RECEPTACLE 200362 (16764)		EA	1									17	11
P F	5305-013-268	SCREW, MACHINE: TERMINAL LUG MTG, NO. 6-32 THD SIZE, 1/1 IN. LG 453460 (16764)		EA	1	*	*	*	*	*	*	*	*	17	12
P F	5305-616-3104	SCREW ASSEMBLED WASHER: ELBOW MTG, NO. 6-32 THD SIZE, 3/8 IN. LG 455154 (16764)		EA	4	*	*	*	*	*	*	*	*	17	13
X2F		ELBOW, ELECTRICAL CONDUIT 1922990 (16764)		EA	1									17	14
X2F		SPACER, RECEPTACLE, ELBOW 1927912 (16764)		EA	1									17	15
P F	5305-514-8436	SCREW, MACHINE: POLE PIECE, 3/8-24 THD SIZE, 13/16 IN. LG 1914750 (16764)		EA	2	*	*	*	*	*	*	*	*	17	16
X2F		PIN, STRAIGHT HEADLESS: FRAME 809062 (16764)		EA	2									17	17
X20		NUT, PLAIN, HEXAGON: PULLEY AND FAN RETAINING 9417735 (16764)		EA	1									17	18
P O	5310-368-4943	WASHER, FLAT: PULLEY AND FAN RETAINING, 0.515 IN. ID, 0.937 IN. OD 0.093 IN. THK 1918043 (16764)		EA	1	*	*	*	*	*	*	*	*	17	19
X20		PULLEY, GROOVE: GENERATOR 1927959 (16764)		EA	1									17	20
P O	6150-635-2754	FAN AND BAFFLE ASSEMBLY 1957116 (16764)		EA	1	2	2	2	2	2	2	24	20	17	21
X20		COLLAR SHAFT: OUTSIDE DRIVE END 1925416 (16764)		EA	1									17	22
X1		END BELL, ELECTRICAL ROTATING EQUIPMENT: DRIVE END 1924877 (16764)		EA	1									17	23
P F	3110-109-1123	BEARING, BALL ANNULAR: DRIVE END 904793 (16764)		EA	1	2	2	3	2	2	3	36	24	17	24
P F	2920-900-6507	RETAINER, BEARING: DRIVE END 1925115 (16764)		EA	1	2	2	2	2	2	2	24	20	17	25
P F	2920-900-9681	BRUSH, STATIC 1925113 (16764)		EA	1	2	2	3	2	2	3	36	24	17	26
X2F		KEY, WOODRUFF: ARMATURE SHAFT 124515 (16764)		EA	1									17	27
P F	2920-3924652	ARMATURE, GENERATOR 1926186 (16764)		EA	1	2	2	3	2	2	3	36	24	17	28
P F	3110-108-9247	BEARING, BALL, ANNULAR: COMIUTATOR END 900529 (16764)		EA	1	2	2	3	2	2	3	36	24	17	29

(1) SMR CODE	(2) FEDERAL STOCK NUMBER	(3) DESCRIPTION REF. NUMBER & MFR CODE	(4) USABLE ON CODE	(5) UNIT OF MEAS	(6) 30-DAY DS MAINT ALLOWANCE	(7) 30-DAY GS MAINT ALLOWANCE			(8) 1-YR ALW PER 100 EQUIP CNTGCT	(9) DEPOT MAINT ALW PER 100 EQUIP	(10) ILLUSTRATION				
						(a)	(b)	(c)			(a)	(b)	(c)	(a)	(b)
						1-20	21-50	51-100			1-20	21-50	51-100	FIG NO.	ITEM NO.
P F	5305-889-3002	SCREW ASSEMBLED WASHER: LEAD MTG, NO. 8-32 THD SIZE 0.312 IN. LG MS35206-242 (96906)		EA	1	*	*	*	*	*	*	*	17	30	
X1		WINDING, GENERATOR FIELD 1926187 (16764)		EA	1								17	31	
X2F		POLE PIECE MAGNET 1903427 (16764)		EA	2								17	32	
P O	5306-225-8497	SCREW, CAP, HEXAGON HEAD: VOLTAGE REGULATOR MTG, 5/16-18 THD SIZE, 3/4 IN. LG MS90725-32 (96906)		EA	4	*	*	*	*	*	*	*	18	1	
P O	5310-07-9566	WASHER, LOCK: VOLTAGE REGULATOR MTG, 5/16 IN. SCREW SIZE MS35338-45 (96906)		EA	8	*	*	*	*	*	*	*	18	2	
P O	5310-761-1681	NUT, PLAIN, HEXAGON: VOLTAGE REGULATOR MTG, 5/16-18 THD SIZE MS51967-4 (96906)		EA	2	*	*	*	*	*	*	*	18	3	
P20 R	6110-436-1381	REGULATOR ASSEMBLY, VOLTAGE 559770 (07464)		EA	1	*	*	*	*	*	5	*	18	4	
P O	5910-668-3544	CAPACITOR 80P3 (80183)		EA	1	2	2	4	2	2	4	48	36	18	5
P O	5310-596-7691	WASHER, LOCK: TERMINAL LUG, NO. 10 SCREW SIZE 1535335-32 (96906)		EA	1	*	*	*	*	*	*	*	*	18	6
X20		TERMINAL LUG 51829 (07464)		EA	2									18	7
X20		LEAD, ELECTRICAL: 14 GAGE 7720853-51N (19207) (5 IN. REQUIRED)		EA	1									18	8
X1		REGULATOR, ENGINE GENERATOR 1118644 (16764)		EA	1									18	9
P O	5305-269-3226	SCREW, CAP, HEXAGON HEAD: MOUNTING PLATE TO FRAME, 3/8-16 THD SIZE, 1 IN. LG MS90725-76 (96906)		EA	2	*	*	*	*	*	*	*	*	18	10
P O	5310-637-9541	WASHER, LOCK: MOUNTING PLATE TO FRAME, 3/8 IN. SCREW SIZE MS35338-46 (96906)		EA	4	*	*	*	*	*	*	*	*	18	11
P O	5310-778-2813	NUT, PLAIN, HEXAGON: MOUNTING PLATE TO FRAME, 3/8-16 THD SIZE MS51967-7 (96906)		EA	2	*	*	*	*	*	*	*	*	18	12
X20		PLATE, MOUNTING: VOLTAGE REGULATOR 559713 (07464)		EA	1									18	13
X20		WIRING, HARNESS: REGULATOR, STARTER AND HEATER TO CONTROL PANEL 559804 (07464)		EA	1									18	14
P O	2910-718-7996	PARTS KIT CARBURETOR K12288 (79960)		EA	1	3	5	10	3	5	10	120	100		
		1 EA-GASKET, FLANGE: CARBURETOR MTG, P/N C141-4-5 (79960), FSN 2910-641-3734													
		1 EA-GASKET: BOWL TO BODY, P/N C142-68 (79960), FSN 2910-980-1705													
		1 EA-JET, DISCHARGE P/N C66-114-60 (79960), FSN 2910-773-2149													
		1 EA-JET IDLE, P/N C55-6-12 (79960), FSN 2910-354-4848													

(1) SMR CODE	(2) FEDERAL STOCK NUMBER	(3) DESCRIPTION USABLE ON CODE	(4) UNIT OF MEAS	(5) QTY INC IN UNIT	(6) 30-DAY DS MAINT ALLOWANCE			(7) 30-DAY GS MAINT ALLOWANCE			(8) 1-YR ALW PER 100 EQUIP CNTGCT	(9) DEPOT MAINT ALW PER 100 EQUIP	(10) ILLUSTRATION	
					(a)	(b)	(c)	(a)	(b)	(c)			(a)	(b)
					1-20	21-50	51-100	1-20	21-50	51-100			FIG NO.	ITEM NO.
P F	2920-712-1267	1 EA-JET, WELL VENT, P/N C77-18-12 (79960), FSN 2910-354-4935 1 EA-NEEDLE, IDLE ADJUSTING, P/N C46-6 (79960), FSN 5305-354-4755 1 EA-PLUG, EXPANSION: SHAFT HOLE., P/N CR37-1X 1 (7960), FSN 2910-360-454N 2 EA-RETAINER, SHAFT SEAL, P/N CT52-57 (79960) 1 EA-RETAINER, PACKING: SHAFT, P/N C131-4X2 (79960), FSN 5330-319-5060 2 EA-SCREW ASSEMBLED WASHER: CHOKE PLATE, P/N MS35214-22 (96906), FSN 5305-364-7196 2 EA-SCREW, MACHINE: BOWL TO BODY, P/N T301S10-10 (79960), FSN 5305-826-1783 2 EA-SEAL, THROTTLE SHAFT, P/N CT48-9 (79960), FSN 2910-727-6947 1 EA-PACKING, PREFORMED: CHOKE, P/N CT57-4 (79960), FSN 5330-291-2943 1 EA-VALVE AND SEAT, FUEL, P/N C81-50-35 (79960), FSN 2910-774-4752 1 EA-WASHER, NONMETALLIC: FUEL VALVE, P/N T56-20 (79960), FSN 5330-366-7243 1 EA-WASHER, NONMETALLIC: MAIN JET, P/N T56-23 (79960), FSN 5330-176-123 1 EA-WASHER, NONMETALLIC: MAIN JET, P/N T56-24 (79960), FSN 5330-350-5683 1 EA-WASHER, NONMETALLIC: DISCHARGE JET, P/N T56-48 (79960), FSN 5330-291-9073 1 EA-PIN, STRAIGHT, HEADLESS: AXLE FLOAT, P/N C120-4 (79960), FSN 2910-176-4118 KIT, REPAIR: MAGNETO 795754 (19207) 1 EA-BUSHING, BREAKER PLATE, P/N 5610 (79575) FSN 2920-661-8446 1 EA-CONDENSER, P/N X7720 (79515), FSN 5910-740-255 1 EA-GASKET, LEAD COVER, P/N 7871 (79575) 1 EA-LOCK PIN: BREAKER ARM, P/N 4210(79575) FSN 5315-367-7994 1 EA-POINT, SET: BREAKER CONTACT, P/N X8551 (79575), FSN 2920-740-2882	EA	1	2	4	8	2	4	8	100	80		

(1) SMR CODE	(2) FEDERAL STOCK NUMBER	(3) DESCRIPTION REF. NUMBER & MFR CODE	(4) USABLE ON CODE	(5) UNIT OF MEAS	QTY INC IN UNIT	(6) 30-DAY DS MAINT ALLOWANCE			(7) 30-DAY GS MAINT ALLOWANCE			(8) 1-YR ALW PER 100 EQUIP CNTGCT	(9) DEPOT MAINT ALW PER 100 EQUIP	(10) ILLUSTRATION		
						(a)	(b)	(c)	(a)	(b)	(c)			(a)	(b)	
						1-20	21-50	51-100	1-20	21-50	51-100			FIG NO.	ITEM NO.	
		1 EA-RING, ROTOR: BEARING RETAINER, P/N 5516 (79575) FSN 5340-281-6688														
		1 EA-SEAL OIL, P/N 6199 (79575). FSN 2920-353-6618														
		1 EA-SLINGER, OIL, P/N 6204 (79575), FSN 2920-420-3030														
		GROUP 05 - GASOLINE ENGINE														
P F	5310-778-2813	NUT, PLAIN, HEXAGON: BASE PLATE TO FRAME, 3/8-16 THD SIZE MS51967-7 (96906)	EA	4	*	*	*	*	*	*	*	*	*	19	1	
X2F		WASHER, BEVEL: BASE PLATE TO FRAME, 3/8 IN. SCREW SIZE 60853E (07464)	EA	4										19	2	
P F	5310-637-9541	WASHER, LOCK: BASE PLATE TO FRAME, 3/8 IN. SCREW SIZE MS35338-46 (96906)	EA	4	*	*	*	*	*	*	*	*	*	19	3	
P F	5305-269-3214	SCREW, CAP, HEXAGON HEAD: BASE PLATE TO FRAME, 3/8-16 THD SIZE, 1 1/2 IN. LG MS90725-64 (96906)	EA	4	*	*	*	*	*	*	*	*	*	19	4	
P F	5310-761-6882	NUT, PLAIN, HEXAGON: MOUNT TO BASE PLATE, 1/4-20 THD SIZE MS51967-2 (96906)	EA	16	*	*	*	*	*	*	*	*	*	19	5	
P F	5310-582-5965	WASHER, LOCK: MOUNT TO BASE PLATE, 1/4 IN. SCREW SIZE MS35338-44 (96906)	EA	16	*	*	*	*	*	*	*	*	*	19	5	
P F	5305-068-0502	SCREW, CAP, HEXAGON HEAD: MOUNT TO BASE PLATE, 1/4-20 THD SIZE, 3/4 IN. LG MS90725-6 (96906)	EA	16	*	*	*	*	*	*	*	*	*	19	6	
P F		MOUNT, RESILIENT: ENGINE C204OTF8 (81860)	EA	4	*	2	2	*	2	2	20	16	19	7		
P F	5310-584-5272	WASHER, LOCK: BASE TO FRAME, 1/2 IN. SCREW SIZE MS35338-48 (96906)	EA	4	*	*	*	*	*	*	*	*	*	19	8	
P F	5305-716-8182	SCREW, CAP, HEXAGON HEAD: 1/2-20 THD SIZE, 2 1/2 IN. LG MS90726-117 (96906)	EA	4	*	*	*	*	*	*	*	*	*	19	9	
X2F		BASE PLATE, GAS ENGINE 559158 (07464)	EA	1										19	10	
X2F		FRAME PLATE, GAS ENGINE 559455 (07464)	EA	1										19	11	
X2F		FRAME ENGINE 559429 (07464)	EA	1										19	12	
P2F S	2805-778-3514	ENGINE, GAS 142703 (66289)	EA	1	*	*	*	*	*	*	5	*	*	19	13	
P O	5305-988-1721	SCREW, MACHINE: FLYWHEEL SCREEN, AIR SHROUD AND AIR COVER MTG, 1/4-20 THD SIZE, 3/8 IN. LG XA33 (66289)	EA	15	*	*	*	*	*	*	*	*	*	20	1	
P O	5310-261-7341	WASHER, LOCK: FLYWHEEL SCREEN AND SHROUD MTG, 1/4 IN. SCREW SIZE SE3 (66289)	EA	17	*	*	*	*	*	*	*	*	*	20	2	
X20	SCREEN	FLYWHEEL SHROUD SE3 (66289)	EA	1										20	3	

(1) SMR CODE	(2) FEDERAL STOCK NUMBER	(3) DESCRIPTION REF. NUMBER & MFR CODE	(4) USABLE ON CODE	(5) UNIT OF MEAS	(6) 30-DAY DS MAINT ALLOWANCE	(7) 30-DAY GS MAINT ALLOWANCE			(8) 1-YR ALW PER 100 EQUIP CNTGCT	(9) DEPOT MAINT ALW PER 100 EQUIP	(10) ILLUSTRATION				
						(a)	(b)	(c)			(a)	(b)	(c)	(a)	(b)
						1-20	21-50	51-100			1-20	21-50	51-100	FIG NO.	ITEM NO.
X20		COVER, AIR SHROUD SE137D (66289)		EA	1							20	4		
P O	5305-988-1725	SCREW, MACHINE: AIR SHROUD TO CYLINDER BLOCK, 1/4-20 THD SIZE, 3/4 IN. LG MS35206-281 (96906)		EA	1	*	*	*	*	*	*	20	5		
X20		SHROUD, CYLINDER SE136D (66289)		EA	1							20	6		
P O	5305-988-1723	SCREW, MACHINE: DEFLECTOR TO CYLINDER SHROUD, 1/4-20 THD SIZE, 1/2 IN. LG MS35206-279 (96906)		EA	2	*	*	*	*	*	*	20	7		
X20		DEFLECTOR, HEAT: ENGINE SE138D (66289)		EA	1							20	8		
P O	5306-225-8494	BOLT, MACHINE: FLYWHEEL HOUSING SHROUD, 5/16-18 THD SIZE, 1/2 IN. LG MS90725-29 (96906)		EA	3	*	*	*	*	*	*	20	9		
P O	5310-010-3320	WASHER, LOCK: FLYWHEEL SHROUD TO GEAR COVER 5/16 IN. SCREW SIZE PE4 (66289)		EA	3	*	*	*	*	*	*	20	10		
X20		SHROUD, AIR: FLYWHEEL SE135Z (66289)		EA	1							20	11		
P O	5305-214-3016	SCREW, CAP, HEXAGON HEAD: CYLINDER HEAD MTG AND VALVE TAPPET INSPECTION PLATE, 5/16-18 THD SIZE, 1 1/2 IN. LG XD21 (66289)		EA	3	*	.	*	*	*	*	21	1		
P O	5310-205-9981	WASHER, FLAT: VALVE INSPECTION COVER PLATE 5/16 IN. SCREW SIZE PH14 (66289)		EA	2	*	*	*	*	*	*	21	2		
X20		PIN, STRAIGHT, HEADLESS: GOVERNOR ADJUSTING SCREW TC427B (66289)		EA	1							21	3		
P O	2805-360-8334	COVER, ACCESS: VALVE TAPPET INSPECTION SA68 (66289)		EA	2	*	2	2	.	2	2	16	12		
X1		GASKET, COVER: VALVE TAPPET INSPECTION QD612A (66289) (COMPONENT OF GASKET SET, FSN 2805-720-4773)		EA	2							21	5		
P F	5306-225-9081	SCREW, CAP, HEXAGON HEAD: CYLINDER HEAD MTG, 5/16-18 THD SIZE 1 1/4 IN. LG XD19 (66289)		EA	15	*	*	*	*	*	*	21	6		
P F	5310-081-4219	WASHER, FLAT: CYLINDER HEAD MTG, 5/16 IN. SCREW SIZE PH77A (66289)		EA	17	*	*	*	*	*	*	21	7		
P2F	2805-718-6972	HEAD, CYLINDER AB100B3S1 (66289)		EA	1	*	*	*	*	*	5	21	8		
P F	5340-582-3078	INSERT, SCREW, THREADED: SPARK PLUG PH1403A3 (66289)		EA	2	*	2	2	*	2	2	20	16		
P2F	2805-227-6416	BLOCK ASSEMBLY, GASOLINE ENGINE AA86A5S1 (66289)		EA	1	*	*	*	*	*	5	21	10		
X1		GASKET, CYLINDER HEAD QD613C (66289) (COMPONENT OF GASKET SET, FSN 2805-720-4773)		EA	1							21	11		
P F	2805-374-9746	CAP, VALVE STEM MS13998-1 (96906)		EA	4	2	4	8	2	4	8	100	80		
P F	2805-528-6097	RETAINER, VALVE SPRING SEAT MS13997-1 (96906)		EA	4	2	3	7	2	3	7	80	40		

(1) SMR CODE	(2) FEDERAL STOCK NUMBER	(3) DESCRIPTION REF. NUMBER & MFR CODE	(4) USABLE ON CODE	(5) UNIT OF MEAS	QTY INC IN UNIT	(6) 30-DAY DS MAINT ALLOWANCE			(7) 30-DAY GS MAINT ALLOWANCE			(8) 1-YR ALW PER 100 EQUIP CNTGCT	(9) DEPOT MAINT ALW PER 100 EQUIP	(10) ILLUSTRATION	
						(a)	(b)	(c)	(a)	(b)	(c)			(a)	(b)
						1-20	21-50	51-100	1-20	21-50	51-100			FIG NO.	ITEM NO.
P F	2805-339-5589	SEAT, VALVE SPRING AG30 (66289)		EA	4	2	2	3	2	2	3	40	20	21	14
P F	2805-730-6327	SPRING, HELICAL, COMPRESSION: VALVE AF49C (66289)		EA	4	6	13	25	6	13	25	300	200	21	15
P F	2805-528-6396	VALVE, POPPET, ENGINE: INTAKE AND EXHAUST MS13999-2 (96906)		EA	4	2	4	8	2	4	8	100	80	21	16
P F	2805-652-9757	GUIDE, VALVE STEM AND EXHAUST BLOCK, ENGINE: W/O VALVES AA86A552 (66289)		EA	4	6	13	25	6	13	25	300	200	21	17
X1		INSERT, VALVE SEAT: INLET AND EXHAUST HG227D (66289)		EA	1									21	18
P F	2805-309-8040	STUD, PLAIN: MANIFOLD MTG PC110 (66289)		EA	4	3	6	13	3	6	13	150	100	21	19
X20		SCREW, CAP, HEXAGON HEAD: GEAR COVER AND SPACER MTG, 5/16-18 THD SIZE, 1 1/4 IN. LG XD19 (66289)		EA	2									21	20
P H	5306-298-4781	WASHER, LOCK: GEAR COVER AND SPACER MTG 5/16 IN. SCREW SIZE PE4 (66289)		EA	8				*	*	*	*	*	22	1
P H	5310-010-3320	COVER ASSEMBLY, GEAR CASE BD103C1S1 (66289)		EA	10				*	*	22	2			
X2H		PLUG, PIPE: GEAR COVER TIMING HOLE, 3/8 IN. NPT, SLOTTED PF25 (66289)		EA	1	*	*	*	*	*	*	*	*	22	3
P O	4730-366-6256	COVER, GEAR CASE BD103C1 (66289)		EA	1				*	*	*	*	*	22	4
X2H		GASKET, GEAR COVER QD660 (66289)		EA	1									22	5
X1		(COMPONENT OF GASKET SET, FSN 2805-720 773)		EA	1									22	6
P H	5330-154-9074	SEAL, PLAIN, ENCASED: CRANKSHAFT PH299 (66289)		EA	1				3	5	10	120	100	22	7
X1		GASKET, GEAR COVER QD661A (66289)		EA	1									22	8
P H	5315-251-9984	(COMPONENT OF GASKET SET, FSN 2805-720-4773)		EA	2									22	9
P H	5305-068-0502	PIN, DOWEL: GEAR COVER, 0.2480 IN. DIA, 1.3 5 IN. LG PA291 (66289)		EA	4				*	*	*	*	*	22	10
P H	5310-261-7341	SCREW, CAP, HEXAGON HEAD: SPACER PLATE MTG, 1/4-20 THD SIZE, 1/2 IN. LG MS90725-6 (96906)		EA	4				*	*	*	*	*	22	11
P H	5306-225-8496	WASHER, LOCK: GEAR COVER SPACER MTG, 1/4 IN. SCREW SIZE PE3 (66289)		EA	4				*	*	*	*	*	22	12
X2H		BOLT, MACHINE: GEAR COVER TO SPACER PLATE, 5/16-18 THD SIZE, 5/8 IN. LG MS90725-31 (96906)		EA	2				*	*	*	*	*	22	13
P H	5305-95-5252	SPACER, COVER: TIMING GEAR W293-1S1 (66289)		EA	1				*	*	*	*	*	22	14
		SCREW, MACHINE: CRANKCASE BEARING RETAINER PLATE, 5/16-20 THD SIZE, 3/4 IN. LG XC17 (66289)		EA	4				*	*	*	*	*	22	14

(1) SMR CODE	(2) FEDERAL STOCK NUMBER	(3) DESCRIPTION USABLE ON CODE	(4) UNIT OF MEAS	(5) QTY INC IN UNIT	(6) 30-DAY DS MAINT ALLOWANCE			(7) 30-DAY GS MAINT ALLOWANCE			(8) 1-YR ALW PER 100 EQUIP CNTGCT	(9) DEPOT MAINT ALW PER 100 EQUIP	(10) ILLUSTRATION	
					(a)	(b)	(c)	(a)	(b)	(c)			(a)	(b)
					1-20	21-50	51-100	1-20	21-50	51-100			FIG NO.	ITEM NO.
P H	5310-596-4908	WASHER, LOCK: BEARING RETAINER PLATE 5/16 IN. SCREW SIZE PE49 (66289)	EA	4				*	*	*	*	*	22	15
X2H		PLATE, BEARING RETAINER: FLYWHEEL END BG209 (66289)	EA	1									22	16
P H	5310-022-5831	NUT, PLAIN, HEXAGON: MAIN BEARING PUTE /8-24 THD SIZE PD11 t6 289)	EA	4				*	*	*	*	*	22	17
P H	5307-358-0408	STUD PLAIN: MAIN BEARING PLATE, 3/8-16 THD SIZE ON FIRST END, 3/8-24 THD SIZE ON SECOND END, 1 1/2 IN. LG PC133 (66289)	EA	4				*	*	*	*	*	22	18
X2H		WASHER, LOCK: MAIN BEARING PLATE PH22 (66289)	EA	4									22	19
X2H		PLATE ASSEMBLY, MAIN BEARING: POWER TAKE-OFF END B224 DS1 (66289)	EA	1									22	20
X2H		PLATE, MAIN BEARING BU224D (66289)	EA	1									22	21
P H	2805-366-6240	PACKING, PREFORMED, CORK OIL SEAL: MAIN BEARING PLATE HF261 (66289)	EA	1				3	6	13	150	100	22	22
P H	2805-366-6238	RETAINER, PACKING: MAIN BEARING D43 (66289)	EA	2				5	9	18	220	200	22	23
X1		GASKET, PLATE: MAIN BEARING QD487B (66289) (COMPONENT OF GASKET SET, FSN 2805-720-4773)	EA	1									22	24
X1		GASKET, PLATE: MAIN BEARING QD487A (66289) (COMPONENT OF GASKET SET, FSN 2805-720-773)	EA	2									22	25
X2H		SHIM, MAIN BEARING PLATE QF81 (66289)	EA	2									22	26
X2H		SHIM, MAIN BEARING PLATE QF81A (66289)	EA	2									22	27
P F	5310-021-8585	NUT, PLAIN, HEXAGON: CYLINDER BLOCK MTG, 7/16-20 THD SIZE PD12 (66289)	EA	6	*	*	*	*	*	*	*	*	22	28
P F	5310-596-6696	WASHER, LOCK: CYLINDER BLOCK MTG, 7/16 IN. SCREW SIZE PE6 (66289)	EA	6	*	*	*	*	*	*	*	*	22	29
P F	5307-207-7377	STUD, PLAIN: CYLINDER BLOCK MTG, 7/16-14 THD SIZE ON FIRST END, 7/16-20 THD SIZE ON SECOND END, 1 5/8 IN. LG PC337 (66289)	EA	6	*	*	*	*	*	*	*	*	22	30
X1		GASKET: CYLINDER BLOCK QD617 (66289) (COMPONENT OF GASKET SET, FSN 2805-720-4773)	EA	1									22	31
P F	5305-269-3211	SCREW, CAP, HEXAGON HEAD: OIL PAN MTG, 3/8-16 THD SIZE, 1 IN. LG M590725-60 (96906)	EA	8	*	*	*	*	*	*	*	*	22	32
X2F		WASHER, LOCK: OIL PAN TO CRANKCASE PH22 (66289)	EA	8									22	33
P F	5305-269-3219	SCREW, CAP, HEXAGON HEAD; OIL PAN MTG, 3/8-16 THD SIZE, 2 1/4 IN. LG MS90725-69 (96906)	EA	2	*	*	*	*	*	*	*	*	22	34

(1) SMR CODE	(2) FEDERAL STOCK NUMBER	(3) DESCRIPTION REF. NUMBER & MFR CODE	(4) USABLE ON CODE	(5) UNIT OF MEAS	(6) QTY INC IN UNIT	(6) 30-DAY DS MAINT ALLOWANCE			(7) 30-DAY GS MAINT ALLOWANCE			(8) 1-YR ALW PER 100 EQUIP CNTGCT	(9) DEPOT MAINT ALW PER 100 EQUIP	(10) ILLUSTRATION	
						(a)	(b)	(c)	(a)	(b)	(c)			(a)	(b)
						1-20	21-50	51-100	1-20	21-50	51-100			FIG NO.	ITEM NO.
P F	5310-809 4061	WASHER, FLAT: OIL PAN MTG, 3/8 IN. ID, 3/32 IN. THK MS15795-115 (96906)		EA	2	*	*	*	*	*	*	*	*	22	35
P O	4730-68-6129	PLUG, PIPE: CRANKCASE OIL DRAIN, 3/4 IN. NPTF MS49006-10 (96906)		EA	1	*	*	*	*	*	*	*	*	22	36
X2F		OIL PAN, CRANKCASE BB126C14 (66289)		EA	1									22	37
X1		GASKET, ENGINE BASE QD662A (66289) (COMPONENT OF GASKET SET, FSN 2805-720-4773)		EA	1									22	38
X2F		PLUG, EXPANSION: CRANKCASE, 1/2 IN. SA52 (66289)		EA	1									22	39
X2F		PLUG, EXPANSION: CRANKCASE, 7/8 IN. SA52 (66289)		EA	1									22	40
X1		CRANKCASE, ENGINE BA51B11-51 (66289)		EA	1									22	41
P O	5340-56-2628	CRANK, HAND: GAS ENGINE 559432 (07464)		EA	1	2	2	2	2	2	2	24	20	23	1
X2F		NUT ASSEMBLY, STARTING CRANK UC75S1 (66289)		EA	1									23	2
P F	5315-276-5762	PIN, SPRING: NUT RETAINING, 1/4 IN. DIA, 1.625 IN. LG PA333 (66289)		EA	1	*	*	*	*	*	*	*	*	23	3
X2F		NUT, STARTING CRANK UC75 (66289)		EA	1									23	4
X2F		WASHER, LOCK: FLYKHEEL PE59 (66289)		EA	1									23	5
X2F		FLYWHEEL, CRANKSHAFT NC145G1S1 (66289)		EA	1									23	6
X2F		SETSCREW: RING GEAR XE17 (66289)		EA	3									23	7
P F	2805-767-9386	GEAR, RING: FLYWHEEL GH46 (66289)		EA	1	2	2	2	2	2	2	24	12	23	8
P H		PISTON ASSEMBLY: STANDARD SIZE M35903-1 (96906) (INCLUDES COMPONENTS OF PISTON ASSEMBLY, FSN 2805-839-5275)		EA	2				2	2	4	18	24	23	9
P H	2805-839-5276	PISTON ASSEMBLY: 0.020 IN. OVERSIZE MS35903-2 (96906) (INCLUDES COMPONENTS OF PISTON ASSEMBLY, FSN 2805-839-5275)		EA	2				2	2	2	2)	20	23	9
P H	2805-839-5275	PISTON ASSEMBLY: 0.0020 IN. OVERSIZE MS35903-3 (96906)		EA	2				*	2	2	20	16	23	9
P H	5340-374-9707	RING, RETAINING: PISTON PIN MS13962-1 (96906)		EA	6				2	3	5	60	40	23	10
P H	2805-554-1005	PIN, PISTON MS13966-2 (96906)		EA	2				2	2	3	40	36	23	11
P H	2805-608-4998	RING SET, PISTON: STANDARD SIZE DR26 (66289)		EA	1				2	2	4	48	24	23	12
X1		RING, PISTON COMPRESSION MS13933-4 (96906)		EA	2									23	13
X1		RING, PISTON SCRAPER MS13932A (96906)		EA	2									23	14
X1		RING, PISTON OIL MS13931, (96906)		EA	2									23	15

(1) SMR CODE	(2) FEDERAL STOCK NUMBER	(3) DESCRIPTION USABLE ON CODE	(4) UNIT OF MEAS	(5) QTY INC IN UNIT	(6) 30-DAY DS MAINT ALLOWANCE			(7) 30-DAY GS MAINT ALLOWANCE			(8) 1-YR ALW PER 100 EQUIP CNTGCT	(9) DEPOT MAINT ALW PER 100 EQUIP	(10) ILLUSTRATION	
					(a)	(b)	(c)	(a)	(b)	(c)			(a)	(b)
					1-20	21-50	51-100	1-20	21-50	51-100			FIG NO.	ITEM NO.
P H	2805-339-5595	ROD ASSEMBLY, CONNECTING DA65S1 (66289)	EA	1				*	2	2	16	12	23	16
X2H		BOLT SHOULDER: CONNECTING ROD PB148 (66289)	EA	2									23	17
P H	5310-188-7848	NUT, PLAIN, HEXAGON: CONNECTING ROD BOLTS, 5/16-24 THD SIZE PD10 (66289)	EA	2				*	*	*	*	*	23	18
P H	5310-514-7091	NUT, STAMPED: CONNECTING ROD, 5/16-24 THD SIZE PD181 (66289)	EA	2				*	*	*	*	*	23	19
P H	2805-571-1100	BEARING, SLEEVE: CONNECTING ROD MS13995-1 (96906)	EA	2				12	26	50	600	400	23	20
X1		ROD, CONNECTING DA65 (66289)	EA	1									23	21
P H	2805-374-9710	BEARING, SLEEVE: PISTON PIN MS13963-1 (96906)	EA	1				6	13	25	300	200	23	22
X2H		SLINGER, OIL: CRANKSHAFT RK170 (66289)	EA	1									23	23
X2F		KEY, WOODRUFF: FLYMHEEL HTG, NO. 23 PL83 (66289)	EA	1									23	24
P2H	2805-055-2805	CRANKSHAFT ASSEMBLY CA70A2S 1 (66289)	EA	1				*	*	*	5	*	23	25
X2H		KEY, WOODRUFF: CRANKSHAFT, NO. 8 PL53 (66289)	EA	1									23	26
P H	2805-55-9029	GEAR, HELICAL: CRANKSHAFT GA36A1 (66289)	EA	1				2	2	2	24	16	23	27
P H	2805-836-8330	BEARING, CLUTCH END ME130 (6289)	EA	1				3	6	13	150	100	23	28
X1		CONE AND ROLLERS ME130-1 (66289)	EA	1									23	29
X1		CUP, TAPERED ROLLER BEARING ME130-2 (66289)	EA	1									23	30
P H	3110-100-390d	BEARING, ROLLER, TAPERED FLYWHEEL ME71 (6:89)	EA	1				3	6	13	150	100	23	31
X1		CUP, TAPERED ROLLER BEARING ME69-1 (66289)	EA	1									23	32
X1		CONE AND ROLLERS ME71-1 (66289)	EA	1									23	33
P H	5306-208-9031	BOLT, MACHINE: CANSHAFT GEAR MTG, 5/16-18 THD SIZE. 1 IN. LG MS90725-3 (96906)	EA	3				*	*	*	*	*	24	1
P H	5310-514-6674	WASHER, LOCK: CAMSHAFT GEAR MTG, 5/16 IN. SCREW SIZE PE46 (66289)	EA	3				*	*	*	*	*	24	2
X2H		BUTTON, PLUNGER: CAMSHAFT PF52 (66289)	EA	1									24	3
P H	2805-366-6248	PLUNGER, THRUST: CAMSHAFT PF11oi (66289)	EA	1				*	2	2	16	12	24	4
P H		SPRING, HELICAL, COMPRESSION: CAMSHAFT THRUST PLUNGER PM108 (66289)	EA	1				*	2	2	16	12	24	5
X2H		PLATE, RETAINING: CAMSHAFT GEAR PH452 (66289)	EA	1									24	6
P H	2805-739-9927	GEAR, SPUR. HELICAL: CASHAFT GB45C (66289)	EA	1				*	*	2	16	12	24	7
P H	2805-627-367	CAMSHAFT, ENGINE EA106C (66289)	EA	1				*	2	2	16	12	24	8

(1) SMR CODE	(2) FEDERAL STOCK NUMBER	(3) DESCRIPTION REF. NUMBER & MFR CODE	(4) USABLE ON CODE	(5) UNIT OF MEAS	(6) 30-DAY DS MAINT ALLOWANCE	(7) 30-DAY GS MAINT ALLOWANCE			(8) 1-YR ALW PER 100 EQUIP CNTGCT	(9) DEPOT MAINT ALW PER 100 EQUIP	(10) ILLUSTRATION				
						(a)	(b)	(c)			(a)	(b)	(c)	(a)	(b)
						1-20	21-50	51-100			1-20	21-50	51-100	FIG NO.	ITEM NO.
P H	2805-339-5598	TAPPET, VALVE F66 (66289)		EA	2				*	2	16	12	24	9	
X2H		SCREW, SELF-LOCKING: VALVE TAPPET P8169A (66289)		EA	1								24	10	
P F	2940-593-2293	STRAINER, OIL PUMP RD107A (66289)		EA	1	*	2	2	*	2	2	16	12	25	1
X2F		WASHER, FLAT: OIL STRAINER PH387 (66289)		EA	1								25	2	
X2F		CUP, STRAINER: OIL PUMP RK178 (66289)		EA	1								25	3	
P F	5305-068-0501	SCREW, CAP, HEXAGON HEAD: OIL PUMP NTG, 1/4-20 THD SIZE, 5/8 IN. LG HS90725-5 (96906)		EA	3	*	*	*	*	*	*	*	25	4	
P F	5310-261-7341	WASHER, LOCK: OIL PUMP MTG, 1/4 IN. SCREW SIZE PE3 (66289)		EA	3	*	*	*	*	*	*	*	25	5	
P F	2805-695-2183	BODY ASSEMBLY, OIL PUMP KA63B1S1 (66289)		EA	1	*	2	2	*	2	2	16	12	25	6
P F	2805-741-0380	RETAINER, CHECK BALL: OIL PUWP KF28 (66289)		EA	1	*	2	2	*	2	2	16	12	25	7
P F		SPRING, HELICAL, COMPRESSION: OIL PUMP OUTLET PM165-1 (66289)		EA	1	*	2	2	*	2	2	16	12	25	8
P F	3110-100-6153	BEARING, BALL: OIL PWLP ME38A (6289)		EA	1	.	2	2	*	2	2	16	12	25	9
P F	2805-695-2186	INSERT, VALVE SEAT KF30 (66289)		EA	1	*	2	2	*	2	2	16	12	25	10
X2F		PLUG, EXPANSION: OIL PUMP, 5/16 IN. SA93 (66289)		EA	1								25	11	
X1		BODY, OIL PUMP KA63 1 (66289)		EA	1								25	12	
P F	2805-776-8114	CAP, PUSH ROD PLUNGER: OIL PWP KF25 (66289)		EA	1	*	2	2	*	2	2	16	12	25	13
P F	2805-536-8776	ROD, PUSH, PLUGER: OIL PL(P KF24 (66289)		EA	1	*	2	2	*	2	2	16	12	25	14
P F		PLUNGER, PUMP KF23-1 (66289)		EA	1	*	2	2	*	2	2	16	12	25	15
P F	5310-147-3745	SPRING, HELICAL, COMPRESSION: OIL PUMP PLUNGER PN58 (66289)		EA	1	2	1	8	2	4	8	100	80	25	16
P F	2805-741-0243	RETAINER CHECK BALL PK50A (66289)		EA	1	*	2	2	*	2	2	16	12	25	17
P F	3110-100-6153	BEARING, BALL: OIL PUMP ME38A, (66289)		EA	1	REF	REF	REF	REF	REF	REF		REF	25	18
X1		GASKET, OIL PLUP QD *6i (66289) (COMPONENT OF GASKET SET, FSN 2805-720-4773)		EA	1								25	19	
P O	2805-708-9191	OIL FILLER AND GAGE ASSEMBLY R123 (66289)		EA	1	*	2	2	*	2	2	16	12	26	1
X20		GAGE, BAYONET: OIL LEVEL RJ152S1 (66289)		EA	1								26	2	
X1		GASKET, OIL GAGE QD715 (66289) (COMPONENT OF GASKET SET, FSN 2805-720 4773)		EA	1								26	3	

(1) SMR CODE	(2) FEDERAL STOCK NUMBER	(3) DESCRIPTION REF. NUMBER & MFR CODE	(4) USABLE ON CODE	(5) UNIT OF MEAS	(6) 30-DAY DS MAINT ALLOWANCE	(7) 30-DAY GS MAINT ALLOWANCE			(8) 1-YR ALW PER 100 EQUIP CNTGCT	(9) DEPOT MAINT ALW PER 100 EQUIP	(10) ILLUSTRATION				
						(a)	(b)	(c)			(a)	(b)	(c)	(a)	(b)
						1-20	21-50	51-100			1-20	21-50	51-100	FIG NO.	ITEM NO.
X1		BODY, OIL FILLER RB86 (66289)		EA	1							26	4		
P O	4730-188-1877	NIPPLE, PIPE: OIL FILLER, 1/2 IN. NPT, 1 1/2 IN. LG LJ310 (66289)		EA	1	*	*	*	*	*	*	26	5		
P F	4730-018-9566	PLUG, PIPE: CRANKCASE, 1/8 IN. NPT XK121 (66289)		EA	1	*	*	*	*	*	*	26	6		
P F	4730-278-3397	PLUG, PIPE: CRANKCASE, 1/8 IN. NPT PF18 (66289)		EA	2	*	*	*	*	*	*	26	7		
X20		LINE OIL: CRANKCASE TO GOVERNOR, 1/4 IN. TUBING, 5 1/8 IN. LG, WITH NUTS RM796 (66289)		EA	1							26	8		
X20		ADAPTER, STRAIGHT, PIPE TO TUBE: OIL LINE RF269 (66289)		EA	1							26	9		
P O	5306-299-2393	SCREW, CAP, SQUARE HEAD: FUEL PUMP MTG, 1/4-20 THD SIZE, 3/4 IN. LG XD6 (66289)		EA	2	*	*	*	*	*	*	26	10		
P O	5310-261-7341	WASHER, LOCK: FUEL PUMP MTG, 1/4 IN. SCREW SIZE PE3 (66289)		EA	2	*	*	*	*	*	*	26	11		
X20		PIN, STOP: FUEL PUMP PRIMER PA332 (66289)		EA	1							26	12		
X20		SPRING, HELICAL: FUEL PUMP PRIMER PM163A (66289)		EA	1							26	13		
P O	5330-542-1420	PACKING, PREFORMED: FUEL PUMP PRIMER JK50 (66289)		EA	1	2	2	3	2	2	3	40	36	26	11
X20		HANDLE, PRIMER SHAFT: FUEL PUMP TA125 (66289)		EA	1							26	15		
P O	2805-536-8830	SHAFT, PRIMER TA124 (66289)		EA	1	*	2	2	*	2	2	20	16	26	16
P F	5310-013-4556	NUT, PLAIN, HEXAGON: OIL SPRAY NOZZLE, 5/16-18 THD SIZE PD78 (66289)		EA	1	*	*	*	*	*	*	26	17		
P F	5310-514-6674	WASHER, LOCK: OIL SPRAY NOZZLE, 5/16 IN. SCREW SIZE PE46 (66289)		EA	1	*	*	*	*	*	*	26	18		
X2F		TUBE, HEADER: OIL SPRAY NOZZLE RF1199 (66289)		EA	1							26	19		
X2F		NOZZLE, OIL SPRAY RF1196 (66289)		EA	1							26	20		
X20		NUT, TUBE COUPLING: TANK TO STRAINER FUEL LINE, 5/16 IN. 1110X5 (79470)		EA	2							27	1		
X20		TUBE, COPPER: TANK TO STRAINER FUEL LINE (30 FT. REQUIRED)		FT								27	2		
X20		ELBOW, PIPE TO TUBE: FUEL STRAINER INLET AND FUEL PUMP OUTLET RF 1225 (66289)		EA	2							27	3		
P O	4730-230-1996	NIPPLE, PIPE: FUEL STRAINER TO FUEL PUMP, 1/8 IN. NPT, 3/4 IN. LG RF794 (66289)		EA	1	*	*	*	*	*	*	27	4		
P O	4730-639-9638	STRAINER, SEDIMENT: FUEL OW480T (78480)		EA	1	*	2	2	*	2	2	16	12	27	5
P O	2910-368-6657	VALVE, FUEL: REGULATING 07769 (78480)		EA	1	2	3	5	2	3	5	60	20	27	6

(1) SMR CODE	(2) FEDERAL STOCK NUMBER	(3) DESCRIPTION REF. NUMBER & MFR CODE	(4) USABLE ON CODE	(5) UNIT OF MEAS	(6) QTY INC IN UNIT	(6) 30-DAY DS MAINT ALLOWANCE			(7) 30-DAY GS MAINT ALLOWANCE			(8) 1-YR ALW PER 100 EQUIP CNTGCT	(9) DEPOT MAINT ALW PER 100 EQUIP	(10) ILLUSTRATION	
						(a)	(b)	(c)	(a)	(b)	(c)			(a)	(b)
						1-20	21-50	51-100	1-20	21-50	51-100			FIG NO.	ITEM NO.
P O	2910-358-4316	BAIL ASSEMBLY, FUEL STRAINER BOWL 07766 (78880)	EA	1	*	2	2	*	2	2	16	12	27	7	
P O	2910-358-4317	BOWL, SEDIMENT: FUEL STRAINER 07759 (78480)	EA	1	2	3	5	2	3	5	60	20	27	8	
P O	2910-282-7557	WASHER, NONMETALLIC: FUEL STRAINER BOWL 08227 (78180)	EA	1	8	17	33	8	17	33	400	100	27	9	
P O	2910-358-5327	ELEMENT STRAINER 07762 (78880)	EA	1	2	3	5	2	3	5	60	20	27	10	
P O	2910-305-5749	BODY, FUEL STRAINER BOWL 07770 (78880)	EA	1	*	2	2	*	2	2	16	12	27	11	
X1		GASKET, FUEL PUMP QD670 (66289) (COMPONENT OF GASKET SET, FSN 2805-7200773)	EA	1									27	12	
P O	2910-776-7902	PUMP, FUEL CAM ACTUATED LP1043 (70955)	EA	1	*	2	2	*	2	2	20	16	27	13	
X20		SCREW ASSEMBLED WASHER: HEAD TO BRACKET FP920 (70955)	EA	4									27	14	
X20		SCREW ASSEMBLED WASHER: PLATE AND SEAT TO HEAD FP97 (70955)	EA	1									27	15	
X1		PLATE AND SEAT ASSEMBLY FP91 FP907 (70955)	EA	1									27	16	
X1		SPRING HELICAL COMPRESSION FP900 (70955) (COMPONENT OF PARTS KIT, FSN 2910-832-924 1)	EA	2									27	17	
X1		VALVE, FUEL PUMP (70955) (COMPONENT OF PARTS KIT, FSN 2910-832-9211)	EA	2									27	18	
X1		GASKET PLATE: FUEL PUMP FP903 (70955) (COMPONENT OF PARTS KIT, FSN 2910-32-9241)	EA	1									27	19	
X1		HEAD, FUEL PUMP FP913 (70955)	EA	1									27	20	
X1		DIAPHRAGM ASSEMBLY FP98 (70955)	EA	1									27	21	
X1		SPRING, HELICAL COMPRESSION: DIAPHRAGM FP901 (70955) (COMPONENT OF PARTS KIT, FSN 2910-832-92 1)	EA	1									27	22	
X1		PIN, STRAIGHT, HEADLESS: ROCKER ARM FP905 (70955)	EA	1									27	23	
X1		CLIPSPRING TENSION: ROCKER ARM FP906 (70955)	EA	1									27	24	
X20		ROCKER ARM, PIN FP918 (70955)	EA	1									27	25	
P O	5340-400-5521	SPRING, HELICAL COMPRESSION: ROCKER ARM FP914 (70955)	EA	1	*	2	2	^	2	2	16	12	27	26	
X1		LINK: ROCKER ARM ATTACHING FP910 (70955)	EA	1									27	27	
X1		BRACKET, MOUNTING: FUEL PUMP FP912 (70955)	EA	1									27	28	

(1) SMR CODE	(2) FEDERAL STOCK NUMBER	(3) DESCRIPTION USABLE ON CODE	(4) UNIT OF MEAS	(5) QTY INC IN UNIT	(6) 30-DAY DS MAINT ALLOWANCE			(7) 30-DAY GS MAINT ALLOWANCE			(8) 1-YR ALW PER 100 EQUIP CNTGCT	(9) DEPOT MAINT ALW PER 100 EQUIP	(10) ILLUSTRATION	
					(a)	(b)	(c)	(a)	(b)	(c)			(a)	(b)
					1-20	21-50	51-100	1-20	21-50	51-100			FIG NO.	ITEM NO.
P F	2805-720-773	GASKET SET, ENGINE Q21A (66289) 1 EA-GASKET, BRACKET: AIR CLEANER, P/N QD667 (66289), FSN 2940-774-4747 1 EA-GASKET, FLANGE: CARBURETOR, P/N C141-4-5 (79960), FSN 2910-641-3734 1 EA-GASKET: MAGNETO MTG, P/N QD616 (66289), FSN 2920-360-8381 1 EA-GASKET: CYLINDER BLOCK, P/N QD617 (66289), FSN 2805-366-6218 1 EA- GASKET CYLINDER HEAD, P/N QD613C (66289), FSN 2805-374-3151 1 EA-GASKET ENGINE BASE, P/N QD662A (66289), FSN 2805-677-8077 1 EA-GASKET, FUEL PUMP, P/N QD670 (66289), FSN 2910-776-7900 1 EA-GASKET GEAR COVER, P/N QD661A (66289), FSN 2805-776-817 1 EA-GASKET GEAR COVER, P/N QD60 (66289), FSN 2805-776-8016 1 EA-GASKET GOVERNOR HOUSING, P/N QD38A (66289), FSN 2805-527-7732 1 EA-GASKET, PLATE: MAIN BEARING, P/N QD487B (66289), FSN 2805-366-9739 2 EA-GASKET. PLATE: MAIN BEARING, P/N QD487A (66289), FSN 2805-366-9740 3 EA-GASKET: MANIFOLD MOUNTING, P/N QB75 (66289), FSN 2805-366-6270 1 EA-GASKET, OIL GAGE, P/N QD715 (66289), FSN 2805-919-3602 1 EA-GASKET OIL PUMP, P/N QD663A J66289), FSN 2805-776-8115 2 EA-GASKET, COVER: VALVE TAPPET INSPECTION, P/N QD0612A (66289), FSN 2805-695-8784	EA	1	4	8	17	4	8	17	200	100		
P H	2805-388-6660	RING SET, PISTON: 0.020 IN. OVERSIZE DR26S20 (66289)	EA	1				2	3	7	80	60		
X1		RING, PISTON SCRAPER MS13932-5 (96906)	EA	2										
X1		RING, PISTON COMPRESSION MS13933-5 (96906)	EA	2										
X1		RING, PISTON OIL MS13931-5 (96906)	EA	2										
P H	2805-388-6661	RING SET, PISTON: 0.040 IN. OVERSIZE DR26S40 (66289)	EA	1				2	3	7	80	60		

(1) SMR CODE	(2) FEDERAL STOCK NUMBER	(3) DESCRIPTION REF. NUMBER & MFR CODE	(4) USABLE ON CODE	(5) UNIT OF MEAS	QTY INC IN UNIT	(6) 30-DAY DS MAINT ALLOWANCE			(7) 30-DAY GS MAINT ALLOWANCE			(8) 1-YR ALW PER 100 EQUIP CNTGCT	(9) DEPOT MAINT ALW PER 100 EQUIP	(10) ILLUSTRATION		
						(a)	(b)	(c)	(a)	(b)	(c)			(a)	(b)	
						1-20	21-50	51-100	1-20	21-50	51-100			FIG NO.	ITEM NO.	
X1		RING, PISTON SCRAPER MS13932-6 (96906)		EA	2											
X1		RING, PISTON COMPRESSION MS13933-6 (96906)		EA	2											
X1		RING, PISTON OIL MS13931-6 (96906)		EA	2											
P O	2910-832-9241	PARTS KIT, DIAPHRAGM: FUEL PUMP LQ28A (66289) 1 EA-GASKET, PLATE: FUEL PUMP, P/N FP903 (70955) 1 EA-GASKET, FUEL PUMP, P/N QD670 (66289), FSN 2910-776-7900 (COMPONENT OF GASKET SET, FSN 2805-720- 773) 2 EA-SPRING, HELICAL COMPRESSION, P/N FP900 (70955) 1 EA-SPRING, HELICAL COMPRESSION: DIAPHRAGM, P/N FP901 (70955) 2 EA-VALVE FUEL PUMP, P/N FP904 (70955) GROUP 06 - CYLINDER FILLING UNIT		EA	1	3	5	10	3	5	10	120	100			
X20		HOSE, METAL, W/BUSHING: SUCTION AND DISCHARGE 571194 (07464)		EA	2									28	1	
X20		ELBOW, PIPE2 STRAINER AND COMPRESSOR LINES 539135 (07464)		EA	4									28	2	
X20		NIPPLE, PIPE: STRAINER AND COMPRESSOR LINES 54031 (07464)		EA	2									28	3	
X20		UNION, PIPE: COMPRESSOR MANIFOLD LINE 539243 (07464)		EA	1									28	4	
X20		NUT, TUBE: COUPLING, 3/8 IN. 54414 (07464)		EA	1									28	5	
X20		TUBE COPPER: BLEED OFF LINE, 3/8 IN. OD, 0.035 IN. WALL THK 32 IN. LG 5303 (07464)		FT										28	6	
X20		ADAPTER, STRAIGHT, PIPE TO TUBE: BLEED OFF LINE TO VALVE 54436 (07464)		EA	1									28	7	
P O	3655-989-2960	VALVE, GLOBE: STRAINER BLEED OFF, 1/4 IN. 16115 (10665)		EA	1	REF	REF	REF	REF	REF	REF		REF	28	8	
P O	4730-196-2055	NIPPLE, PIPE: STRAINER TO VALVE, 1/4 IN. NPT, 7/8 IN. LG		EA	1	*	*	*	*	*	*	*	*	28	9	
P O	4730-202-6693	BUSHING, PIPE: STRAINER TO VALVE, 3/8 IN. NPT ON MALE END, 1/8 IN. NPT ON FEMALE END		EA	1	*	*	*	*	*	*	*	*	28	10	
P O	3655-991-9928	STRAINER, SEDIMENT: CYLINDER FILL COMPRESSOR 2282 (63220)		EA	1	*	2	2	*	2	2	16	12	28	11	
X20		NIPPLE, PIPE: COMPRESSOR CYLINDER HEAD TO STRAINER, 1/2 IN. STD PIPE, 2 IN. LG 54029 (07464)		EA	1									28	12	

(1) SMR CODE	(2) FEDERAL STOCK NUMBER	(3) DESCRIPTION REF. NUMBER & MFR CODE	(4) USABLE ON CODE	(5) UNIT OF MEAS	(6) 30-DAY DS MAINT ALLOWANCE	(7) 30-DAY GS MAINT ALLOWANCE			(8) 1-YR ALW PER 100 EQUIP CNTGCT	(9) DEPOT MAINT ALW PER 100 EQUIP	(10) ILLUSTRATION				
						(a)	(b)	(c)			(a)	(b)	(c)	(a)	(b)
						1-20	21-50	51-100			1-20	21-50	51-100	FIG NO.	ITEM NO.
X2F		SCREW, CAP, HEXAGON HEAD COMPRESSOR CRANKCASE MTG, 1/2-12 THD SIZE, 2 1/4 IN. LG 605131A2 (07464)		EA	4							29	1		
X2F		NUT, PLAIN, HEXAON COMPRESSOR CRANKCASE MTG 1/2-12 THD SIZE 607108 (07464)		EA	4							29	2		
P F	5310-511-5272	WASHER, LOCK: COMPRESSOR CRANKCASE MTG 1/2 IN. SCREW SIZE MS35338-48 (96906)		EA	4	*	*	*	*	*	*	29	3		
X2F		WASHER, BEVEL: COMPRESSOR CRANKCASE MTG 1/2 IN. SCREW SIZE 608154 (07464)		EA	4							29	4		
P2F S	3655-128-7204	COMPRESSOR, CO2 17117 (07464)		EA	1	*	*	*	*	*	5	29	5		
P F	4730-278-2333	CAP, PIPE: OIL DRAIN, 1/4 IN. 144163 (24617)		EA	1	*	*	*	*	*	*	29	6		
X2F		NIPPLE, PIPE: OIL DRAIN, 1/4 IN. STD PIPE, 10 IN. LG MS51953-44 (96906)		EA	2							29	7		
X2F		COUPLER, PIPE: OIL DRAIN MS39233-2 (96906)		EA	1							29	8		
P F	4730-253-4412	ELBOW, PIPE: OIL DRAIN, 90 DEG, 1/4 IN. NPT MS39230-2 (96906)		EA	1	*	*	*	*	*	*	29	9		
X2F		NIPPLE, PIPE: OIL DRAIN, 1/4 IN. STD PIPE 4 IN. LG MS51953-4 (96906)		EA	1							29	10		
X2F		CAP, PIPE: OIL LEVEL, 1/8 IN. 1124-1-8 (80996)		EA	1							29	11		
X2F		NIPPLE, PIPE: OIL LEVEL, 1/8 IN. NPT, 2 IN. LG MS51953-9 (96906)		EA	1							29	12		
P F	4730-287-1649	ELBOW, PIPES: OIL LEVEL, 90 DEG, 1/8 IN. NPT MS392301 (96906)		EA	1	*	*	*	*	*	*	29	13		
P F	5340-400-5511	PLUG, VENT: GEAR CASE OIL FILL, 1/2 IN. F8372 (81043)		EA	1	*	2	2	*	2	2	16	12	29	14
X2F		COUPLER, PIPE: OIL FILL MS39233-4 (96906)		EA	1							29	15		
X2F		NIPPLE, PIPE: OIL FILL, 1/2 IN. STD PIPE 3 1/2 IN. LG MS51953-81 (96906)		EA	1							29	16		
P F	4730-253-4414	ELBOW, PIPE, STREET: OIL FILL, 90 DEG, 1/2 IN. NPT 127961 (24617)		EA	1	*	*	*	*	*	*	29	17		
X2F		PULLEY GROWE 571168 (07464)		EA	1							29	18		
X2F		KEY, MACHINE: CRANKSHAFT, 5/16 x 5/16x 1 3/4 IN. MS20066-280 (96906)		EA	1							29	19		
P F		SEAL, PLAIN, OIL ENCASED: PULLEY 212W112-M1 (80201)		EA	1	3	5	10	3	5	10	120	100	29	20
PF	5306-225-8498	BOLT, MACHINE: PLATE ATTACHING, 5/16-8 THD SIZE 7/8 IN. LG MS90725-33 (96906)		EA	6	*	*	*	*	*	*	29	21		
P F	5310-407-9566	WASER, LOCK: PLATE ATTACHING SCREW, 5/16 IN. SCREW SIZE MS35338-45 (96906)		EA	6	*	*	*	*	*	*	29	22		

(1) SMR CODE	(2) FEDERAL STOCK NUMBER	(3) DESCRIPTION REF. NUMBER & MFR CODE	(4) USABLE ON CODE	(5) UNIT OF MEAS	(6) QTY INC IN UNIT	(6) 30-DAY DS MAINT ALLOWANCE			(7) 30-DAY GS MAINT ALLOWANCE			(8) 1-YR ALW PER 100 EQUIP CNTGCT	(9) DEPOT MAINT ALW PER 100 EQUIP	(10) ILLUSTRATION	
						(a)	(b)	(c)	(a)	(b)	(c)			(a)	(b)
						1-20	21-50	51-100	1-20	21-50	51-100			FIG NO.	ITEM NO.
X2F		SIDE PLATE, BEARING: CRANKCASE 571113 (07464)		EA	1									29	23
P F	3655-541-2237	GASKET, CRANKCASE: RETAINING PLATE S523245 (76325)		EA	1	3	6	13	3	6	13	150	100	29	24
P F	3110-100-4471	BEARING, ROLLER, TAPERED 2720-2788 (60038)		EA	2	4	8	17	4	8	17	200	200	29	25
X2F		WASHER, KEY: CRANKSHAFT W08 (79568)		EA	1									29	26
X2F		NUT, SELF-LOCKING, ROUND: CRANKSHAFT NO8 (79568)		EA	1									29	27
P2F R	3655-128-7206	CRANKSHAFT ASSEMBLY 571187 (07464)		EA	1	*	*	*	*	*	*	5	*	29	28
P F	5315-729-6982	KEY, MACHINE: CRANKSHAFT, 1/4 X 1/4 IN, 1 IN. LG MS20066-206 (96906)		EA	1	*	*	*	*	*	*	*	*	29	29
P F	5315-198-5986	PIN, TAPERED, PLAIN: ECCENTRIC RETAINER, NO. 6, 1 1/2 IN. LG MS24692-331 (96906)		EA	1	*	*	*	*	*	*	*	*	29	30
X1		ECCENTRIC: CRANKSHAFT 571189 (07464)		EA	1									29	31
P F	5305-723-9385	SETSCREW: COUNTERWEIGHT, 1/4-20 THD SIZE 3/8 IN. LG MS51963-65 (96906)		EA	1	*	*	*	*	*	*	*	*	29	32
X1		COUNTER BALANCE 571185 (07164)		EA	1									29	33
X1		CRANKSHAFT 571188 (07464)		EA	1									29	34
P F	5310-282-6962	RING, RETAINING: BEARING 5100-375 (79136)		EA	2	2	2	3	2	2	3	36	24	29	35
P F		BEARING, ROLLER, RADIAL AND THRUST: CRANKSHAFT MS219 (51600)		EA	1	2	1	8	2	4	8	100	100	29	36
X1		CRANKCASE, C02 COMPRESSOR 571186 (07644)		EA	1									29	37
P F	5305-269-3215	SCREW, CAP, HEXAGON HEAD: CYLINDER MTG, 3/8-16 THD SIZE, 1 3/4 IN. LG MS90725-65 (96906)		EA	6	*	*	*	*	*	*	*	*	30	1
P F	5310-637-9541	WASHER, LOCK: CYLINDER MTG, 3/8 IN. SCREW SIZE MS35338-6 (96906)		EA	6	*	*	*	*	*	*	*	*	30	2
P F	3655-580-8930	GASKET, CYLINDER S523247 (76325)		EA	1	3	5	10	3	5	10	120	100	30	3
P F	3655-628-5172	PLUNGER, COMPRESSOR 571123 (10665)		EA	1	2	2	4	2	2	4	48	36	30	4
X20		ADAPTER, BUSHING: CYLINDER HEAD 57128 (07464)		EA	2									30	5
X20		WASHER, FLAT: CYLINDER HEAD VALVE 4714 (07464)		EA	2									30	6
P O		VALVE ASSEMBLY COMPRESSOR 37134 (07464)		EA	2	3	5	10	3	5	10	120	100	30	7
X2F		ADAPTER, BUSHING: CYLINDER HEAD 571158 (07464)		EA	1									30	8
P F	5340-580-8426	SPACER RING: CYLINDER HEAD 523246 (10665)		EA	1	3	5	10	3	5	10	120	100	30	9

(1) SMR CODE	(2) FEDERAL STOCK NUMBER	(3) DESCRIPTION USABLE ON CODE	(4) UNIT OF MEAS	(5) QTY INC IN UNIT	(6) 30-DAY DS MAINT ALLOWANCE			(7) 30-DAY GS MAINT ALLOWANCE			(8) 1-YR ALW PER 100 EQUIP CNTGCT	(9) DEPOT MAINT ALW PER 100 EQUIP	(10) ILLUSTRATION	
					(a)	(b)	(c)	(a)	(b)	(c)			(a)	(b)
					1-20	21-50	51-100	1-20	21-50	51-100			FIG NO.	ITEM NO.
X2F		SCREW, CAP, HEXAGON HEAD: HEAD TO CYLINDER, 5/8-18 THD SIZE, 3 1/2 IN. LG 605133H1 (07464)	EA	4									30	10
P F	5310-820-6653	WASHER, LOCK: HEAD TO CYLINDER, 5/8 IN. SCREW SIZE MS35338-50 (96906)	EA	4	*	*	*	*	*	*	*	*	30	11
PZF	3655-980-1635	CYLINDER, COMPRESSOR 571117 (10665)	EA	1	*	*	*	*	*	*	5	*	30	12
P F	5330-369-4387	GLAND, PACKING: CYLINDER HEAD 571111 (07416)	EA	1	2	2	3	2	2	3	36	24	30	13
P F	3655-628-0651	WIPER, SLIDE SHAFT: CYLINDER HEAD S571163 (03850)	EA	1	3	5	10	3	5	10	120	100	30	14
P F	3655-629-2290	SPACER, RING: CYLINDER HEAD 571159 (10665)	EA	1	*	2	2	*	2	2	16	12	30	15
P F	3655-628-5166	BEARING SLEEVE: CYLINDER HEAD S57112 (80755)	EA	1	3	5	10	3	5	10	120	100	30	16
P F	3655-580-8970	RETAINER, PACKING: LOWER 571156 (10665)	EA	1	*	2	2	*	2	2	16	12	30	17
P F	3655-5-24	PACKING PREFORMED: CYLINDER HEAD 52330 (10665)	EA	1	3	5	10	3	5	10	120	100	30	18
P F	3655-511-2228	RETAINER, PACKING: UPPER 571157 (10665)	EA,	1	*	2	2	*	2	2	16	12	30	19
P2F	4310-420-4628	CYLINDER HEAD, COMPRESSOR 571107 (07464)	EA	1	*	*	*	*	*	*	5	*	30	20
		GROUP 07 - DRIVE SHAFTS, CLUTCHES AND BELT TIGHTENER												
P O	5305-068-0501	SCREW, CAP, HEXAGON HEAD: BELT GUARD MTG, 1/1-20 THD SIZE, 5/8 IN. LG MS90725-5 (96906)	EA	2	*	*	*	*	*	*	*	*	31	1
P O	5310-582-5965	WASHER, LOCK: BELT GUARD MTG, 14 IN. SCREW SIZE MS35338-44 (96906)	EA	11	*	*	^	*	*	*	*	*	31	2
P O	5310-761-6882	NUT, PLAIN, HEXAGON: BELT GUARD MTG, 1/4-20 THD SIZE MS51967-1 (96906)	EA	11	*	*	*	*	*	*	*	*	31	3
X20		BOLT, U: BELT GUARD MTG, 1/4-20 THD SIZE 559811 (07464)	EA	2									31	4
P O	5305-068-0502	SCREW, CAP, HEXAGON HEAD: BELT GUARD MTG, 1/4-20 THD SIZE, 3/4 IN. LG MS90725-6 (96906)	EA	7	*	*	*	*	*	*	*	*	31	5
X20		BRACKET, BELT GUARD FD41093-2 (07464)	EA	1									31	6
X20		GUARD, BELT: GAS ENGINE AND TRANSFER PUMP 559793 (07464)	EA	1									31	7
X20		GUARD, BELT: REFRIGERATOR AND CYLINDER FILL 559792 (07464)	EA	1									31	8
P F	5305-225-3839	SCREW, CAP, HEXAGON HEAD: CLUTCH SHIFTER, 1/4-20 THD SIZE, 1 IN. LG MS90725-8 (96906)	EA	6	*	*	*	*	*	*	*	*	32	1
P F	5310-582-5965	WASHER, LOCK: CLUTCH SHIFTER, 1/4 IN. SCREW SIZE MS35338-44 (96906)	EA	6	*	*	*	*	*	*	*	*	32	2

(1) SMR CODE	(2) FEDERAL STOCK NUMBER	(3) DESCRIPTION REF. NUMBER & MFR CODE	(4) USABLE ON CODE	(5) UNIT OF MEAS	(6) 30-DAY DS MAINT ALLOWANCE	(7) 30-DAY GS MAINT ALLOWANCE			(8) 1-YR ALW PER 100 EQUIP CNTGCT	(9) DEPOT MAINT ALW PER 100 EQUIP	(10) ILLUSTRATION				
						(a)	(b)	(c)			(a)	(b)	(c)	(a)	(b)
						1-20	21-50	51-100			1-20	21-50	51-100	FIG NO.	ITEM NO.
P F	5310-772-3887	NUT, PLAIN, HEXAGON: CLUTCH SHIFTER, 1/4-20 THD SIZE MS51967-1 (96906)	EA	6							32	3			
X2F		SHIFTER, CLUTCH: REFRIGERATOR COMPRESSOR 559443 (07464)	EA	1							32	4			
X2F		SHIFTER, CLUTCH: TRANSFER PUMP 559539 (07464)	EA	1							32	5			
X2F		SHIFTER, CLUTCH: CARBON DIOXIDE COMPRESSOR 559540 (07116)	EA	1							32	6			
P F	5305-68-0500	SCREW, MACHINE: BELT TIGHTENER MOUNT, 1/4-20 THD SIZE, 1/2 IN. LG MS90725-3 (96906)	EA	*							33	1			
P F	5310-550-1130	WASHER, LOCK: BELT TIGHTENER MOUNT, 1/4 IN. SCREW SIZE MS35333-10 (96906)	EA	*	*	*	*	*	*	*	33	2			
P F	2805-400-5211	TIGHTENER, BELT: GASOLINE ENGINE 559808 (07464)	EA	1	*	2	2	*	2	2	16	12	33	3	
X2F		NUT, PLAIN, HEXAGON: ANCHOR JAM NUTS, 1/2-12 THD SIZE 607130 (07464)	EA	2							33	4			
X2F		ANCHOR, BELT TIGHTENER, 3/8 x 1 1/2 IN. FB41103-4 (07464)	EA	1							33	5			
X1		STUD, STEPPED ADJUSTING BELT TIGHTENER FB41103-2 (07464)	EA	1							33	6			
X1		MOUNT, RESILIENT: GAS ENGINE C2020T6 (88235)	EA	1							33	7			
P F	3030-542-1159	BELTS, V. MATCHED SET: SET OF THREE, GASOLINE ENGINE DRIVE BELTS B62MATCHEDSET (25472)	EA	1	3	5	10	3	5	10	120	100	34	1	
X2F		SCREW, CAP, HEXAGON HEAD: BEARING MTG, 1/2-12 THD SIZE, 7 3/4 IN. LG 605131W (07464)	EA	4									34	2	
X2F		NUT, PLAIN, HEXAGON: BEARING MTG, 1/2-12 THD SIZE 607108 (07464)	EA	4									34	3	
P F	5310-584-5272	WASHER, LOCK: BEARING MTG, 1/2 IN. SCREW SIZE MS35338-48 (96906)	EA	4	*	*	*	*	*	*	*	*	34	4	
P F	5310-809-3079	WASHER, FLAT: BEARING MTG, 1/2 IN. SCREW SIZE MS27183-19 (96906)	EA	4									34	5	
X2F		BUSHING, TAPERED: PULLEY 1615-1-7-16-1T011-2 (71956)	EA	1									34	6	
X2F		PULLEY, GROOVET: DRIVE 5-8PD3GROOVEBSEC (71956)	EA	1									34	7	
P F	3130-227-4273	BEARING, UNIT BALL, PILLOW BLOCK MP23 (02695)	EA	2	4	8	17	4	8	17	200	160	34	8	
P F	5315-849-7237	KEY, MACHINE: ENGINE DRIVE SHAFT, 3/8 X 3/8 IN., 1 1/2 IN. LG M520066-379 (96906)	EA	1	*	*	*	*	*	*	*	*	34	9	
P F	5315-732-1005	KEY, MACHINE: ENGINE DRIVE SHAFT, 3/8 X 3/8 IN., 2 IN. LG MS20066-381 (96906)	EA	1	*	*	*	*	*	*	*	*	34	10	
X2F		SHAFT, STRAIGHT: GAS ENGINE 559459 (07464)	EA	1									34	11	

(1) SMR CODE	(2) FEDERAL STOCK NUMBER	(3) DESCRIPTION REF. NUMBER & MFR CODE	(4) USABLE ON CODE	(5) UNIT OF MEAS	(6) 30-DAY DS MAINT ALLOWANCE	(7) 30-DAY GS MAINT ALLOWANCE			(8) 1-YR ALW PER 100 EQUIP CNTGCT	(9) DEPOT MAINT ALW PER 100 EQUIP	(10) ILLUSTRATION				
						(a)	(b)	(c)			(a)	(b)	(c)	(a)	(b)
						1-20	21-50	51-100			1-20	21-50	51-100	FIG NO.	ITEM NO.
P2F	4130-400-6994	CLUTCH ASSEMBLY, FRICTION: ENGINE DRIVE SHAFT AND COUNTERSHAFT 63H1-410- (28718)	EA	2	*	*	*	*	*	*	5	*	34	12	
P F	5305-543-4662	SCREW, MACHINE: CLUTCH COVER TO SLEEVE, NO. 10 THD SIZE, 3/8 IN. LG MS35265-61 (96906)	EA	4	*	*	*	*	*	*	*	*	34	13	
P F	5310-043-2226	WASHER, LOCK: CLUTCH COVER TO SLEEVE, NO. 10 SCREW SIZE MS35338-43 (96906)	EA	4	*	*	*	*	*	*	*	*	34	14	
X2F		COVER, CLUTCH HOUSING 63-12-410 (28718)	EA	1									34	15	
X1		SLEEVE, CLUTCH SHIFTER HOUSING 63-13-410 (28718)	EA	1									34	16	
P F	5320-993-7110	RIVET, SOLID: LINING, 1/8 IN. DIA, 3/8 IN. LG MS20615-4CU12 (96906)	EA	24	*	*	*	*	*	*	*	*	35	1	
P F	3655-618-2707	LINING, FRICTION 63-64-410 (28718)	EA	3	2	4	8	2	4	8	100	80	35	2	
X2F		BOLT, MACHINE: LINK RETAINING 63-48-410 (28718)	EA	6									35	3	
X2F		LINK, CLUTCH CONTROL 63-32-410 (28718)	EA	6									35	4	
X2F		SPACER, SHIFTER FORK 63-37-410 (28718)	EA	6									35	5	
P F	5340-633-4542	BUSHING, RUBBER 63-89-410 (28718)	EA	6	2	4	8	2	4	8	100	80	35	6	
X2F		NUT, SELF-LOCKING, HEXAGON: LINK RETAINING 21NE048 (72962)	EA	6									35	7	
P F	5305-724-6738	SETSCREW: HUB, NO. 2 THD SIZE, 3/8 IN. LG MS51965-54 (96906)	EA	3	*	*	*	*	*	*	*	*	35	8	
X2F		SHOE, SHIFTER FORK 63H31-410 (28718)	EA	3									35	9	
X1		HUB, CLUTCH 63-23-410 (28718)	EA	1									35	10	
P F	5305-723-9383	SETSCREW: FAN TO COUNTERSHAFT, 1/4-20 THD SIZE 1/2 IN. LG MS51963-67 (96906)	EA	2	*	*	*	*	*	*	*	*	36	1	
P F	4140-20-5265	IMPELLER, FAN, AXIAL: CONDENSOR COOLING B130889 (53591)	EA	1	2	2	2	2	2	2	24	20	36	2	
P F	5315-729-6993	KEY, MACHINE: FAN TO COUNTERSHAFT, 1/4 X 1/4 X 2 1/4 IN. MS20066-236 (96906)	EA	1	*	*	*	*	*	*	*	*	36	3	
X2F		SCREW, CAP, HEXAGON HEAD: BEARING MTG, 1/2-12 THD SIZE, 1 3/4 IN. LG 605131W (07464)	EA	4									36	4	
P F	5310-809-3079	WASHER, FLAT: BEARING MTG, 1/2 IN. SCREW SIZE MS27183-19 (96906)	EA	4	*	*	*	*	*	*	*	*	36	5	
P F	5310-584-5272	WASHER, LOCK: BEARING MTG, 1/2 IN. SCREW SIZE MS35338-48 (96906)	EA	4	*	*	*	*	*	*	*	*	36	6	
X2F		NUT, PLAIN, HEXAGON: BEARING MTG, 1/2-12 THD SIZE 607108 (07464)	EA	4									36	7	
X2F		COUNTERSHAFT ASSEMBLY 559465 (07464)	EA	1									36	8	

(1) SMR CODE	(2) FEDERAL STOCK NUMBER	(3) DESCRIPTION REF. NUMBER & MFR CODE	(4) USABLE ON CODE	(5) UNIT OF MEAS	(6) QTY INC IN UNIT	(6) 30-DAY DS MAINT ALLOWANCE			(7) 30-DAY GS MAINT ALLOWANCE			(8) 1-YR ALW PER 100 EQUIP CNTGCT	(9) DEPOT MAINT ALW PER 100 EQUIP	(10) ILLUSTRATION	
						(a)	(b)	(c)	(a)	(b)	(c)			(a)	(b)
						1-20	21-50	51-100	1-20	21-50	51-100			FIG NO.	ITEM NO.
X2F		SETSCREW: BEARINGS AND PULLEYS, 16-24 THD SIZE, 3/8 IN. 6063473 (07464)		EA	11									36	9
P F	3130 580-7994	BEARING UNIT, ROLLER, PILLOW BLOCK P20 (02695)		EA	2	2	4	8	2	4	8	100	80	36	10
X2F		BUSHING, TAPERED: PULLEY 2517-15-16TO1-1-4 (71956)		EA	1									36	11
X2F		PULLEY, GROOVE: FOUR GROOVE, COUNTERSHAFT DRIVE PULLEY 5-8PD3GROOVBSEC (71956)		EA	1									36	12
P F	3110-271-0208	BEARING, BALL, ANNULAR COUNTERSHAFT ER20 (02695)		EA	6	3	5	10	3	5	10	120	100	36	13
X2F		PULLEY, GROOVE: TRANSFER PUMP 50488 (07464)		EA	1									36	14
X2F		PULLEY, GROOVE: CARBON DIOXIDE COMPRESSOR AND REFRIGERATOR DRIVE 50487 (07464)		EA	2									36	15
P F	5315-957-7089	KEY, MACHINE: COVER 1/4 X 1/4 X 2 1/2 IN. MS20066-237 (96906)		EA	1									36	16
P F	5315-962-1473	KEY, MACHINE COUNTERSHAFT, 1/4 X 1/4 X 1 3/4 IN. MS20066-257 (96906)		EA	1									36	17
P F	5315-732-2835	KEY, MACHINE: COUNTERSHAFT, 1/4 X 1/4 X 3 IN. MS20066-261 (96906)		EA	3									36	18
X1		SHAFT, STRAGHT 559464 (07464)		EA	1									36	19
P F	5306-225-8499	SCREW, CAP, HEXAGON HEAD: CLUTCH TO PULLEY, 5/16-18 THD SIZE, 1 IN. LG MS90725-34 (96906)		EA	9	*	*	*	*	*	*	*	*	36	20
P F	5310-407-9566	WASHER, LOCK: CLUTCH TO PULLEY, 5/16 IN. SCREW SIZE MS35338-45 (96906)		EA	9	*	*	*	*	*	*	*	*	36	21
P2F	3655-628-5152	CLUTCH ASSEMBLY, SHIFTER COUNTERSHAFT 559394 (10665)		EA	3	*	*	*	*	*	*	5	*	37	1
P F	3120-250-2163	SLEEVE, BUSHING: CLUTCH COLLAR 559813 (07464)		EA	2	2	3	5	2	3	5	60	48	37	2
P F	2520-421-1419	CLUTCH, FRICTION XA4064 (61208)		EA	1	2	2	3	2	2	3	36	24	37	3
X1		RING, DRIVING 4942 (61208)		EA	1									37	4
X2F		FITTING, LUBRICATION: COLLAR M1917 (61208)		EA	1									37	5
X2F		COLLAR ASSEMBLY X201B (61208)		EA	1									37	6
X2F		SCREW, CAP, HEXAGON HEAD COLLAR RETAINING M2000T (61208)		EA	2									37	7
X2F		NUT, PLAIN, HEXAGON: COLLAR RETAINING, 1/2-28 THD SIZE M1930A (61208)		EA	2									37	8
X2F		SHIM, COLLAR 2710 (61208)		EA	2									37	9

(1) SMR CODE	(2) FEDERAL STOCK NUMBER	(3) DESCRIPTION	(4) UNIT OF MEAS	(5) QTY INC IN UNIT	(6) 30-DAY DS MAINT ALLOWANCE			(7) 30-DAY GS MAINT ALLOWANCE			(8) 1-YR ALW PER 100 EQUIP CNTGCT	(9) DEPOT MAINT ALW PER 100 EQUIP	(10) ILLUSTRATION	
					(a)	(b)	(c)	(a)	(b)	(c)			(a)	(b)
					1-20	21-50	51-100	1-20	21-50	51-100			FIG NO.	ITEM NO.
X1		REF. NUMBER CODE 4201B (61208)	EA	1									37	10
P F	2520-352-6240	SLEEVE, SLIDING B1016 (61208)	EA	1	2	2	3	2	2	3	36	24	37	11
X2F		LEVER B1025 (61208)	EA	6									37	12
X2F		SETSCREW M2041AC (61208)	EA	1									37	13
X2F		LOCK SPRING A2260 (612C8)	EA	1									37	14
X2F		RING ADJUSTING A4039 (61208)	EA	1									37	15
X2F		RING, LEVER B1155 (61208)	EA	1									37	16
X1		PLATE CLAMP A4040 (61208)	EA	1									37	17
P F		PLATE, DRIVING 4948 (61208)	EA	1	2	2	2	2	2	2	24	20	37	18
X1		PLATE CLAMP A4040C J (61208)	EA	1									37	19
X2F		PIN SPRING M21652-26 (96906)	EA	3									37	20
P F	2520-201-1635	SPRING, HELICAL, COMPRESSION: CLAMP PLATE A2700Y (61208)	EA	3	*	2	2	.	2	2	16	12	37	21
X2F		KEY, WOODRUFF: HUB M2045M (61208)	EA	1									37	22
X2F		SETSCREW: HUB M2038AC (61208)	EA	1									37	23
X1		HUB, CLUTCH A4041(61208)	EA	1									37	24
		GROUP 08 - REFRIGERATION SYSTEM												
P F	5305-225-3839	SCREW, MACHINE: CLAMP TO BRACKET, 1/4-20 THD SIZE, 1 IN. LG MS90725-8 (96906)	EA	1	*	*	*	*	*	*	*	*	38	1
X2F		CLAMP, PIPE: ANCHOR AND REINFORCE 512136A (07464)	EA	1									38	2
P F	5310-582-5965	WASHER, LOCK: CLAMP TO BRACKET AND BRACKET MTG, 1/1 IN. SCREW SIZE MS35338-44 (96906)	EA	5	*	*	*	*	*	*	*	*	38	3
P F	5310-772-3887	NUT, PLAIN, HEXAGON: CLAMP TO BRACKET AND BRACKET MTG, 1/20 THD SIZE MS51967-1 (96906)	EA	5	*	*	*	*	*	*	*	*	38	4
P F	5305-06805002	SCREW, CAP, HEXAGON HEAD: BRACKET MTG, 1/4)-20 THD SIZE, 3/4 IN. LG MS90725-6 (96906)	EA	4	*	*	*	*	*	*	*	*	38	5
X2F		BRACKET, ANGLE: TUBE CLAMP 559724 (0761)	EA	1									38	6
X2F		NUT, TUBE COUPLING: REFRIGERANT TUBING, 3/1 IN. A5222 (41947)	EA	2									38	7
X2F		TUBE, COPPER: COMPRESSOR TO REFRIGERATOR COIL, 3/1 IN. 00, 0.035 IN. WALL THK, 1/44 IN. LG 5606 (07464)	FT										38	8

(1) SMR CODE	(2) FEDERAL STOCK NUMBER	(3) DESCRIPTION	(4) USABLE ON CODE	(5) UNIT OF MEAS	(6) 30-DAY DS MAINT ALLOWANCE			(7) 30-DAY GS MAINT ALLOWANCE			(8) 1-YR ALW PER 100 EQUIP CNTGCT	(9) DEPOT MAINT ALW PER 100 EQUIP	(10) ILLUSTRATION		
					(a)	(b)	(c)	(a)	(b)	(c)			(a) FIG NO.	(b) ITEM NO.	
					1-20	21-50	51-100	1-20	21-50	51-100					
X2F		NUT, TUBE COUPLING: REFRIGERANT TUBING A5051 (41947)		FT								38	9		
X2F		TUBE, COPPER: COMPRESSOR TO REFRIGERANT PRESSURE CONTROLS, 1/4 IN. OD, 0.035 IN. WALL THK, 48 IN. LG 5601 (07464)		EA	2							38	11		
X2F		TEE, TUBET REFRIGERANT TUBING, 1/4 IN. A340 (41947)		EA	2							38	12		
X2F		ADAPTER, STRAIGHT, PIPE TO TUBE: REFRIGERANT TUBING A4585 (41947)		EA	1							38	13		
X2F		NUT, TUBE COUPLING, REDUCING: REFRIGERANT TUBING A4583 (41947)		EA	2							38	14		
X2F		NUT, TUBE COUPLING: REFRIGERANT TUBING 3/8 IN. 54414 (41947)		FT								38	15		
P F	6680-949-0320	TUBE, COPPER: RECEIVER TO CONDENSER, 3/8 IN. OD, 0.035 IN. WALL THK, 144 IN. LG 5603 (07464)		EA	1	*	2	2	*	2	2	16	12	38	16
X2F		SIGHT, GLASS REFRIGERANT 50-6s (58553)		EA	1							38	17		
X2F		ADAPTER, STRAIGHT, PIPE TO TUBE REFRIGERANT TUBING A1199 (41947)		EA	2							38	18		
X2F		NUT, TUBE COUPLING: REFRIGERANT TUBING, 5/8 IN. A5157 (41947)		EA	2							38	19		
X2F		TUBE, COPPER: COMPRESSOR DISCHARGE VALVE TO CONDENSER, 5/8 IN. OD, 0.035 IN. WALL THK, 30 IN. LG 5605 (07464)		EA	1							38	20		
X2F		ADAPTER, STRAIGHT, PIPE TO TUBE: REFRIGERANT TUBING, 3/1 IN. A4740 (41947)		EA	2							38	21		
X2F		ELBOW, PIPE TO TUBE: REFRIGERANT TUBING, 3/1 IN. 539630 (07464)		EA	1							38	22		
X2F		ADAPTER, STRAIGHT, PIPE TO TUBE: REFRIGERANT TUBING A4739 (41947)		EA	2							38	23		
X2F		NUT, TUBE COUPLING: REFRIGERANT TUBING, 1/2 IN. A5053 (41947)		EA	2							38	21		
X2F		TUBE, COPPER: EXPANSION VALVE TO REFRIGERATOR COIL, 1/2 IN. OD, 0.049 IN. WALL THK, 5 IN. LG 560143 (07464)		EA	1	*	2	2	*	2	2	16	12	38	25
P F	4820-420-8727	VALVE, EXPANSION 6731429 (96452)		EA	4							39	1		
X2F		SCREW, CAP, HEXAGON, HEAD: COMPRESSOR MTG, 1/2-12 THD SIZE, 2 1/2 IN. LG 605131AZ (07464)		EA	4							39	2		
X2F		WASHER, BEVEL: COMPRESSOR MTG, 1/2 IN. SCREW SIZE 608154 (07464)		EA	2							39	3		
X2F		BAR, REINFORCING: COMPRESSOR MTG 559434 (07464)		EA	2							39	3		

(1) SMR CODE	(2) FEDERAL STOCK NUMBER	(3) DESCRIPTION	(4) USABLE ON CODE	(5) UNIT OF MEAS	(6) 30-DAY DS MAINT ALLOWANCE	(7) 30-DAY GS MAINT ALLOWANCE			(8) 1-YR ALW PER 100 EQUIP CNTG CY	(9) DEPOT MAINT ALW PER 100 EQUIP	(10) ILLUSTRATION				
						(a)	(b)	(c)			(a)	(b)	(c)	(a)	(b)
						1-20	21-50	51-100			1-20	21-50	51-100	FIG NO.	ITEM NO.
P F	5310-584-4272	WASHER, DISCH COMPRESSOR MTG, 1/2 IN. SCREW SIZE MS35338-48 (96906)		EA		*	*	*			39	4			
X2F		NUT, PLAIN, HEXAGON: COMPRESSOR MTG, 1/2-12 THD SIZE 607108 (07464)		EA	1						39	5			
P2F S	4130-377-5190	COMPRESSOR ASSEMBLY: REFRIGERANT 83000 (14569)		EA	1	*	*	*	5	*	39	6			
X2F		SCREW, CAP, HEXAGON HEAD: BASE PLATE MTG 100-0013-30 (14569)		EA	18						39	7			
X2F		PLATE, BASE: COMPRESSOR 003-0113-00 (14569)		EA	1						39	8			
P F	5330-369-3462	GASKET: BASE PLATE 020-0111-00 (14569)		EA	1	3	5	10	3	5	10	120	100	39	9
X2F		SCREW, CAP, HEXAGON HEAD: CYLINDER HEAD 100-0013-38 (14569)		EA	10	3	5	10	3	5	10	120	100	39	11
P F	5330-369-3609	WASHER, FLAT: CYLINDER HEAD 002-0196-00 (14569)		EA	10	3	5	10	3	5	10	120	100	39	11
P2F	4130-371-n77	HEAD, CYLINDER 002-0012-00 (14569)		EA	1	*	*	*	*	*	*	5	39	12	
P F	5330-377-587	GASKET: VALVE PLATE 020-0050-00 (14569)		EA	1	3	5	10	3	5	10	120	100	39	13
P2F	4130-374-7592	PLATE ASSEMBLY, VALVE 998-0661-28 (14569)		EA	1	*	*	*	*	*	*	5	39	14	
P F	4130-374-7582	GASKET: VALVE PLATE 020-0051-00 (14569)		EA	1	3	5	10	3	5	10	120	100	39	15
X2F		BOLT, MACHINE: CHECK VALVE MTG 100-0013-16 (14569)		EA	2							39	16		
PF	4130-213-144	VALVE, CHECK 510-0010-00 (14569)		EA	1	*	2	2	*	2	2	16	12	39	17
P F	4130-292-1)25	GASKET: DISCHARGE VALVE 020-0012-01(14569)		EA	1	3	5	10	3	5	10	120	100	39	18
X2F		PLUG PIPE: CYLINDER BLOCK 036-0008-02 (14569)		EA	3							39	19		
X2F		BOLT, MACHINE: REAR BEARING PLATE 100-0013-13 (14569)		EA	4							39	20		
X2F		PLATE COVER: REAR BEARING 81010 (14569)		EA	1							39	21		
P F	5330-369-3630	GASKET: REAR BEARING PLATE 020-0430-00(14569)		EA	1	3	5	10	3	5	10	120	100	39	22
P F	4130-376-856	BALL, THRUST 035-0002-03 (14569)		EA	1	3	5	10	3	5	10	120	100	39	23
X2F		SCREW, CAP, HEXAGON HEAD: SHUTOFF VALVE MTG 100-0013-51 (14569)		EA	2							39	24		
P F		VALVE, SHUTOFF 510-0063-00 (11569)		EA	1	*	2	2	*	2	2	16	12	39	25
P F	5330-369-3464	GASKET: SUCTION VALVE 020-0012-02 (14569)		EA	2	5	10	20	5	10	20	210	200	39	26
X2F		STRAINER, ELEMENT: SEDIMENT 013-0024-00 (14569)		EA	1							39	27		
X2F		BOLT, MACHINE: FLANGE MTG 100-0013-14 (14569)		EA	8							39	28		
X2F		FLANGE, ADAPTER CHAMBER 034-0001-00 (14569)		EA	1							39	29		

(1) SMR CODE	(2) FEDERAL STOCK NUMBER	(3) DESCRIPTION	(4) USABLE ON CODE	(5) UNIT OF MEAS	(6) 30-DAY DS MAINT ALLOWANCE			(7) 30-DAY GS MAINT ALLOWANCE			(8) 1-YR ALW PER 100 EQUIP CENTGY	(9) DEPOT MAINT ALW PER 100 EQUIP	(10) ILLUSTRATION		
					(a)	(b)	(c)	(a)	(b)	(c)			(a)	(b)	
					1-20	21-50	51-100	1-20	21-50	51-100			FIG NO.	ITEM NO.	
P F	4130-073-6305	GASKET CHAMBER FLANGE 020-0019-00 (14569)		EA	3	5	10	3	5	10	100	100	39	30	
X2F		BODY AND HOUSING: COVER ASSEMBLY 83039 (1)569		EA	1								39	31	
X2F		NUT, PLAIN, HEXAGON: PULLEY HTG 101-0002-15 (14569)		EA	1								40	1	
X2F		PULLEY, GROOVE: COMPRESSOR DRIVE 026-0032-00 (14569)		EA	1								40	2	
X2F		BOLT, MACHINE: SEAL MTG 100-0013-13 (14569)		EA	6								40	3	
P F	4130-353-5571	SEAL ASSEMBLY, COMPRESSOR 520-0006-00 (12569)		EA	1	3	5	10	3	5	10	120	100	40	4
P F	5330-369-36)6	GASKET COMPRESSOR SEAL 020-0007-02 (14569)		EA	1	3	5	10	3	5	10	120	100	40	5
X1		COVER ASSEMBLY HOUSING 83038 (14569)		EA	1								40	6	
X2F		SCREW, CAP, HEXAGON HEAD: COVER MTG 100-0013-30 (14569)		EA	8								40	7	
P F	5330-369-3664	GASKET: HOUSING COVER 020-0019-02 (14569)		EA	1	3	5	10	3	5	10	120	100	40	8
P2F	3655-875-099	CONNECTING ROD AND PISTON ASSEMBLY 504-0017-00 (14569)		EA	2	*	*		*	*	*	5	*	40	9
X2F		KEY, WOODRUFF: CRANKSHAFT 075-0001-02 (1) 569)		EA	1								40	10	
P2F S	4130-374-7591	CRANKSHAFT, COMPRESSOR 007-0032-00 (14569)		EA	1	5	*	*	*	*	*	5	*	40	11
P F	3030-529-0069	BELTS, V: COMPRESSOR DRIVE, MATCHED SET OF THREE MS39256875 (96906)		EA	1	5	10	20	5	10	20	240	200	40	12
P F	4730-182739	NUT, TUBE COUPLING: DEHYDRATOR TO RECEIVER LINE, 3/8 IN. A5052 (41947)		EA	2	*	*	*	*	*	*	*	*	1	1
X2F		TUBE, COPPER DEHYDRATOR TO RECEIVER, 318 IN. OD, 0.035 IN. WALL THK, 48 IN. LG 5603 (07464)		FT										41	2
P F	4730-427-5126	ADAPTER, STRAIGHT, PIPE TO TUBE: DEHYDRATOR TO RECEIVER LINE, 3/8 IN. A1199 (41947)		EA	1	*	*	*	*	*	*	*	*	41	3
P F	5310-761-6882	NUT, PLAIN, HEXAGON: RECEIVER AND DEHYDRATOR HTG 1/4-20 THD SIZE M551967-2 (96906)		EA	6	*	*	*	*	*	*	*	*	41	4
P F	5310-582-5965	WASHER, LOCK: RECEIVER AND DEHYDRATOR MTG, 1/4-20 SCREW SIZE MS35338-44 (96906)		EA	6	*	*	*	*	*	*	*	*	41	5
X2F		BOLT, U: DEHYDRATOR MTG, 1/4-20 THD SIZE, 9 IN. LG 558654 (07464)		EA	1									41	6
P F	4130-649-9414	DEHYDRATOR, DESICCANT REFRIGERANT A16619 (41947)		EA	1	3	7	13	3	7	13	160	100	41	7
X2F		BOLT, U: RECEIVER MTG, 1/4-20 THD SIZE, 14 3/4 IN. LG 55916 (07464)		EA	2									41	8
X2F		RECEIVER, FREON COMPRESSOR 577-000400 (14569)		EA	1									41	9
P F	5305-989-7)34	SCREW, MACHINE: SHROUD MTG, NO. 10-32 THD SIZE, 1/2 IN. LG MS35207-263 (96906)		EA	3	*	*	*	*	*	*	*	*	42	1

(1) SMR CODE	(2) FEDERAL STOCK NUMBER	(3) DESCRIPTION	(4) USABLE ON CODE	(5) UNIT INC IN UNIT	(6) 30-DAY DS MAINT ALLOWANCE			(7) 30-DAY GS MAINT ALLOWANCE			(8) 1-YR ALW PER 100 EQUIP CNTGCT	(9) DEPOT MAINT ALW PER 100 EQUIP	(10) ILLUSTRATION	
					(a)	(b)	(c)	(a)	(b)	(c)			(a)	(b)
					1-20	21-50	51-100	1-20	21-50	51-100			FIG NO.	ITEM NO.
P F	5310-005-3296	WASHER, LOCK: SHROUD MTG, NO. 10 SCREW SIZE MS35338-43 (96906)		EA	3	*	*	*	*	*	*	*	42	2
P F	5310-042-6903	NUT, PLAIN, HEXAGON: SHROUD MTG, NO. 10-32 THD SIZE MS35650-102 (96906)		EA	3	*	*	*	*	*	*	*	2	3
X2F	SHROUD, REFR	GERANT CONDENSER 559777 (07464)		EA	1								42	4
P F	5305-071-2239	SCREW, CAP, HEXAGON HEAD: CONDENSER MTG, 1/4-20 THD SIZE, 1 1/2 IN. LG MS90725-12 (96906)		EA	6	*	*	*	*	*	*	*	42	5
X2F		BRACKET, MOUNTING: CONDENSER SHIELD 559767 (07464)		EA	1								42	6
X2F		WASHER, BEVEL: CONDENSER AND BRACKETS MTG 60853E (64074)		EA	10								42	7
P F	5310-582-5965	WASHER, LOCK: CONDENSER MTG, 1/4 IN. SCREW SIZE MS35338-44 (96906)		EA	6	*	*	*	*	*	*	*	42	8
PF	5310-T2-3887	NUT, PLAIN, HEXAGONI CONDENSER MTG, 1/1-20 THD SIZE MS51967-1 (96906)		EA	6	*	*	*	*	*	*	*	2	9
X2F		CONDENSER, REFRIGERANT O66 0010-00(14569)		EA	1								42	10
P F	5305-26-3226	SCREW, CAPHEXAGON HEAD: BRACKET MTG, 3/8-16 THD SIZE, 4 1/2 IN. LG MS690725-76 (96906)		EA	4	*	*	*	*	*	*	*	42	11
P F	5310-637-9541	WASHER, LOCK: BRACKET MTG, 3/8 IN. SCREW SIZE MS35338-46 (96906)		EA	8	*	*	*	*	*	*	*	2	12
P F	5310-778-2813	NUT, PLAIN, HEXAGON: BRACKET MTG, 3/8-16 THD SIZE MS51967-7 (96906)		EA	4	*	*	*	*	*	*	*	2	13
X2F		BRACKET 559463 (07464)		EA	1			1					42	14
X2F	BRACKET. ANGLE	CONDENSER NTG 559740 (07464)		EA	1								42	15
GROUP 09 - LIQUID QUANTITY AND PRESSURE CONTROL PANELS														
P O	5930-755-5674	SWITCH, THERMOSTATIC: RIBBON HEATER C4391S7 (82647)		EA	2	2	2	2	2	2	2	2	16	43
P O	2540-420-8874	HEATER, RIBBON TWAH19 (65586) (12 FT REQUIRED FOR EACH HEATER)		FT	2	2	2	2	2	2	2	2	16	43
X20		ELBOW, PIPE TO TUBE: GLOBE VALVE 54465 (07464)		EA	4								43	3
X20		NUT, TUBE COUPLING: GAGE LINES 5447 (07464)		EA	4								43	4
X20		TUBE, COPPER: LOW PRESSLRE STORAGE LINE, 3/8 IN. OD, 0.05 IN. WALL THK, 73 IN. LG 560236 (07464)		FT									43	5
X20		TUBE, COPPER: HIGH PRESSURE CONVERSION LINE, 3/8 IN. OD, 0.045 IN. WALL THK, 90 IN. LG 560236 (07464)		FT									43	6

(1) SMR CODE	(2) FEDERAL STOCK NUMBER	(3) DESCRIPTION	(4) USABLE ON CODE	(5) UNIT OF MEAS	(6) 30-DAY DS MAINT ALLOWANCE			(7) 30-DAY GS MAINT ALLOWANCE			(8) 1-YR ALW PER 100 EQUIP CNTGCT	(9) DEPOT MAINT ALW PER 100 EQUIP	(10) ILLUSTRATION		
					(a)	(b)	(c)	(a)	(b)	(c)			(a)	(b)	
					1-20	21-50	51-100	1-20	21-50	51-100			FIG NO.	ITEM NO.	
X20		TUBE, COPPER: LOW PRESSURE CONVERSION LINE, 3/8 IN. OD, 0.045 IN. WALL THK, 78 IN. LG 560236 (07464)		FT								43	7		
X20		TUBE, COPPER: HIGH PRESSURE STORAGE LINE, 3/8 IN. OD, 0.045 IN. WALL THK, 102 IN. LG 560236 (07464)		FT								43	8		
X20		SLEEVE COUPLING; TUBE AN819-6B (88044)		EA	4							43	9		
X20		NUT, TUBE COUPLING; GAGE LINES AN818-6B (880114)		EA	4							43	10		
X20		UNION, TUBE: PRESSURE LINE AN815-6B (88044)		EA	2							43	11		
X20		TEE, TUBE: HIGH PRESSURE CONVERSION AND STORAGE LINES AN824-6B (88044)		EA 3/8 IN.	2							43	12		
P 0	5305-989-7434	SCREW, MACHINE: SUPPORT BRACKET MTG, NO. 10-32 THD SIZE, 1/2 IN. LG MS35207-263 (96906)		EA	4	*	*	*	*	*	*	43	13		
P 0		WASHER, LOCK: SUPPORT BRACKET MTG, NO. 10 SCREW SIZE MS3533843 (96906)		EA	4	*	*	*	*	*	*	43	14		
X20		BRACKET, SUPPORT: TUBING 559709 (07464)		EA	2							43	15		
P 0	2530-980-1701	HOSE ASSEMBLY, RUBBER: LOW PRESSURE STORAGE LINE 559773 (10665)		EA	1	*	2	2	*	2	2	12	10	43	16
P 0	2530-980-1708	HOSE ASSEMBLY, RUBBER HIGH AND LOW PRESSURE CONVERSION LINES 559772 (10665)		EA	2	2	2	2	2	2	2	24	20	43	17
P 0	253-9&0-1709	HOSE ASSEMBLY, RUBBER: HIGH PRESSURE STORAGE LINE 559774 (10665)		EA	1	*	2	2	*	2	2	12	10	42	18
X20		PANEL ASSEMBLY GAGE 559606 (07464)		EA	1							43	19		
X20	TUBE	COPPERT GAGE PANEL, 3/ IN. OD, 0.045 IN. WALL THK, 21 IN. LG 560236 (07464)		FT								43	20		
X20	TUBE	COPPER: GAGE PANEL, 3/8 N. OD, 0.045 IN. THK, 15 IN. LG 560236 (07164)		FT								43	21		
X20	NUT	TUBE COUPLING, GAGE LINES 5447 (07416)		EA	4							43	22		
X20		ADAPTER, STRAIGHT, PIPE TO TUBE: DIFFERENTIAL GAGE 54435 (07164)		EA	2							43	23		
X20		ADAPTER, STRAIGHT, PIPE TO TUBE: TUBE TO TEE A332 (41947)		EA	1							43	24		
P 0	4730-194-1122	ADAPTER, STRAIGHT, PIPE TO TUBE: HOSE TO ELBOW, 9/16 UNF, 1/4 ANPT A816-6B (88044)		EA	3	*	*	*	*	*	*	3	25		
X20		ELBOW, PIPE: LOW PRESSURE STORAGE LINE 1/4 IN. 539108 (07464)		EA	2							43	26		
X20		BLUSHING, PIPE: ELBOW TO NIPPLE, 1/4 x 1/8 IN. 539108 (07464)		EA	2							43	27		

(1) SMR CODE	(2) FEDERAL STOCK NUMBER	(3) DESCRIPTION	(4) USABLE ON CODE	(5) UNIT OF MEAS	(6) 30-DAY DS MAINT ALLOWANCE			(7) 30-DAY GS MAINT ALLOWANCE			(8) 1-YR ALW PER 100 EQUIP CNTGCT	(9) DEPOT MAINT ALW PER 100 EQUIP	(10) ILLUSTRATION		
					(a)	(b)	(c)	(a)	(b)	(c)			(a)	(b)	
					1-20	21-50	51-100	1-20	21-50	51-100			FIG NO.	ITEM NO.	
X20		NIPPLE, PIPE: DIFFERENTIAL GAGE 1/8 IN. PIPE, 2 IN. LG 540198 (07464)		EA	2								43	28	
X20		TEE, PIPE: DIFFERENTIAL GAGE 539215 (07464)		EA	1								43	29	
X20		ELBOW, PIPE TO TUBE: HOSE TO TEE AN822-6B (96906)		EA	1								43	30	
X20		ELBOW, PIPE TO TUBE: TUBE TO TEE 54465 (07464)		EA	1								43	31	
X20		SCREW, MACHINE: PANEL MTG, NO. 10-32 THD SIZE, 3/4 IN. LG 606201 (07464)		EA	6								43	32	
P 0	5310-043-2226	WASHER, LOCK: PANEL MTG, NO. 10 SCREW SIZE MS35338-24 (96906)		EA	6	*	*	*	*	*	*	*	43	33	
X20		PANEL GAGE 55907 (074a)1		EA	1								43	34	
P 0	5305-984-6191	SCREW, MACHINE: GAGE MTG, NO. 8-32 THD SIZE 3/8 IN. LG MS35206-243 (96906)		EA	14	*	*	*	*	*	*	*	43	35	
P 0	5310-045-3299	WASHER, LOCK: GAGE MTG, NO. 8 SCREW SIZE MS35338-42 (96906)		EA	14	*	*	*	*	*	*	*	43	36	
P 0	GAGE	PRESSURE: DIAL INDICATING 1246 (074)16		EA	2	2	2	2	2	2	2	24	16	43	37
P 0	5310-012-0622	NUT, PLAIN, HEXAGON: GAGE MTG, NO. 8-32 THD SIZE S35649-82 (96906)		EA	6	*	*	*	*	*	*	*	43	38	
P 0	6680-613-9824)1	GAGE, DIFFERENTIAL 226 (05991)		EA	2	2	2	2	2	2	24	16	43	39	
P 0	5305-984-4988	SCREW, MACHINE: TOGGLE SWITCH MTG, NO. 6-32 THD SIZE, 3/8 IN. LG MS35206-25 (96906)		EA	6	*	*	*	*	*	*	*	3	40	
P 0	5930-687-1097	SWITCH, TOGGLE 525102-22 (96906)		EA	3	REF	REF	REF	REF	REF	REF	REF	43	41	
X20		WIRING HARNESS PRESSURE CONTROL 559802 (07464)		EA	1								44	1	
X20		SLEEVE COUPLING: TUBE NUT AN819-68 (88004)		EA	2								1	2	
X20		NUT, TUBE COUPLING: PRESSURE LINES AN818 (8804)1		EA	2								44	3	
X20		TUBE, COPPER: HIGH PRESSURE STORAGE LINE, 3/8 IN. OD, 0.005 IN. WALL THK 32 IN. LG 560236 (07464)		FT									44	4	
X20		TUBE, COPPER: HIGH PRESSURE CONVERSION LINE, 3/8 IN. OD, 0.0415 IN. WALL THK, 47 IN. LG 560236 (07464)		FT									44	5	
P 0	5305-988-1724	SCREW, MACHINE: PRESSURE CONTROL PANEL MTG, 1/4-20 THD SIZE, 5/8 IN. LG MS35206-280 (96906)		EA	10	*	*	*	*	*	*	*	44	6	
P 0	5310-582-5965	WASHER, LOCK: PRESSURE CONTROL MS35338-44 (96906)		EA	10	*	*	*	*	*	*	*	44	7	

(1) SMR CODE	(2) FEDERAL STOCK NUMBER	(3) DESCRIPTION	(4) USABLE ON CODE	(5) UNIT OF MEAS UNIT	(6) 30-DAY DS MAINT ALLOWANCE			(7) 30-DAY GS MAINT ALLOWANCE			(8) 1-YR ALW PER 100 EQUIP CNTGCT	(9) DEPOT MAINT ALW PER 100 EQUIP	(10) ILLUSTRATION		
					(a)	(b)	(c)	(a)	(b)	(c)			(a)	(b)	
					1-20	21-50	51-100	1-20	21-50	51-100			FIG NO.	ITEM NO.	
X20		REF. NUMBER & MFR CODE CONTROL PANEL ASSEMBLY: PRESSURE CONTROL 559889 (07146)		EA	1								44	8	
X20		NUT, TUBE COUPLING: CONTROL PANEL TUBING, 3/8 IN. A5052 (41947)		EA	8								44	9	
X20		TUBE, COPPER: PRESSURE CONTROL SWITCH CONNECTING, 3/8 IN. OD, 0.035 IN. WALL THK, 9 3/1 IN. LG 5603 (07464)		FT									44	10	
X20		TUBE, COPPER: PRESSURE SWITCH TO PRESSURE CONTROL SWITCH, 3/8 IN. OD, 0.035 IN. WALL THK, 12 3/11 IN. LG 5603 (07464)		FT									44	11	
X20		TUBE, COPPER: PRESSURE SWITCH TO PRESSURE CONTROL SWITCH, 3/8 IN. OD 0.035 IN. WALL THK, 9 IN. LG 5603 (07464)		FT									44	12	
X20		PLUG, PIPE: TEE PLU.S, 1/4 IN. 539149 (07464)		EA	2								44	13	
X20		ADAPTER, STRAIGHT, PIPE TO TULBE CONTROL PANEL TUBING, 1/14 IN. PIPE TO 3/8 IN. TUBE A332 (41947)		EA	4								44	14	
X20		ELBOW, PIPE TO TUBE: CONTROL PANEL TUBING, 1/4 IN. PIPE TO 3/8 IN. TUBE 54465 (07464)		EA	4								44	15	
X20		TEE, PIPE: CONTROL PANEL, 1/1 IN. 539215 (07464)		EA	5								44	16	
P 0	5305-984-6191	SCREW, MACHINE: SWITCH MTG, 8-32 THD SIZE, 3/8 IN. LG MS35206-243 (96906)		EA	13	*	*	*	*	*	*	*	44	17	
P 0	5310-045-3299	WASHER LOCK: SWITCH MTG, NO. 8 SCREW SIZE MS3533842 (96906)		EA	13	.	*	*	*	*	*	*	44	18	
P 0	5310-012-0622	NUT, PLAIN, HEXAGON: SWITCH MTG, NO. 8-32 THD SIZE MS3569-82 (96906)		EA	13	*	*	*	*	*	*	*	44	19	
P 0	5930-262-994	SWITCH, PRESSURE CONTROL: 50-350 PSI DA63-3 (39709)		EA	3	2	2	3	2	2	3	36	32	44	20
P O	5930-594	63 SWITCH, PRESSURE 50-500 PSI 11711 (10665)		EA	2	2	2	2	2	2	2	24	20	44	21
X20		ADELET BUSHING: PRESSURE SWITCH PEML02 (73389)		EA	7								44	22	
X20		LOCKNUT, ELECTRICAL CONDUIT 512153 (07464)		EA	7								44	23	
X20		CONTROL PANEL 559466 (07460)		EA	1								44	24	
X20		WIRING HARNESS PRESSURE CONTROL 559805 (07460)		EA	1								45	1	
X2F		BRACKET ASSEMBLY: REFRIGERANT PRESSURE CONTROLS 559771 (07460)		EA	1								45	2	
X2F		NUT, SELF-LOCKING, HEXAGON: PRESSURE CONTROLS 512153 (07460)		EA	4								45	3	
X2F		ADELET BUSHING: PRESSURE CONTROLS PEML02 (73389)		EA	4								45	4	

(1) SMR CODE	(2) FEDERAL STOCK NUMBER	(3) DESCRIPTION	(4) USABLE ON CODE	(5) UNIT OF MEAS	(6) 30-DAY DS MAINT ALLOWANCE			(7) 30-DAY GS MAINT ALLOWANCE			(8) 1-YR ALW PER 100 EQUIP CNTGCT	(9) DEPOT MAINT ALW PER 100 EQUIP	(10) ILLUSTRATION		
					(a) 1-20	(b) 21-50	(c) 51-100	(a) 1-20	(b) 21-50	(c) 51-100			(a) FIG NO.	(b) ITEM NO.	
															QTY INC
P F	5305-989-7434	REF. NUMBER & MFR CODE SCREW, MACHINE: CONTROL MTG, NO. 10-32 THD SIZE 1/2 IN. LG MS35207-263 (96906)		EA	10	*	*	*	*	*	*		45	5	
P F	5310-0415-3296	WASHER, LOCK: CONTROL MTG, NO. 10 SCREW SIZE MS35338-43 (96906)		EA	10	*	*	*	*	*	*		45	6	
P F		HIGH PRESSURE CONTROL, REFRIGERANT P7OCA3 (92578)		EA	2	.	2	2	.	2	2	20	16	45	7
P F	5930-578-3060	LOW PRESSURE CONTROL, REFRIGERANT P7OAS2 (92578)		EA	2	*	2	2	*	2	2	20	16	45	8
P F	5310-012-0614	NUT, PLAIN, HEXAGON: BRACE TO BRACKET MTG, NO. 10-32 THD SIZE MS35650-102 (96906)		EA	2	*	*	*	*	*	*		45	9	
X2F		BRACE, BRACKET: CONTROL BRACKET MTG 559725 (07464)		EA	1								45	10	
X2F		BRACKET, CONTROL: REFRIGERANT PRESSURE 559730 (07464)		EA	1								45	11	
		GROUP 10 - TRANSFER PUMP, SUCTION AND DISCHARGE LINES													
P O	5310-761-1681	NUT, PLAIN, HEXAGON: PIPE ANCHOR, 5/16-18 THD SIZE MS51967-4 (96906)		EA	4	*	*	*	*	*	*		46	1	
P O	5310-407-9566	WASHER, LOCK: PIPE ANCHOR, 5/16 IN. SCREW SIZE MS35338-45 (96906)		EA	4	*	*	*	*	*	*		46	2	
X20		BOLT, U: PIPE ANCHOR 605326 (07464)		EA	2								46	3	
X20		LIQUID DISCHARGE LINE 5597413 (07464)		EA	1								46	4	
X20		UNION, PIPE: DISCHARGE LINE, 1 1/2 IN. 250H (07464)		EA	1								46	5	
X20		ELBOW, PIPE: DISCHARGE LINE, 1 1/2 IN. 539140 (07416)		EA	1								46	6	
P o	4210-177-5827	HOSE ASSEMBLY, RUBBER: DISCHARGE LINE, 1 1/2 IN. DIA, 24 IN. LG 126105 (07464)		EA	1	2	2	3	2	2	3	36	24	46	7
X20		ELBOW, PIPE TO HOSE: DISCHARGE LINE, 1 1/2 IN. 539312 (07464)		EA	1								46	8	
X20		PIPE, STEEL: DISCHARGE LINE, 1 1/2 IN. STD PIPE, 40 IN. LG 540432 (074164)		EA	1								46	9	
P O	3655-633-4490	VALVE, SAFETY RELIEF: DISCHARGE LINE 3129K375PS I (06023)		EA		REF	REF	REF	REF	REF	REF		REF	46	10
X20		NIPPLE, TRANSFER PUMP: DISCHARGE LINE 559742 (07461)		EA	1								46	11	
X20		ELBOW, PIPE: TRANSFER PUMP, 1 1/2 IN. 539140 (074164)		EA	2								46	12	
X20		NIPPLE, PIPE: TRANSFER PUMP SUCTION LINE, 1 1/2 IN. STD PIPE, 2 IN. LG 540230 (071164)		EA	1								46	13	
X20		LIQUID SUCTION LINE 559746 (07464)		EA	1								46	14	

(1) SMR CODE	(2) FEDERAL STOCK NUMBER	(3) DESCRIPTION	(4) USABLE ON CODE	(5) UNIT OF MEAS	(6) 30-DAY DS MAINT ALLOWANCE			(7) 30-DAY GS MAINT ALLOWANCE			(8) 1-YR ALW PER 100 EQUIP CNTGCT	(9) DEPOT MAINT ALW PER 100 EQUIP	(10) ILLUSTRATION		
					(a)	(b)	(c)	(a)	(b)	(c)			(a)	(b)	
					1-20	21-50	51-100	1-20	21-50	51-100			FIG NO.	ITEM NO.	
X20		WELDED PIPE SUCTION LINE, 1 1/2 IN. 539259 (07464)		EA	1								46	15	
X20		ELBOW, PIPE: SUCTION LINE, 1 1/2 IN. 539140 (07464)		EA	1								46	16	
P O	4210-177-5827	HOSE ASSEMBLY, RUBBER: SUCTION LINE, 1 1/2 IN. DIA, 24 IN. LG 126105 (07464)		EA	1	REF	REF	REF	REF	REF	REF	REF	46	17	
X20		ELBOW, PIPE: SUCTION LINE, 1 1/2 IN. 539312 (07464)		EA	1								46	18	
X20		PIPE, STEEL: SUCTION LINE, 1 1/2 IN. STD PIPE, 31 IN. LG 540442 (07464)		EA	1								46	19	
P O	5305-042-9478	SCREW, CAP, HEXAGON HEADS PUMP MTG, 7/16-11 THD SIZE, 1 3/4 IN. LG MS90725-90 (96906)		EA	4	*	*	*	*	*	*	*	46	20	
P O	5310-209-0965	WASHER, LOCK: PUMP MTG, 7/16 IN. SCREW SIZE MS35338.7 (96906)		EA	4	*	*	*	*	*	*	*	46	21	
P O	5310-899-9153	NUT, PLAIN, HEXAGONI PUMP MTG, 7/16-11 TMD SIZE MS51967-10 (96906)		EA	6	*	*	*	*	*	*	*	46	22	
P F	3030-585-9898	BELTS, V: PUMP DRIVE, MATCHED SET 50125 (10665)		EA	2	3	5	10	3	5	10	120	100	47	1
X20		BUSHING, TAPERED: PULLEY 1615-15-16T01-1-4 (71956)		EA	1								47	2	
X20		PULLEY GROOVE: PUMP DRIVE 5-4 PD2GROOVEBSEC (71956)		EA	1								47	3	
P20 R	3655-591-7421	PUMP ASSEMBLY, CO2 TRANSFER MC10144H (94983)		EA	1	*	*	*	*	*	*	5	*	47	4
P F	4730-011-2578	PLUG, PIPE, BRASS: PUMP HOUSING 1/1 IN. NPT 112578 (24617)		EA	2	*	*	*	*	*	*	*	47	5	
P F	4730-011-3180	PLUG, PIPE, BRASS: PUMP HOUSING COVER 1 1/2 IN. NPT 113180 (24617)		EA	2	*	*	*	*	*	*	*	47	6	
P F	5305-269-3214	SCREW, CAP HEXAGON HEAD: COVER MTG, 5/19-18 THD SIZE, 1 1/2 IN. LG MS90725-64 (96906)		EA	20	*	*	*	*	*	*	*	47	7	
X1	COVER	HOUSING: PUMP 1044-82 (94983)		EA	1								47	8	
P F	3655-980-1611	GEAR, PUMP T6 (94983)		EA	1	3	5	10	3	5	10	120	100	47	9
P F	3655-980-1643	GEAR, PUMP T10 (94983)		EA	1	3	5	10	3	5	10	120	100	47	10
P F	3655-980-1612	GEAR PUMP 1044-89-6 (94983)		EA	1	3	5	10	3	5	10	120	100	47	11
P F	3655-986-3015	SHAFT, PINION: GEAR PUMP DRIVE 54253 (10665)		EA	2	2	4	8	2	4	8	100	80	47	12
P O	5315-816-6777	KEY, MACHINE: PULLEY TO SHAFT, 1/4 X 1/45 X 1 1/2 IN. LG MS20066-233 (96906)		EA	1	*	*	*	*	*	*	*	47	13	
P F	5305-0500	SCREW, CAP, HEXAGON HEAD: BEARING PLATE MTG, 1/4I-20 THD SIZE, 1/2 IN. LG 106972 (14569)		EA	8	*	*	*	*	*	*	*	47	14	

(1) SMR CODE	(2) FEDERAL STOCK NUMBER	(3) DESCRIPTION	(4) USABLE ON CODE	(5) UNIT INC IN UNIT	(6) 30-DAY DS MAINT ALLOWANCE			(7) 30-DAY GS MAINT ALLOWANCE			(8) 1-YR ALW PER 100 EQUIP CNTGCT	(9) DEPOT MAINT ALW PER 100 EQUIP	(10) ILLUSTRATION		
					(a)	(b)	(c)	(a)	(b)	(c)			(a)	(b)	
					1-20	21-50	51-100	1-20	21-50	51-100			FIG NO.	ITEM NO.	
X2F		REPAIR KIT FOR PUMP MS15 (94983)		EA	1	3	5	10	3	5	10	120	100	47	15
P F	3655-400-6995	SEAL, PLAIN ENCASED: PUMP SHAFT 410120 (01212)		EA	1	3	5	10	3	5	10	120	100	47	16
P F	3655-629-2289	SHAFT ASSEMBLY: TRANSFER PUMP MC101 (94983)		EA	1	2	2	2	2	2	2	24	20	47	17
X1		COVER SHAFT END: PUMP 1014C3 (94983)		EA	1									47	18
X1		HOUSING PUMP 1044-81-6 (94983)		EA	1									47	19
		GROUP 11 - ELECTRIC MOTOR AND CONTROL PANEL													
P 0	5305-269-3211	SCREW, CAP, HEXAGON HEAD: ELECTRIC MOTOR NTG, 3/8-16 THD SIZE, 1 1/2 IN. LG MS90725-64 (96906)		EA	*	*	*	*	*	*	*	*	*	48	1
P 0	5310-637-951	WASHER, LOCK: ELECTRIC MOTOR MTG, 3/8 IN. SCREW SIZE MS353386 (96906)		EA	*	*	*	*	*	*	*	*	*	48	2
P 0	5310-778-2813	NUT, PLAIN, HEXAGON: ELECTRIC MOTOR MTG, 3/8-16 THD SIZE MS51967-7 (96906)		EA	1	*	*	*	*	*	*	*	*	48	3
P20 S	6105-9801683	MOTOR, ELECTRIC: AC 5 HP 5K215BG215 (03510)		EA	1	*	*	*	*	*	*	*	*	48	4
X20		JUNCTION BOX ASSEMBLY: ELECTRIC MOTOR GEZ1901-7 (03510)		EA	1									48	5
X20		COVER ASSEMBLY GEZ1901-78 (03510)		EA	1									48	6
X20		GASKET, COVER GEZ1901-7D (03510)		EA	1									48	7
X20		JUNCTION BOX GEZ1901-7A (03510)		EA	1									48	8
X20		GASKET, JUNCTION BOX GEZ1901-7C (03510)		EA	1									48	9
X2F		SCREW, MACHINE: FAN COVER TO END BELL GEZ1901-4H (03510)		EA	3									48	10
X2F		COVER, FAN GEZ1901-4G (03510)		EA	1									48	11
X2F		BOLT, MACHINE: END BELLS GEZ1901-5 (03510)		EA	1									48	12
X2F		NUT, PLAIN HEXAGON: END BELLS GEZ1901- (03510)		EA	4									48	13
X1		END BELL, ELECTRICAL ROTATING EQUIPMENT GEZ1901-4 (03510)		EA	1									48	14
X2F		PLUG, PIPE: END BELL GEZ1901-4A (03510)		EA	2									48	15
X2F		PLUG, PIPE: END BELL GEZ1901-4B (03510)		EA	1									48	16
X2F		BUTTON, PLUGGED BELL GEZ1901-4C (03510)		EA	1									48	17
X2F		WASHER, FLAT: SPACER GEZ1901-4D (03510)		EA	1									48	18

(1) SMR CODE	(2) FEDERAL STOCK NUMBER	(3) DESCRIPTION	(4) USABLE ON CODE	(5) UNIT OF MEAS	(6) 30-DAY DS MAINT ALLOWANCE			(7) 30-DAY GS MAINT ALLOWANCE			(8) 1-YR ALW PER 100 EQUIP CNTGCT	(9) DEPOT MAINT ALW PER 100 EQUIP	(10) ILLUSTRATION		
					(a)	(b)	(c)	(a)	(b)	(c)			(a) FIG NO.	(b) ITEM NO.	
					1-20	21-50	51-100	1-20	21-50	51-100					
X2F		WASHER PLATE CASE GEZ1901-4E (03510)		EA	2								48	19	
X2F		WASHER, SPRING, TENSION GEZ1901-F (03510)		EA	2								48	20	
X1		ROTOR, MOTOR 5338701AHG1 (03510)		EA	1								48	21	
P H	3110-155-6204	BEARING, BALL, ANNULAR: ROTOR 732A501AHP1 (03510)		EA	1				2	3	7	80	60	48	22
X2H		SLINGER: BEARING GEZ1901-2B (03510)		EA	2									48	23
X2F		KEY, MACHINE: ROTOR GEZ1901-2F (03510)		EA	1									48	24
P H	4930-626-2085	BEARING, BALL, ANNULAR: ROTOR 732A500AFP1 (03510)		EA	1				2	3	7	80	60	48	25
X2F		KEY, WOODRUFF: ROTOR GEZ1901-2G (03510)		EA	1									48	26
X1		FAN, ELECTRICAL ROTATING EQUIPMENT GEZ1901-2C (03510)		EA	1									48	27
X1		STATOR, MOTOR 739A31ODC (03510)		EA	1									48	28
X1		END BELL, ELECTRICAL ROTATING EQUIPMENT GEZ1901-3 (03510)		EA	1									48	29
X2F		PLUG, PIPE: END BELL GEZ19011-3A (03510)		EA	2									48	30
X2F		SHIM: END BELL GEZ1901-3B (03510)		EA	1									48	31
X2F		CONTROL PANEL ASSEMBLY, ELECTRIC MOTOR 559763 (07464)		EA	1									49	1
X2F		BUSHING, ELECTRICAL CONDUIT: NIPPLE TO STARTER, 3/8 IN. 123 (59730)		EA	2									49	2
X2F		LOCKNUT, ELECTRICAL CONDUIT: STARTER TO DRUM NIPPLE, 3/8 IN. 142 (59730)		EA	2									49	3
X2F		NIPPLE, ELECTRICAL CONDUIT: STARTER TO DRUM CONTROLLER, 3/4 IN. STD PIPE, 4 IN. LG 512390 (07464)		EA	1									49	4
X2F		CONNECTOR, FLEXIBLE, ELECTRIC: DRUM CONTROLLER, 1/2 IN. 268 (59730)		EA	1									49	5
X2F		BUSHING, ELECTRICAL CONDUIT: ELECTRICAL CONNECTOR, 1/2 IN. 122 (59730)		EA	1									49	6
P F	5306-225-899	SCREW, CAP, HEXAGON HEAD: DRUM CONTROLLER TO PANEL NTG, 5/16-18 THD SIZE 1 IN. LG MS90725-34 (96906)		EA	2	*	*	*	*	*	*	*	*	49	7
P F	5310-07-9566	WASHER, LOCK: STARTER MOTOR AND DRUM CONTROLLER TO PANEL, 5/16 IN. SCREW SIZE MS353368-5 (96906)		EA	6	*	*	*	*	*	*	*	*	49	8
P2F	6110-400-6331	DRUM CONTROLLER WJ5 (23826)		EA	1	*	*	*	*	*	*	5	*	49	9
P F	5306-225-8494	SCREW, CAP, HEXAGON HEAD: STARTER MOTOR TO PANEL, 5/16-18 THD SIZE 1/2 IN. LG MS20725-29 (96906)		EA	*	*	*	*	*	*	*	*	*	49	10

(1) SMR CODE	(2) FEDERAL STOCK NUMBER	(3) DESCRIPTION	(4) USABLE ON CODE	(5) UNIT OF MEAS	(6) 30-DAY DS MAINT ALLOWANCE	(7) 30-DAY GS MAINT ALLOWANCE			(8) 1-YR ALW PER 100 EQUIP CNTGCT	(9) DEPOT MAINT ALW PER 100 EQUIP	(10) ILLUSTRATION				
						(a)	(b)	(c)			(a)	(b)	(c)	(a)	(b)
						1-20	21-50	51-100			1-20	21-50	51-100	FIG NO.	ITEM NO.
X2F		CONTROL PANEL 559718 (07464)		EA							49	11			
P2F R	6110-980-166 4	STARTER ASSEMBLY, MOTOR 106C403ACA (02295)		EA	1	*	*	*	*	*	5	*	49	12	
P F		6110-8.6-963 STARTER, MOTOR CR106C02 (02295)		EA	1	2	2	2	2	2	24	16	49A	1	
P F	6110-790-5533	CLIP SPRING TENSION 546A588P1 (02295)		EA	1	2	2	2	2	2	24	20	49A	2	
P F	595-678-3733	COIL, RELAY 15021G3 (02295)		EA	1	*	2	2	*	2	2	16	12	49A	3
P F	6110-790-5531	ARMATURE RELAY 546A301G5 (02295)		EA	1	*	2	2	.	2	2	16	12	49A	4
X2F		ENCLOSURE, ELECTRICAL SHIELDING 546A301G12 (02295)		EA	1								49A	5	
X2F		ARM 187D350P1 (02295)		EA	1								49A	6	
P F	5930-711-1808	SPRING, HELICAL, COMPRESSION 541A278P1 (02295)		EA	1	2	2	2	2	2	24	20	49A	7	
P F	6110-790-5530	CONTACT SET, MOTOR STARTER 36A301G2 (02295)		EA	4	2	2	3	2	2	3	36	32	49A	8
X2F		CONTACT SUPPORT 56A30G11 (02295)		EA	1								49A	9	
P F	6110-790-5532	RETAINER ASSEMBLY 546A301G8 (02295)		EA	2	2	2	3	2	2	3	32	24	49A	10
P F	5915-710-76:6	RELAY, THERMAL CR124C28 (02295)		EA	2	*	2	2	*	2	2	16	12	49A	11
P F	5930-296-5831	CONTACT BLOCK CR294UO200B (02295)		EA	1	2	2	2	2	2	2	16	12	49A	12
P F	5930-020-3635	SWITCH, OPERATOR CR294OU202 (02295)		EA	1	2	2	2	2	2	2	16	12	49A	13
X20		CABLE, ELECTRIC: STARTER TO MOTOR 559872 (07464)		EA	1								49A	14	
		GROUP 12 - POWER COMPARTMENT HEATER													
X20		CLAMP, HOSE: HEATER QS200M205 (08484)		EA	4								50	1	
P 0	4720-5558015	HOSE, RUBBER HEATER, 1 IN. DIA 558409 (07464) (6 FT REQUIRED)		FT		2	3	5	2	3	5	60	50	50	2
X20		PETCOCK: HEATER DRAIN, 1/4 IN. 161468 (07464)		EA	1								50	3	
X20		BUSHING, PIPE: PETCOCK TO TEE, 3/8 x 1/4 IN. 5392 (07464)		EA	1								50	4	
X20		ADAPTER, NIPPLE: HOSE CONNECTIONS HV5029 (21102)		EA	2								50	5	
X20		ELBJD, STREET: HEATER HOSE CONNECTION, 90 DEG, 3/8 IN.		EA	1								50	6	
X20		TEE, PIPE: HEATER, 3/8 IN.		EA	1								50	7	
X20		NIPPLE, PIPE: HEATER, 3/8 IN. DIA, 2 1/2 IN. LG, STD PIPE		EA	1								50	8	
P 0	5305-225-3839	SCREW, CAP, HEXAGON HEAD: HEATER NTG, 1/4-20 THD SIZE, 1 IN. LG MS90725-8 (96906)		EA	4	*	*	*	*	*	*	*	50	9	

(1) SMR CODE	(2) FEDERAL STOCK NUMBER	(3) DESCRIPTION	(4) USABLE ON CODE	(5) UNIT OF MEAS EA	(6) 30-DAY DS MAINT ALLOWANCE			(7) 30-DAY GS MAINT ALLOWANCE			(8) 1-YR ALW PER 100 EQUIP CNTGCTY	(9) DEPOT MAINT ALW PER 100 EQUIP	(10) ILLUSTRATION		
					(a)	(b)	(c)	(a)	(b)	(c)			(a)	(b)	
					1-20	21-50	51-100	1-20	21-50	51-100			FIG NO.	ITEM NO.	
P 0	5310-582-5965	REF. NUMBER & MFR CODE WASHER, LOCK: HEATER MTG, 1/4 IN. SCREW SIZE MS35338-44 (96906)		EA	1	*	*	*	*	*	*		50	10	
X20		SPACER: HEATER NTG 559715 (07464)		EA	4								50	11	
P20	3655-420-4891	HEATER, SPACE: HOT WATER HV21056 (21102)		EA	1	*	*	*	*	*	5	*	50	12	
X20		SCREW MACHINE: TOP PANEL TO SHELL SP1868 (21102)		EA	9								50	13	
X20		PANEL, TOP HV23189 (21102)		EA	1								50	14	
X20		LEAD ASSEMBLY, ELECTRICAL HV205436 (21102)		EA	1								50	15	
P 0	5305-984-6194	SCREW, MACHINE: CAPACITOR AND FAN MOTOR SHROUD MTG, NO. 8-32 THD SIZE, 5/8 IN. LG MS35206-2461 (96906)		EA	5	*	*	*	*	*	*	*	50	16	
P 0	5310-596-7693	WASHER, LOCK: CAPACITOR AND FAN MOTOR SHROUD MTG, NO. 8 SCREW SIZE MS35335-31 (96906)		EA	10	*	*	*	*	*	*	*	50	17	
P 0	5310-O12-o622	NUT, PLAIN, HEXAGON: CAPACITOR AND FAN MOTOR SHROUD NTG, NO. 8-32 THD SIZE MS3569-82 (96906)		EA	5	*	*	*	*	*	*	*	50	18	
P 0	6105-400-6789	MOTOR, FAN AND SHROUD PLATE ASSEMBLY HV210565 (21102)		EA	1	*	2	2	*	2	2	16	12	50	19
P 0	5910-683-7161	CAPACITOR, FIXED, DIELECTRIC: MOTOR BRUSH HOLDERS MILC0025TYPECPO5A3KB104K3 (81349)		EA	2	2	2	3	2	2	3	36	24	50	20
P 0	5910-281-0773	CAPACITOR, FIXED, DIELECTRIC: RADIO SUPPRESSION 48P8 (56289)		EA	1	2	2	2	2	2	2	24	20	50	21
P 0	2030-300-9405	VALVE BLEEDER: AIR VENT HV55 (21102)		EA	1	2	2	3	2	2	3	32	21	50	22
X20		STRIP, ASBESTOS: HEATER CORE HV23193 (21102)		EA	2									50	23
X20		SCREW ASSEMBLED WASHER: CORE MTG GM445573 (21102)		EA	4									50	24
X1		CORE, HEATER HV2212 (21102)		EA	1									50	25
X20		PACKING PERFORMED: HEATER CORE HV23182 (21102)		EA	4									50	26
X20		SHELL ASSEMBLY HV210580 (21102)		EA	1									50	27
		GROUP 13 - PRESSURE VESSEL VALVES, LINES AND FITTINGS													
P 0	4210-658-5173	VALVE, GLOBE CONVERSION AND STORAGE PRESSURE GAGE LINE R42E02P (33334)		EA	4	2	2	3	2	2	3	36	24	51	1
X20		SCREW, MACHINE: HANDWHEEL RETAINING C72-15 (33334)		EA	1									51	2
X20		HANDWHEEL 1320-3 (33334)		EA	1									51	3
X20		BONNET ASSEMBLY 133C66 (33334)		EA	1									51	4

(1) SMR CODE	(2) FEDERAL STOCK NUMBER	(3) DESCRIPTION	(4) USABLE ON UNIT MEAS	(5) QTY INC IN UNIT	(6) 30-DAY DS MAINT ALLOWANCE			(7) 30-DAY GS MAINT ALLOWANCE			(8) 1-YR ALW PER 100 EQUIP CNTGCT	(9) DEPOT MAINT ALW PER 100 EQUIP	(10) ILLUSTRATION	
					(a)	(b)	(c)	(a)	(b)	(c)			(a)	(b)
					1-20	21-50	51-100	1-20	21-50	51-100			FIG NO.	ITEM NO.
X1		ROUNDBALL VALVE 1353 (33334)	EA	1								51	5	
X1		STEM, VALVE C72-2A2 (33334)	EA	1								51	6	
P 0	4820-733-3900	DIAPHRAGM ASSEMBLY 297-60 (33334)	EA	1	2	3	7	2	3	7	80	60	51	7
X1		DIAPHRAGM 297-6 (33334)	EA	1									51	8
X20		INTERNAL ASSEMBLY R42E02-50 (33334)	EA	1									51	9
X1		CAP, SPINDLE 132-15 (33334)	EA	1									51	10
X1		SPRING, HELICAL, COMPRESSION 297-11 (33334)	EA	1									51	11
X1		BUSHING 146-4 (33334)	EA	1									51	12
X20		SPINDLE AND SEAT ASSEMBLY R42E02-55 (33334)	EA	1									51	13
X1		SPINDLE 145310 (33334)	EA	1									51	14
X1		INSERT, SEAT 145E8 (33334)	EA	1									51	15
X1		BODY, VALVE R41202P1 (33334)	EA	1									51	16
X20		CAP, PIPE: 1 1/2 IN. 53954 (07464)	EA	2									52	1
X20		SCREW, MACHINE: CLAMP TO BRACKET, NO. 10-32 THD SIZE 3/4 IN. LG 606201 (07464)	EA	2									52	2
X20		BRACKET, GAGE LINE 559716 (07161)	EA	1									52	3
X20		CLAP, LOOP: PIPE CLAMPING, 1/2 IN. 51220 (07464)	EA	2									52	4
P 0	5310-043-2226	WASHER, LOCK: CLAMP TO BRACKET, NO. 10 SCREW SIZE MS35338-24 (96906)	EA	2	*	*	*	*	*	*	*	*	52	5
P 0	5310-02-6903	NUT, PLAIN, HEXAGON: CLAMP TO BRACKET NO. 10-32 THD SIZE MS535650-102 (94906)	EA	2	*	*	*	*	*	*	*	*	52	6
X20		TUBE, COPPER: CONVERSION BLEED LINE, 1 IN. OD, C.035 IN. WALL THK, 58 1/2 IN. LG 5607 (07464)	FT										52	7
X20		TUBE, COPPER: CONVERSION BLEED LINE, 1 IN. OD, 0.035 IN. WALL THK 57 1/2 IN. LG 5607 (07464)	FT										52	8
X20		TUBE, COPPER: STORAGE BLEED LINE, 1 IN. OD, 0.035 IN. WALL THK, 45 IN. LG 5607 (07461)	FT										52	8
P20	36551-6996	SAFETY VENT ASSEMBLY, C02 559741 (07464)	EA	2	*	*	*	*	*	*	5	*	52	9
X20		ELBOW, PIPE TO TUBE: TUBE TO SAFETY RELEASE VALVES MS39202-18 (96906)	EA	2									52	10
X20		BUSHING, PIPE: SAFETY RELEASE VALVE 53914 (074164)	EA	2									52	11

(1) SMR CODE	(2) FEDERAL STOCK NUMBER	(3) DESCRIPTION	(4) USABLE ON CODE	(5) UNIT OF MEAS	(6) 30-DAY DS MAINT ALLOWANCE	(7) 30-DAY GS MAINT ALLOWANCE			(8) 1-YR ALW PER 100 EQUIP CNTG	(9) DEPOT MAINT ALW PER 100 EQUIP	(10) ILLUSTRATION				
						(a)	(b)	(c)			(a)	(b)	(c)	(a)	(b)
						1-20	21-50	51-100			1-20	21-50	51-100	FIG NO.	ITEM NO.
P 0	3655-580-8987	VALVE SAFETY RELIEF: 3/4 IN. 1765-341PSI (37239)		EA	2	2	3	2	2	3	100	52	12		
P 0	3655-649-8402	VALVE, BLEEDERS 3/8 IN. C2983-330PSI (06023)		EA	1	*	2	*	2	2	20	16	52	13	
P 0	4820-974-0797	VALVE, SWITCHING: 3/4 IN. 8157 (33334)		EA	1	*	2	*	2	2	20	16	52	14	
X20		WRENCH, SEAL CAP 574-10 (33334)		EA	1								52	15	
P 0	5330-369-3465	GASKET, SEAL CAP 574-11 (33334)		EA	1	2	3	7	2	3	7	80	60	52	16
X20		NUT, PACKING 574-3 (33334)		EA	1								52	17	
P 0	5330-369-3567	PACKING, VALVE 574-6 (33334)		EA	1	3	5	10	3	5	10	120	100	52	18
P 0	5330-369-3466	WASHER, NONMETALLIC 574-5 (33334)		EA	2	3	7	13	3	7	13	160	120	52	19
		GROUP 14 - INTERIOR LIGHTING													
P 0	5305-989-7434	SCREW, MACHINES STORAGE COMPARTMENT DOME LIGHT MTG, NO. 10-32 THD SIZE, 1/2 IN. LG MS35207-263 (96906)		EA	6	*	*	*	*	*	*	*	*	53	1
P 0	5305-889-3000	SCREW, MACHINE: POER COMPARTMENT DOME LIGHT MTG, NO. 6-32 THD SIZE, 1/2 IN. LG MS35206-27 (96906)		EA	6	*	*	*	*	*	*	*	*	53	1
P 0	5310-043-2226	WASHER, LOCKS STORAGE COCPARTMENT DOME LIGHT NTG, NO. 10 SCREW SIZE MS35338-43 (96906)		EA	6	*	.	.	*	*	*	*	*	53	2
P 0	5310-209-0788	WASHER, LOCK: POWER COMPARTMENT DOME LIGHT MTG, NO. 6 SCREW SIZE MS35335-30 (96906)		EA	6	*	*	*	*	*	*	*	*	53	2
P 0	6220-295-7432	LIGHT, DOME: POWER AND STORAGE COMPARTMENTS 39P (72635)		EA	4	*	2	2	*	2	2	16	12	53	3
P 0	5305-276-7951	SCREW, MACHINE: GUARD RETAINING, 10-32 THD SIZE, 1/1 IN.LG		EA	4	*	*	*	*	*	*	*	*	53	4
X20		GUARD, LAMP 434 (72635)		EA	1									53	5
P 0	6220-979-3540	LENS, DOME LIGHT 231 (72635)		EA	1	*	2	2	*	2	2	20	16	53	6
P 0	6240-155-7791	LAMP, INCANDESCENT 305 (24455)		EA	1	3	5	10	3	5	10	120	100	53	7
X20		LEAD, ELECTRICAL DOME LIGHT 447 (72635)		EA	1									53	8
P 0	5930-296-5875	SWITCH TOGGLE: DOME LIGHT 799 (72635)		EA	1	2	2	3	2	2	3	36	28	53	9
X20		RIM LENS DOME LIGHT 545 (72635)		EA	1									53	10
		GROUP 15 - STORAGE COMPARTMENT COMPONENTS													
P20 S	2540-536-2641	HEATER, FLUID: COOLANT HEATER B39B81 (89513)		EA	*	*	*	*	*	*	*	5	*	54	1
P 0	5930-275-3129	SWITCH, THERMOSTATIC: WATER TEMPERATURE 30B65 (89513)		EA	1	*	2	2	*	2	2	16	12	54	2

(1) SMR CODE	(2) FEDERAL STOCK NUMBER	(3) DESCRIPTION	(4) USABLE ON CODE	(5) UNIT OF MEAS	(6) 30-DAY DS MAINT ALLOWANCE	(7) 30-DAY GS MAINT ALLOWANCE			(8) 1-YR ALW PER 100 EQUIP CNTY	(9) DEPOT MAINT ALW PER 100 EQUIP	(10) ILLUSTRATION				
						(a)	(b)	(c)			(a)	(b)	(c)	(a)	(b)
						1-20	21-50	51-100			1-20	21-50	51-100	FIG NO.	ITEM NO.
P 0	5930-275-3128	SWITCH, THERMOSTATIC: WATER TEMPERATURE A30865 (89513)		EA	1	*	2	2	*	2	2	54	3		
P 0	5935-636-6605	CONNECTOR, RECEPTACLE: ELECTRICAL 39B81-2 (89513)		EA	1	*	2	2	*	2	2	12	8	54	4
P 0	5935-149-2834	CONNECTOR, PLUG: ELECTRICAL 39681-3 (89513)		EA	1	*	2	2	*	2	2	12	8	54	5
P 0	5305-984-6196	SCREW, MACHINE: SUPPRESSOR MTG, NO. 8-32 THD SIZE 3/8 IN. LG MS35206-243 (96906)		EA	2	*	*	*	*	*	*	*	*	54	6
P 0	5310-5-3299	WASHER LOCK: SUPPRESSOR MTG, NO. 8 SCREW SIZE MS35338 (96906)		EA	2	*	*	*	*	*	*	*	*	54	7
P 0	5310-176-8135	NUT, PLAIN, HEXAGON: SUPPRESSOR MTG, NO. 8-32 THD SIZE MS20341-8S (96906)		EA	2	*	*	*	*	*	*	*	*	54	8
P 0	5915-281-363	SUPPRESSOR, IGNITION INTERFERENCE 03C53-14 (89513)		EA	1	2	2	3	2	2	3	40	36	54	9
X20		LEAD, ELECTRICAL, SHIELDED O4C14 (89513)		EA	1									54	10
X20		SCREW, CAP, HEXAGON HEAD: BLOWER TO FUEL HEAD A9537 (89513)		EA	6									54	11
P 0	2540-679-1237	PLATE, PRESSURE: BLOWER TO FUEL HEAD 03C52 (89513)		EA	1	*	2	2	*	2	2	16	12	54	12
P 0	2990-599it09	PACKING, BLOWER 03C51 (89513)		EA	1	2	2	4	2	4	4	48	36	54	13
P 0	5305-269-3219	SCREW, CAP, HEXAON HEAD: HEATER CHASSIS MTG, 3/8.16 THD SIZE 2 3/4 IN. LG M590725-69 (96906)		EA	3	*	*	*	*	*	*	*	*	54	14
P 0	5310-627-6128	WASHER, LOCK: HEATER CHASSIS MTG, 3/8 IN. SCREW SIZE MS35335-35 (96906)		EA	8	*	*	*	*	*	*	*	*	54	15
P 0	5310-77-2813	NUT, PLAIN, HEXAGON: HEATER CHASSIS MTG, 3/16 THD SIZE MS51967-7 (96906)		EA	5	*	*	*	*	*	*	*	*	54	16
X20		STUD, PLAIN: HEATER CHASSIS MTG, 3/8-16 THD SIZE, 3 1/4 IN. LG 559775 (07464)		EA	1									54	17
X20		CHASSIS ASSEMBLY, FLUID HEATER 28C16 (89513)		EA	1									54	18
X20		COVER ASSEMBLY CONTROL PANEL 03C73 (89513)		EA	1									55	1
P 0	5305-9841-6196	SCREW, MACHINE: CONTROL PANEL MTG, NO. 8-32 THD SIZE, 7/8 IN. LG MS35206-248 (96906)		EA	1	*	*	*	*	*	*	*	*	55	2
X20		SPACER CONTROL PANEL 05C98 (89513)		EA	4									55	3
P 0	5310-015-3299	WASHER, LOCK: CONTROL PANEL HTG, NO. 8 SCREW SIZE MS35338-42 (96906)		EA	4	*	*	*	*	*	*	*	*	55	4
P 0	5310-176-8135	NUT, PLAIN, HEXAGON: CONTROL PANEL MTG, NO. 832 THD SIZE MS20341-8S (96906)		EA	4	*	*	*	*	*	*	*	*	55	5
X20		PANEL ASSEMBLY CONTROL 03C67 (89513)		EA	1									55	6

(1) SMR CODE	(2) FEDERAL STOCK NUMBER	(3) DESCRIPTION	(4) USABLE ON CODE	(5) UNIT OF MEAS	(6) 30-DAY DS MAINT ALLOWANCE			(7) 30-DAY GS MAINT ALLOWANCE			(8) 1-YR ALW PER 100 EQUIP CNTG	(9) DEPOT MAINT ALW PER 100 EQUIP	(10) ILLUSTRATION	
					(a)	(b)	(c)	(a)	(b)	(c)			(a)	(b)
					1-20	21-50	51-100	1-20	21-50	51-100			FIG NO.	ITEM NO.
P 0	5310-1768135	NUT, PLAIN, HEXAGON: CIRCUIT BREAKER, RELAY, RESISTOR AND PANEL MTG, NO. 8-32 THD SIZE MS2031-8S (96906)		EA	1	*	*	*	*	*	*		55	7
P 0	5310-515-8058	WASHER, FLAT: CIRCUIT BREAKER AND RESISTOR MTG, NO. 8 SCREW SIZE AN960-(88044)		EA	9	*	*	*	*	*	*		55	8
X20		WASHER, NONMETALLIC, RESISTOR INSULATING 06C53 (89513)		EA	2								55	9
P 0	5305-984-6203	SCREW, MACHINE: RESISTOR MTG, NO. 8-32 TH SIZE, 2 1/2 IN. LG MS35206-255 (96906)		EA	2	*	*	*	*	*	*		55	10
P 0	5905-193-3263	RESISTOR, VARIABLE 03C67- (89513)		EA	1	*	2	2	*	2	2	12	55	11
P 0	5905-518-5334	RESISTOR, FIXED COMPOSITION RW29V100 (81349)		EA	1	*	2	2	*	2	2	16	55	12
P 0	5970-621-7125	BRUSHING, FIBRE SHOULDER: RESISTOR INSULATING 03C67-3 (89513)		EA	2	2	2	3	2	2	3	32	55	13
P 0	5305-989-6191	SCREW, MACHINE: SOCKET, PLUG AND RELAY HTG, NO. 8-32 THD SIZE, 0.375 IN. LG MS3520 23 (96906)		EA	8	*	*	*	*	*	*		55	14
P 0	5310-045-3299	WASHER, LOCK: CIRCUIT BREAKER, RELAY, RESISTOR AND PANEL MTG, NO. 8 SCREW SIZE MS35338-42 (96906)		EA	12	*	*	*	*	*	*		55	15
X20		CLAMP, RELAY: RELAY MTG 2&17 (89513)		EA	1								55	16
X20		CLAMP, RELAY: RELAY MTG A281 7 (89 3)		EA	1								55	17
P 0	5945-258-3451	RELAY, AMATURE: 24V 85721-3 (80089)		EA	2	2	2	3	2	2	3	40	55	18
P 0	5305-984-6194	SCREW, MACHINE: CIRCUIT BREAKER MTG, NO. &832 THD SIZE, 0.625 IN. LG MS35206.2.6 (96906)		EA	2	*	*	*	*	*	*		55	19
P 0	5925-201-4795	BREAKER CIRCUIT 03C67-6 (89513)		EA	1	*	2	2	*	2	2	16	55	20
P 0	41210-012-6883	PLUG ELECTRICAL 03C67-7 (89513)		EA	1	*	2	2	*	2	2	16	55	21
P 0	5935-1210	SOCKET ELECTRICAL 03C67-1 (89513)		EA	1	*	2	2	*	2	2	16	55	22
P 0	5310-999-4031	NUT, PLAIN, HEXAGON: TIME DELAY RELAY, NO. 6-32 THD SIZE MS20341-6S (96906)		EA	3	*	*	*	*	*	*		55	23
P 0	5310-0415007	WASHER LOCK: TIME DELAY RELAY, NO. : SCREW SIZE MS35338-41 (96906)		EA	3	*	*	*	*	*	*		55	24
P 0	5945-259-7750	RELAY, TIME DELAY E-59 (82617)		EA	1	*	2	2	*	2	2	20	55	25
P 0	5953-308-0573	BUTTON, RELAY 03C71 (89513)		EA	1	*	2	2	*	2	2	16	55	26
X20	SPACER, TIME RELAY	EA 03C69 (89513)		EA	3								55	27
P 0	5970-621-7123	INSULATOR, TIME RELAY 03C70 (89513)		EA	1	*	2	2	*	2	2	16	55	28

(1) SMR CODE	(2) FEDERAL STOCK NUMBER	(3) DESCRIPTION	(4) USABLE ON CODE	(5) UNIT OF MEAS	(6) 30-DAY DS MAINT ALLOWANCE	(7) 30-DAY GS MAINT ALLOWANCE	(8) 1-YR ALW PER 100 EQUIP CNTGCT	(9) DEPOT MAINT ALW PER 100 EQUIP	(10) ILLUSTRATION							
									(a)	(b)	(c)	(a)	(b)	(c)	(a)	(b)
									1-20	21-50	51-100	1-20	21-50	51-100	FIG NO.	ITEM NO.
P 0	5305-5794-0494	SCREW, MACHINE TIME DELAY RELAY, NO. 6-32 THD SIZE, 2 IN. LG MS35206-238 (96906)		EA	1	*	*	*	*	*	*	55	29			
P 0	5305-98-6195	SCREW, MACHINE: GROUND TERMINAL, NO. 8-32 THD SIZE, 3/4 IN. LG MS35206-27 (96906)		EA	1	*	*	*	*	*	*	55	30			
P 0	5310-167-0877	WASHER, LOCK: GROUND TERMINAL, NO. 8 SCREW SIZE AN936A8 (88044)		EA	2	*	*	*	*	*	*	55	31			
X20		CLAMP, LOOP: COIER CLIP 03C67-8 (89513)		EA	2							55	32			
x20		PANEL, CONTROL 03C68 (89513)		EA	1							55	33			
P 0	5305-989-7434	SCREW, MACHINE: IGNITION ASSEMBLY MTG, NO. 10-32 THD SIZE, 3/4 IN. LG MS35207-263 (96906)		EA	4	*	*	*	*	*	*	56	1			
P 0	5310-5-3296	WASHER, LOCK: IGNITION ASSEMBLY MTG, NO. 10 SCREW SIZE MS353383 (96906)		EA	4	*	*	*	*	*	*	56	2			
P 0	5310-176-8138	NUT, PLAIN, HEXAGON: IGNITION ASSEMBLY MTG, NO. 10-32 THD SIZE AN345-10 (88044)		EA	*	*	*	*	*	*	*	56	3			
P20	1660-449-1447	IGNITION ASSEMBLY: TYPE 1D 61A78 (89513)		EA	1	*	*	*	*	*	*	56	4			
P 0	5305-984-6193	SCREW, MACHINE: DOOR AND RETAINER MTG, NO. 8-32 THD SIZE MS35206-245 (96906)		EA	14	*	*	*	*	*	*	56	5			
X20		DOOR ASSEMBLY, IGNITION BOX 62A72 (89513)		EA	1							56	6			
P 0	1660-449-1408	GASKET, DOOR: IGNITION BOX A59A92 (89513)		EA	1	2	2	2	2	2	2	25	16			
P 0		5310-902-6676 NUT, SELF-LOCKING: HEXAGON: ELECTRICAL LEAD TO COIL, NO. 10-32 THD SIZE MS20183N3 (96906)		EA	2	*	*	*	*	*	*	56	8			
P 0	5310-1670878	WASHER, LOCK: ELECTRICAL LEAD TO COIL, NO. 10 SCREW SIZE AN936A10 (88044)		EA	2	*	*	*	*	*	*	56	9			
X20		SCREW, CAP, HEXAGON HEAD: COIL MTG A41A89 (89513)		EA	2							56	10			
P 0	5310-167-0721	WASHER, LOCK: COIL MTG, 5/16 IN. SCREW SIZE AN936516 (88044)		EA	2	*	*	*	*	*	*	56	11			
P 0	2920-69-5210	COIL ASSEMBLY, IGNITION HEATER 03C09 (89513)		EA	1	*	2	2	*	2	2	16	12			
P 0	2990-585-5235	COIL IGNITION HEATER 02C91 (89513)		EA	1	*	2	2	*	2	2	16	13			
P 0	1660-698-6312	SPRING AND EYELET ASSEMBLY, IGNITION COIL 54A23 (89513)		EA	1	*	2	2	*	2	2	16	14			
X20		WASHER, FLAT IGNITION COIL 55A26 (89513)		EA	1							56	15			
P 0	2920-069-7398	INSULATOR, COIL 54A24 (89513)		EA	1	*	2	2	*	2	2	12	8			
X20		WASHER FLAT BUMPER 55A26 (89513)		EA	1							56	17			

(1) SMR CODE	(2) FEDERAL STOCK NUMBER	(3) DESCRIPTION	(4) USABLE ON CODE	(5) UNIT OF MEAS	(6) 30-DAY DS MAINT ALLOWANCE	(7) 30-DAY GS MAINT ALLOWANCE			(8) 1-YR ALW PER 100 EQUIP CATEGORY	(9) DEPOT MAINT ALW PER 100 EQUIP	(10) ILLUSTRATION				
						(a)	(b)	(c)			(a)	(b)	(c)	(a)	(b)
						1-20	21-50	51-100			1-20	21-50	51-100	FIG NO.	ITEM NO.
P 0	2540-707-9813	REFINER BRAMP IGNITION COIL 62A26 (89513)		EA	1	*	2	2	*	2	2	56	18		
P 0	1660-449-1409	GASKET: IGNITION COIL A60D29 (89513)		EA	1	2	2	3	2	2	3	32	23	56	19
P 0	1660-216-6139	CLAMP ASSEMBLY, VIBRATOR 60A12 (89513)		EA	1	*	2	2	*	2	2	16	12	56	20
P 0	4520-349-318	VIBRATOR B53A7 (89513)		EA	1	*	2	2	*	2	2	16	12	56	21
P 0	1660-699-8882	GASKET VIBRATOR 60A30 (89513)		EA	2	2	2	3	2	2	3	32	24	56	22
P 0	5340-449-1418	SPRING HOLDING: VIBRATOR WTG 62A66 (89513)		EA	1	*	2	2	*	2	2	16	12	56	23
P O		BOX ASSEMBLY IGNITION 62A60 (89513)		EA	1	.	2	2	*	2	2	12	8	56	24
P 0	5305-151-1848	SCREW, MACHINE: TERMINAL MTG, No. 6-32 THD SIZE MS35206-229 (96906)		EA	2	*	*	*	*	*	*	*	*	56	25
P 0	4520-546-3524	TERMINAL ASSEMBLY 77A23 (89513)		EA	1	*	2	2	*	2	2	16	12	56	26
X20		FASTENER UNIT, TERMINAL 76A64(89513)		EA	1									56	27
P 0	5305-989-7433	SCREW, MACHINE SUPPRESSOR MTG, NO. 10-32 THD SIZE, 3/4 IN. LG MS535207-263 (96906)		EA	2	*	*	*	*	*	*	*	*	56	28
P 0	5310-167-0878	WASHER LOCK: SUPPRESSOR MTG, NO. 10 SCREW SIZE AN936A10 (88044)		EA	2	*	*	*	*	*	*	*	*	56	29
P 0	5915-449-1454	SUPPRESSOR, IGNITION INTERFERENCE 79A48 (89513)		EA	1	*	2	2	*	2	2	16	12	56	30
P 0	5310-045-3299	NUT, PLAIN, HEXAGON: SHIELD TO SUPPRESSOR, NO. 6-32 THD SIZE MS35338,42 (96906)		EA	2	*	*	*	*	*	*	*	*	56	31
P 0	5310-209-0788	WASHER, LOCK: SHIELD TO SUPPRESSOR, NO. 6 SCREW SIZE AN936B6 (88044)		EA	2	*	*	*	*	*	*	*	*	56	32
P 0	1660-699-0197	SHIELD ASSEMBLY, SUPPRESSOR 77A18 (89513)		EA	1	*	2	2	*	2	2	12	8	56	33
P o	5915-501-3334	SUPPRESSOR, IGNITION INTERFERENCE 77A11 (89513)		EA	1	*	2	2	*	2	2	16	12	56	34
P 0	1660-099-7064	BODY, DETACHABLE LEAD 54A26 (89513)		EA	1	*	2	2	*	2	2	16	12	56	35
X20		NUT, PLAIN, HEXAGON BODY TO IGNITION BOX 54A22 (89513)		EA	1									56	36
X20		WASHER, LOCK: BODY TO IGNITION BOX D41A35 (89513)		EA	1									56	37
P 0	5305-955477	SCREW, MACHINE: CONDENSER MTG, NO. 8-32 THD SIZE, 5/8 IN. LG MS35190-254. (96906)		EA	2	*	*	*	*	*	*	*	*	56	38
P 0	5310-167-0860	WASHER LOCK: CONDENSER MTG, 0.16IN-. ID, 0.353 IN. OD, 0.018 IN. THK AN936C8 (88044)		EA	2	*	*	*	*	*	*	*	*	56	39
X20		SPACER, CONDENSER MTG 60A21 (89513)		EA	2									56	40

(1) SMR CODE	(2) FEDERAL STOCK NUMBER	(3) DESCRIPTION REF. NUMBER & MFR CODE	(4) USABLE ON CODE	(5) UNIT OF MEAS	QTY INC IN UNIT	(6) 30-DAY DS MAINT ALLOWANCE			(7) 30-DAY GS MAINT ALLOWANCE			(8) 1-YR ALW PER 100 EQUIP CNTGCT	(9) DEPOT MAINT ALW PER 100 EQUIP	(10) ILLUSTRATION	
						(a)	(b)	(c)	(a)	(b)	(c)			(a)	(b)
						1-20	21-50	51-100	1-20	21-50	51-100			FIG NO.	ITEM NO.
P O	1660-485-4189	CONDENSER ASSEMBLY 86A96 (89513)		EA	1	*	*	2	*	*	2	24	20	56	41
X20		WIRE AND TERMINAL ASSEMBLY I IGNITION COIL A62A58 (89513)		EA	1									56	42
X20		WIRE AND TERMINAL ASSEMBLY: IGNITION COIL 62A63 (89513)		EA	1									56	43
X20		SOCKET AND WIRE ASSEMBLY: VIBRATOR 68A80 (89513)		EA	1									56	44
P O	5930-548-9417	SWITCH, PUSH: VIBRATOR CHANGE OVER 63A50 (89513)		EA	1	*	2	2	*	2	2	30	23	56	45
X20		WASHER, KEY: SWITCH MTG 99A09 (89513)		EA	1									56	116
X20		WASHER, LOCK: SWITCH MTG H41A35 (813)		EA	1									56	47
P o	1660-507-0405	BOX, IGNITION 62A41 (89513)		EA	1	*	2	2	.	2	2	16	12	56	48
X20		PLATE, INSTRUCTION 62A69 (89513)		EA	1									56	19
P O	2540-096-5741	TUBE ASSEMBLY, METAL: FUEL LINE 39681-1 (89513)		EA	1	*	2	2	*	2	2	12	8	57	1
P O	2590-567-9294	CONTROL ASSEMBLY, FUEL 03c53-15 (89513)		EA	1	2	2	2	2	2	2	24	16	57	2
P O	2540-096-5733	TUBE ASSEMBLY, METAL: FUEL FILTER TO PUMP 03C53-1 (89513)		EA	1	*	2	2	.	2	2	12	8	57	3
X20		ADAPTER, STRAIGHT, PIPE TO TUBE: FUEL PUMP AND FUEL MANIFOLD AN816-4 (88014)		EA	3									57	4
P O	2990-678-6065	TUBE ASSEMBLY, METAL: FUEL MANIFOLD TO PUMP 03053-16 (89513)		EA	1	*	2	2	*	2	2	12	8	57	5
P O	2540-096-5735	TUBE ASSEMBLY, METAL FUEL MANIFOLD TO VALVE 03c53-3 (89513)		EA	1	*	2	2	*	2	2	12	8	57	6
X20		ELBOW, PIPE: FUEL VALVE C1 366 (89513)		EA	1									57	7
P O	4730-231-4007	ELBOW, PIPE TO TUBE: FUEL LINE, 90 DEG, 5/16 IN. UNF ON FIRST END, 1/8 IN. ANPT ON SECOND END MS20822-2 (96906)		EA	1	*	*	*	*	*	*	*	*	57	8
P O	4730-231-4009	ELBOW, PIPE TO TUBE: FUEL MANIFOLD, 45 DEG, 7/16 IN. UNF THD SIZE ON FIRST END, 1/8 IN. NPT THD SIZE ON SECOND END MS20822-4- (96906)		EA	2									*57	9
X20		NIPPLE, PIPE: 3/8 X 3 1/2 IN., FUEL FILTER TO MANIFOLD, 3/8 IN. NPT 3 1/21 N. LG G13874 189513)		EA	1									57	10
P O	6685-836-1636	GAGE, PRESSURE: DIAL INDICATING 03C53-12 (89513)		EA	1	*	2	2	*	2	2	16	12	57	11
X20		SCREW, CAP, HEXAGON HEAD : FUEL MANIFOLD MTG E95A37 (89513)		EA	1									57	12

(1) SMR CODE	(2) FEDERAL STOCK NUMBER	(3) DESCRIPTION REF. NUMBER & MFR CODE	(4) USABLE ON CODE	(5) UNIT OF MEAS	(6) 30-DAY DS MAINT ALLOWANCE	(7) 30-DAY GS MAINT ALLOWANCE			(8) 1-YR ALW PER 100 EQUIP CNTGCTY	(9) DEPOT MAINT ALW PER 100 EQUIP	(10) ILLUSTRATION				
						(a)	(b)	(c)			(a)	(b)	(c)	(a)	(b)
						1-20	21-50	51-100			1-20	21-50	51-100	FIG NO.	ITEM NO.
P O	5305-855-0987	SCREW, MACHINE: FUEL VALVE TO MANIFOLD, NO. 10-32 THD SIZE, 1 1/2 IN. LG MS35266-69 (96906)		EA	2	*	^	^	^	*	*	*	*	57	13
P O	5310-045-3296	WASHER, LOCK: FUEL VALVE TO MANIFOLD, NO. 10 SCREW SIZE MS35338-3 (96906)		EA	2	*	*	*	*	*	*	*	*	7	14
P O	4520-608-4663	VALVE, MAGNETIC: FUEL VALVE 03053-13 (89513)		EA	1	2	2	1	2	2	4	8	24	57	15
X20		SPACER: FUEL VALVE MTG 03055 (89513)		EA	2									57	16
X20		NUT, PLAIN, CAP: FUEL PRESSURE RELIEF 03053-5 (89513)		EA	1									57	17
P O	5330-082-8437	GASKET FUEL, PRESSURE RELIEF 03053-6 (89513)		EA	2	3	5	10	3	5	10	120	100	57	18
X20		NUT, SELF-LOCKING, HEXAGON FUEL PRESSURE RELIEF 03C53-7 (89513)		EA	1									57	19
P O	5305-090-2304	SCREW, ADJUSTING: FUEL PRESSURE RELIEF, 1/2-13 THD SIZE, 1/2 IN. LG 03053-8 (89513)		EA	1									57	20
PO	4210-522-2626	SPRING, HELICAL, COMPRESSIONS FUEL PRESSURE RELIEF 03053-9 (89513)		EA	1	*	2	2	*	2	2	16	12	57	21
X20		STUD, O RING : FUEL PRESSURE RELIEF 03053-10 (89513)		EA										57	22
PO	5330-640-9612	PACKING, PREFORMED: FUEL PRESSURE STUD AN6227-3 (8804)		EA	1	3	5	0	3	5	10	120	100	57	23
P20	2540-096-5736	MANIFOLD ASSEMBLY, FUEL 0305k (89513)		EA	1	*	*	*	*	*	*	5	*	57	2
PO	5305-984-6191	SCREW, MACHINE SUPPRESSOR TO BRACKET AND BRACKET MTG, NO. 8-32 THD SIZE, 3/8 IN. LG MS352064-3 (96906)		EA	*	*	*	*	*	*	*	*	*	58	1
PO	5310-045-3299	WASHER, LOCK: SUPPRESSOR TO BRACKET AND BRACKET MTG, NO. 8 SCREW SIZE MS35338-42 (96906)		EA	1	*	*	*	*	*	*	*	*	58	2
PO	5310-176-8135	NUT, PLAIN, HEXAGON: SUPPRESSOR TO BRACKET AND BRACKET MTG, NO. 832 THD SIZE		EA	4	*	*	*	*	*	*	*	*	58	3
P O	5915-284-4363	SUPPRESSOR IGNITION INTERFERENCE 03053-14 (89513)		EA	2	REF	REF	REF	REF	REF	REF		REF	58	41
X20		BRACKET, MOUNTING: IGNITION SUPPRESSOR 28019 (89513)		EA	1									58	5
P O	5310-901-9291	NUT, PLAIN, HEXAGON MOTOR SUPPORT BRACKET TO FUEL MANIFOLD 1/4-20 THD SIZE M5210341-141& (96906)		EA	1	*	*	*	*	*	*	*	*	58	6
P O	5310-582-5965	WASHER, LOCK: MOTOR SUPPORT BRACKET TO FUEL MANIFOLD, 1/4 IN. SCREW SIZE MS35338- (96906)		EA	4	*	*	*	*	*	*	*	*	58	7
P	5305-616-4831	SCREW, MACHINE MOTOR SUPPORT BRACKET, NO. 10-32 THD SIZE, 3/4 IN LG S40A75 (89513)		EA	1	*	*	*	*	*	*	*	*	58	8

(1) SMR CODE	(2) FEDERAL STOCK NUMBER	(3) DESCRIPTION REF. NUMBER & MFR CODE	(4) USABLE ON CODE	(5) UNIT OF MEAS	QTY INC IN UNIT	(6) 30-DAY DS MAINT ALLOWANCE			(7) 30-DAY GS MAINT ALLOWANCE			(8) 1-YR ALW PER 100 EQUIP CNTGCT	(9) DEPOT MAINT ALW PER 100 EQUIP	(10) ILLUSTRATION	
						(a)	(b)	(c)	(a)	(b)	(c)			(a)	(b)
						1-20	21-50	51-100	1-20	21-50	51-100			FIG NO.	ITEM NO.
P O	5310-061-7326	NUT, PLAIN, HEXAGON: MOTOR SUPPORT BRACKET, NO. 10-32 THD SIZE MS21045-3 (96906)		EA	1	*	*	*	*	*	*	*	*	58	9
X20		BRACKET MOTOR SUPPORT 05051 (89513)		EA	1									58	10
P O	5305-844-9888	SCREW, MACHINE: ORIFICE PLATE, NO. 6-20 THD SIZE, 1/1 IN. LG MS24621-15 (96906)		EA	3	*	*	*	*	*	*	*	*	58	11
P O	5310-167-0876	WASHER, LOCK ORIFICE PLATE, 0.142 IN. ID, 0.289 IN. OD, 0.018 IN. THK AN936A6 (880i4)		EA	3	*	*	*	*	*	*	*	*	58	12
P O	2540-85-8586	PLATE, ORIFICE 03058:1 (89513)		EA	1	*	2	2	*	2	2	16	12	58	13
PO	2990-024-2669	BLOWER AND PUMP ASSEMBLY 03057 (89513)		EA	1	*	*	*	*	*	*	5	*	58	14
X20		SCREW, MACHINE: PUMP TO MOTOR B86A55 (89513)		EA	3									58	15
P O	5310-167-0877	WASHER LOCK PUMP TO MOTOR, 0.1 IN ID, 0.336 IN. OD, 0.020 IN. THK AN936A8 (8804,)		EA	3	*	*	*	*	*	*	*	*	58	16
PO	2910-374-8107	PUMP, FUEL 03C57-2 (89513)		EA	1	*	*	*	*	*	*	5	*	58	17
P O	5305-984-6191	SCREW, MACHINE: BLOWER TO MOTOR, NO. 8-32 THD SIZE, 0.375 IN. LG MS35206-243 (96906)		EA	4	*	*	*	*	*	*	*	*	58	18
P O	5310-045-3299	WASHER, LOCK, BLOWER TO MOTOR, NO. 8 SCREW SIZE MS35338-42 (96906)		EA	4	*	*	*	*	*	*	*	*	58	19
P O	2990-374-8106	MOTOR AND BLOWER ASSEMBLY 03057-1 (89513)		EA	1	2	2	2	2	2	2	24	20	58	20
X20		TERMINAL, ELECTRICAL H57A88 (89513)		EA	2									58	21
X20		TERMINAL, ELECTRICAL C57A88 (89513)		EA	2									58	22
X20		BRAID SHIELDING D77A16 189513)		EA	2									58	23
P O	4730-231-4009	ELBOW, PIPE TO TUBE: FUEL FILTER, 45 DEG, 7/16 IN. UNF THD SIZE ON FIRST END, 1/8 IN. NPT THD SIZE ON SECOND END MS20822-4 (96906)		EA	1	*	*	*	*	*	*	*	*	59	1
P O	4730-603-5599	BUSHING, PIPE: FUEL FILTER, 3/8 IN. NPTF ON MALE END, 1/8 IN. NPTF ON FEMALE END 03053-1 (89513)		EA	1	*	*	*	*	*	*	*	*	59	2
P O	5305-989-7434	SCREW, MACHINE: BAND RETAINING AND BRACKET MTG, NO. 10-32 THD SIZE, 3/4 IN. LG MS35207-263 (96906)		EA	3	*	*	*	*	*	*	*	*	59	3
P O	5310-045-3296	WASHER, LOCK: BAND RETAINING AND BRACKET MTG, NO. 10 SCREW SIZE MS35338-43 (96906)		EA	3	*	*	*	*	*	*	*	*	59	4
P O	5310-176-8138	NUT, PLAIN, HEXAGON: BAND RETAINING AND BRACKET MTG, NO. 10-32 THD SIZE AN345-10 (880C 4)		EA	3	*	*	*	*	*	*	*	*	59	5

(1) SMR CODE	(2) FEDERAL STOCK NUMBER	(3) DESCRIPTION REF. NUMBER & MFR CODE	(4) USABLE ON CODE	(5) UNIT OF MEAS	(6) 30-DAY DS MAINT ALLOWANCE	(7) 30-DAY GS MAINT ALLOWANCE	(8) 1-YR ALW PER 100 EQUIP CNTGCT	(9) DEPOT MAINT ALW PER 100 EQUIP	(10) ILLUSTRATION							
									(a)	(b)	(c)	(a)	(b)	(c)	(a)	(b)
									1-20	21-50	51-100	1-20	21-50	51-100	FIG NO.	ITEM NO.
X20		BRACKET ASSEMBLY, FILTER: FUEL FILTER MTG 28c2 (89513)		EA	1						59	6				
X20		BAND ASSEMBLY, CLAP FILTER TO BRACKET 28C22 (89513)		EA	1						59	7				
X20		FILTER, FLUID, PRESSURE: FUEL 1A25A (72692)		EA	1						59	8				
X20		SCREW, VENT: CAP 1A38 (72692)		EA	2						59	9				
X20		GASKET: VENT SCREW 1A39 (72692)		EA	2						59	10				
X20		BOLT: FILTER CAP 1A33 (72692)		EA	1						59	11				
X20		GASKET: CAP BOLT 1A58 (72692)		EA	1						59	12				
X1		CAP: FUEL FILTER 1A26A (72692)		EA	1						59	13				
P O	5330-420-1670	GASKET: FILTER CAP 1A31A (72692)		EA	1	3	7	13	3	7	13	160	100	59	14	
P O		CARTRIDGE FILTER 1A30 (726925)		EA	1	3	7	13	3	7	13	160	100	59	15	
X20		SCREEN FILTER 1A36 (72692)		EA	1									59	16	
X20		BOLT: FUEL FILTER 1A41A (72692)		EA	1									59	17	
X20		GASKET: FILTER, BOLT 1A58 (72692)		EA	1									59	18	
X20		SPUD FILTER BODY 1A28A (72692)		EA	1									59	19	
X1		SEALING CUP, BODY 1A37 (72692)		EA	1									59	20	
X1		BODY FILTER 1A278 (72692)		EA	1									59	21	
X20		SCREW, CAP, HEXAGON HEAD COMBUSTION HEAD TO CHAMBER A95A37 (89513)		EA	3									60	1	
P O	5310-582-5965	WASHER, LOCK: COMBUSTION HEAD TO CHAMBER, 1/ IN. SCREW SIZE MS35338-44, (96906)		EA	3	*	*	*	*	*	*	*	*	60	2	
P O	2990-297-4847	GASKET CHAMBER 25B95 189513)		EA	1	2	2	3	2	2	3	36	24	60	3	
P O	2540-395-7534	HEAD ASSEMBLY COMBUSTION 05C30-1 (89513)		EA	1	*	2	2	*	2	2	12	8	60	4	
X1		CHAMBER ASSEMBLY 24B17 (89513)		EA	1									60	5	
X20		WIRE AND STUD B11B97 (89513)		EA	1									60	6	
X20		NUT, HOLDING: NOZZLE HOLDER 11B911 (89513)		EA	1									60	7	
P O	4730-187-0838	ADAPTER, STRAIGHT, PIPE TO TUBE: NOZZLE HOLDER, 5/16 IN. UNF ON TUBE END, 1/e IN. ANPT ON PIPE END A 16-2 (88044)		EA	1	*	*	*	*	*	*	*	*	60	8	
X20		FITTING, NOZZLE HOLDER 24033 (89513)		EA	1									60	9	

(1) SMR CODE	(2) FEDERAL STOCK NUMBER	(3) DESCRIPTION REF. NUMBER & MFR CODE	(4) USABLE ON CODE	(5) UNIT OF MEAS	(6) 30-DAY DS MAINT ALLOWANCE	(7) 30-DAY GS MAINT ALLOWANCE	(8) 1-YR ALW PER 100 EQUIP CNTGCT	(9) DEPOT MAINT ALW PER 100 EQUIP	(10) ILLUSTRATION							
									(a)	(b)	(c)	(a)	(b)	(c)	(a)	(b)
									1-20	21-50	51-100	1-20	21-50	51-100	FIG NO.	ITEM NO.
P O	1660-211-4585	NOZZLE SPRAY H36A47 (A9513)		EA	1	* 2 2	* 2 2	16	12	60	10					
P O	1660-180-6451	STRAINER SEDIMENT: FUEL 39A19 (89513)		EA	1	2 2 4	2 2 4	48	36	60	11					
P O	5977-312-2069	ELECTRODE, GROUND 24B30 (89513)		EA	1	3 5 10	3 5 10	120	100	60	12					
P O	5310-582-5965	WASHER, LOCK: GROUND ELECTRODE. 1/4 IN. SCREW SIZE MS35338-44 (99006)		EA	1	* * *	* * *	*	*	60	13					
P O	5977-245-0406	SPARK PLUG 73A64 (89513)		EA	1	3 6 13	3 6 13	150	100	60	14					
P O	5330-198-6163	PACKING, PREFORMED: SPARK PLUG AN6227-14 (8804\$)		EA	1	3 5 10	3 5 10	120	100	60	15					
X20		SCREW, CAP, HEXAGON HEAD: COMBUSTION HEAD A21B31 (89513)		EA	3					60	16					
X20		WASHER, LOCK: COMBUSTION HEAD 24191 (89513)		EA	3					60	17					
P O	2540-213-7535	HEAD, COMBUSTION 24821 (89513)		EA	1	* 2 2	* 2 2	16	12	60	18					
P O	5306-150-9105	BOLT, MACHINE: SUPPORT ASSEMBLIES TO CHASSIS, 1/4-28 THD SIZE, 15/32 IN. LG AN4-4A (880 421)		EA	8	* * *	* * *	*	*	61	1					
P O	5310-582-5965	WASHER, LOCK: SUPPORT ASSEMBLIES TO CHASSIS. 1/4 IN. SCREW SIZE MS35338-44 (96906)		EA	8	* * *	* * *	*	*	61	2					
P O	5310-176-8138	NUT, PLAIN, HEXAGON: SUPPORT ASSEMBLIES TO CHASSIS, 1/4-28 THD SIZE AN-35-10 (880114)		EA	8	* * *	* * *	*	*	61	3					
X1		HEATER AND SUPPORT ASSEMBLY 2&8C26-3 (89513)		EA	1					61	4					
P O	530-151-1426	BOLT MACHINE: SUPPORT CLAMP, 1/4-28 THD SIZE, 25/32 IN. LG AN-6A (88&04)		EA	2	* * *	* * *	*	*	61	5					
X20		SUPPORT ASSEMBLY, BOILER 28C05 (89513)		EA	1					61	6					
X20		CLAMP, HALF: BOILER SUPPORT 2&01 (89513)		EA	1					61	7					
X20		CLAMP, LOOP: WIRING HARNESS B98A45 (89513)		EA	4					61	8					
X20		CLAMP, LOOP: WIRING HARNESS 98A45 (89513)		EA	1					61	9					
X20		SUPPORT ASSEMBLY, BOILER 28C14 (89513)		EA	1					61	10					
P20	2540-312-2058	HEATER ASSEMBLY 03C43-3 (89513)		EA	1	* * *	* * *	5	*	61	11					
P O	4730-221-2139	PLUG, PIPE: HEATER, 1/2 IN. ANPT MS20913-45 (96906)		EA	1	* * *	* * *	*	*	61	12					
P O	4730-221-2136	PLUG PIPE HEAD, 1/8 IN. ANPT MS20913-1S (96906)		EA	1	* * *	* * *	*	61	13						
P O	5306-151-1423	BOLT, MACHINE: HEAD TO CHAMBER, 1/4-28 THD SIZE, 3/11 IN. LG AN4-11A (880044)		EA	6	* * *	* * *	*	*	61	14					

(1) SMR CODE	(2) FEDERAL STOCK NUMBER	(3) DESCRIPTION REF. NUMBER & MFR CODE	(4) USABLE ON CODE	(5) UNIT OF MEAS	QTY INC IN UNIT	(6) 30-DAY DS MAINT ALLOWANCE			(7) 30-DAY GS MAINT ALLOWANCE			(8) 1-YR ALW PER 100 EQUIP CNTGCTY	(9) DEPOT MAINT ALW PER 100 EQUIP	(10) ILLUSTRATION	
						(a)	(b)	(c)	(a)	(b)	(c)			(a)	(b)
						1-20	21-50	51-100	1-20	21-50	51-100			FIG NO.	ITEM NO.
P O	5310-141-1795	WASHER, FLAT: HEAD TO CHAMBER, 1/4 IN. SCREW SIZE AN960-416 (88044)		EA	6	*	*	*	*	*	*	*	*	61	15
P O	5310-582-5965	WASHER, LOCK: HEAD TO CHAMBER, 1/4 IN. SCREW SIZE MS35338-44 (96906)		EA	8	*	*	*	*	*	*	*	*	61	16
P O	5310-176-8140	NUT, PLAIN, HEXAGON: HEAD TO CHAMBER 1/4-28 THD SIZE AN345-416 (88044)		EA	6	*	*	*	*	*	*	*	*	61	17
P O	2540-096-5729	HEAD ASSEMBLY, HEATER 02C48 (89513)		EA	1	*	2	2	*	2	2	12	8	61	18
P O	6115-354-8653	GASKET, HEAD 03C47 (89513)		EA	2	2	2	4	2	2	4	48	36	61	19
P O	2540-096-5731	TUBE ASSEMBLY, METAL: CHAMBER 03C48 (89513)		EA	1	*	2	2	*	2	2	12	8	61	20
P O	2540-096-5730	CHAMBER ASSEMBLY, WATER 03C44 (89513)		EA	1	*	2	2	*	2	2	12	8	61	21
P O	5306-206-4931	BOLT, MACHINE: STACK SWITCH HOUSING TO HEATER, 1/4-28 THD SIZE, 13/32 IN. LG AN4 -3A (88044)		EA	6	*	*	*	*	*	*	*	*	61	22
P O	5310-582-5965	WASHER, LOCK: STACK SWITCH HOUSING TO HEATER, 1/4 IN. SCREW SIZE MS35338-44 (96906)		EA	20	*	*	*	*	*	*	*	*	61	23
P O	5310-176-8140	NUT, PLAIN, HEXAGON: STACK SWITCH HOUSING TO HEATER, 1/4-28 THD SIZE AN345-416 (88044)		EA	14	*	*	*	*	*	*	*	*	61	24
P O	5930-374-8108	SWITCH ASSEMBLY, STACK 03C60 (89513)		EA	1	2	2	4	2	2	4	48	24	61	25
P O	5305-053-1118	SCREW, MACHINE: COVER MTG. NO. 6-20 THD SIZE 0.375 IN. LG MS24621-5 (96906)		EA	2	*	*	*	*	*	*	*	*	61	26
X20		COVER. SWITCH 08C81 (89513)		EA	1									61	27
P O	5305-984-6221	SCREW, MACHINE: SWITCH MTG, NO. 6-32 THD SIZE, 1 IN. LG MS35206-234 (96906)		EA	2	*	*	*	*	*	*	*	*	61	28
P O	5325-263-6632	GROMMET, RUBBER: SWITCH COVER MS3589-6 (96906)		EA	1	2	3	5	2	3	5	60	50	61	29
X20		NUT, SHEET SPRING INSULATOR TO SWITCH AND SWITCH MTG 21811 (89513)		EA	1									61	30
X20		INSULATOR, SWITCH 19 69 (89513)		EA	1									61	31
P o	5930-853-7389	SWITCH, SENSITIVE M8805-1-014 (89513)		EA	1	2	2	4	2	2	4	48	24	61	32
X20		INSULATOR, SWITCH 07C80 (89513)		EA	1									61	33
X1		HOUSING, SWITCH PLUNGER 08058 (89513)		EA	1									61	34
P O	2540-345-0803	SPRING, HELICAL, COMPRESSION: SWITCH 03C64 (89513)		EA	1	*	2	2	*	2	2	16	12	61	35
X20		SEAT, HELICAL, COMPRESSION: SPRING 03C65 (89513)		EA	1									61	36

(1) SMR CODE	(2) FEDERAL STOCK NUMBER	(3) DESCRIPTION REF. NUMBER & MFR CODE	(4) USABLE ON CODE	(5) UNIT OF MEAS	QTY INC IN UNIT	(6) 30-DAY DS MAINT ALLOWANCE			(7) 30-DAY GS MAINT ALLOWANCE			(8) 1-YR ALW PER 100 EQUIP CNTGCT	(9) DEPOT MAINT ALW PER 100 EQUIP	(10) ILLUSTRATION	
						(a)	(b)	(c)	(a)	(b)	(c)			(a)	(b)
						1-20	21-50	51-100	1-20	21-50	51-100			FIG NO.	ITEM NO.
X20		BUSHING SLEEVE 04C04 (89513)		EA	1									61	37
P O	2540-019-7429	PUSH ROD, SWITCH 03C63 (89513)		EA	1	*	2	2	*	2	2	16	12	61	38
P O	2540-566-7795	RING, RETAINING: BIMETAL 04C03 (89513)		EA	1	*	2	2	*	2	2	16	12	61	39
P O	5305 -054-6668	SCREW, MACHINE BIMETAL NO. 8-32 THD SIZE, 3/8 IN. LG MS51957-43 (96906)		EA	2	*	*	*	*	*	*	*	*	61	40
P O	2990-751-8903	BIMETAL 03C62 (89513)		EA	1	*	2	2	*	2	2	16	12	61	41
P O	5310-271-4645	NUT, PLAIN, HEXAGON 832 BIMETAL, NO. 8-3 2 THD SIZE MS20341-8 (96906)		EA	2	*	*	*	*	*	*	*	*	61	42
P O	5310-167-0877	WASHER, LOCK: BIMETAL, 0.168 IN. ID, 0.336 IN. OD, 0.020 IN. THK AN936A8 (88044)		EA	2	*	*	*	*	*	*	*	*	61	43
X20		HOUSING STACK SWITCH 03C61 (89513)		EA	1									61	44
P O	5330-618-4151	GASKET, HEATER EXHAUST 523321 (10665)		EA	1	2	2	3	2	2	3	36	30	61	45
P O	4720-435-4309	EXHAUST ASSEMBLY FLEXIBLE: HEATER 358187 (07464)		EA	1	*	2	2	*	2	2	16	12	61	46
P O	5305-068-0502	SCREW, CAP, HEXAGON HEAD: EXHAUST GUARD MTG, 1/4-20 THD SIZE, 3/4 IN. LG MS90725-6 (96906)		EA	8	*	*	*	*	*	*	*	*	61	47
P O	5310-209-0786	WASHER, LOCK: EXHAUST GUARD MTG, 1/4 IN. SCREW SIZE MS35335-33 (96906)		EA	8	*	*	*	*	*	*	*	*	61	48
P O	5310-761-6882	NUT, PLAIN, HEXAGON: EXHAUST GUARD MTG 1/4-20 THD SIZE MS51967-2 (96906)		EA	8	*	*	*	*	*	*	*	*	61	49
X20		GUARD, EXHAUST COOLANT HEATER 559796 (07061)		EA	1									61	50
P20 R	4320-679-8181	PUMP, CENTRIFUGAL: COOLANT HEATER CIRCULATING PUMP 1220 (76122)		EA	1	*	*	*	*	*	*	5	*	62	1
X2F		SCREW, ASSEMBLED WASHER: COVER TO BODY 12204 (76122)		EA	8									62	2
X2F		WASHER LOCK: COVER TO BODY, 0.174 IN. ID, 0.375 IN. CD, 0.032 IN. THK 3407 (76122)		EA	8									62	3
X1		COVER, CENTRIFUGAL PUMP 3452A (76122)		EA	1									62	4
P F	6115-200-6258	GASKET: COVER 3409 (76122)		EA	1	2	3	7	2	3	7	80	50	62	5
P F	4210-391-3119	IMPELLER, PUMP, CENTRIFUGAL 3454 (76122)		EA	1	2	2	3	2	2	2	36	24	62	6
P F	3655-980-1639	BELLOWS, RUBBER 3453 (76122)		EA	1	2	2	3	2	2	3	32	24	62	7
P F	2540-211-6256	SEAL ASSEMBLY IMPELLER 3477 (761225)		EA	1	3	5	10	3	5	10	120	111	62	8
X2F		WASHER, PUMP SEAL 3442 (76122)		EA	1									62	9
X2F		SEAT, FLOATING 3461 (76122)		EA	1									62	10

(1) SMR CODE	(2) FEDERAL STOCK NUMBER	(3) DESCRIPTION REF. NUMBER & MFR CODE	(4) USABLE ON CODE	(5) UNIT OF MEAS	QTY INC IN UNIT	(6) 30-DAY DS MAINT ALLOWANCE			(7) 30-DAY GS MAINT ALLOWANCE			(8) 1-YR ALW PER 100 EQUIP CNTGCTY	(9) DEPOT MAINT ALW PER 100 EQUIP	(10) ILLUSTRATION	
						(a)	(b)	(c)	(a)	(b)	(c)			(a)	(b)
						1-20	21-50	51-100	1-20	21-50	51-100			FIG NO.	ITEM NO.
X20		PLUG PIPE: PUMP BODY 149 (76122)		EA	1									62	11
X2F		NUT, PLAIN, HEXAGON: BODY TO MOTOR, NO. 8-32 THD SIZE 3448 (76122)		EA	2									62	12
X2F		WASHER, LOCK: BODY TO MOTOR, NO. 8 SCREW SIZE 3087 (76122)		EA	4									62	13
X1		BODY, CENTRIFUGAL PUMP 3451 (76122)		EA	1									62	14
X2F		SLINGER DIRT AND LIQUID: SHAFT 3427 (76122)		EA	1									62	15
P F	6105-085-8963	MOTOR, DIRECT CURRENT 3422-28LRT4-100 (76122)		EA	1	2	2	2	2	2	2	24	20	62	16
X20		FLANGE, PIPE: PUMP TO HEATER INLET 3463G (76122)		EA	1									63	1
P O	3655-581-1334	GASKET, FLANGE 523476 (10665)		EA	2	6	13	25	6	13	25	300	250	63	2
P O	5305-269-3213	SCREW, CAP, HEXAGON HEAD: INLET AND OUTLET COUPLING MTG, 3/8-16 THD SIZE, 1 1/1 IN. LG MS90725-62 (96906)		EA	4									63	3
P O	5310-637-9541	WASHER, LOCK: INLET AND OUTLET COUPLING MTG, 3/8 IN. SCREW SIZE MS35338-46 (96906)		EA	6									63	4
P O	5310-778-2813	NUT, PLAIN, HEXAGON: INLET AND OUTLET COUPLING MTG, 3/8-16 THD SIZE MS51967-7 (96906)		EA	*	*	*	*	*	*	*	*	*	63	5
PO	5305-269-3211	SCREW, CAP, HEXAGON HEAD: INLET COUPLING, 3/8-16 THD SIZE, 1 IN. LG MS90725-60 (96906)		EA	2									63	6
X20		PLATE, PUMP ADAPTER 559472 (07464)		EA	1									63	7
X20		GASKET: HEATER OUTLET COUPLING 523476 (07464)		EA	1									63	8
X20		COUPLING, FLANGED: HEATER OUTLET 558909 (07464)		EA	1									63	9
X20		WIRING HARNESS COOLANT HEATER 559801 (07464)		EA	1									63	10
X20		BRACKET, WIRING HARNESS 559787 (07464)		EA	2									63	11
PO	5325-276-6091	GROMMET RUBBER: HARNESS BRACKET MS35489-19 (96906)		EA	1	2	2	3	2	2	3	36	30	63	12
P O	5305-723-9385	SETSCREW: VALVE HANDLE, 1/1-20 THD SIZE, 3/8(IN. LG MS51963-65 (96906)		EA	4	*	*	*	*	*	*	*	*	63	13
X20		HANDLE, VALVE 55969 (0716)		EA	2									63	14
P O	4730-974-9277	ELBOW, PIPE TO TUBE: COOLANT HEATER MANIFOLD, 90 DEG, 1 5/16-16 UN ON FIRST END, 1 IN. NPTF ON SECOND END MS39202-18 (96906)		EA	2	*	*	*	*	*	*	*	*	63	15
P O	4730-995-6951	SLEEVE, CLINCH: TUBE FITTING MS39212-10 (96906)		EA	1	*	*	*	*	*	*	*	*	63	16
X20		NUT, TUBE COUPLING MS39210-10 (96906)		EA	1									63	17

(1) SMR CODE	(2) FEDERAL STOCK NUMBER	(3) DESCRIPTION REF. NUMBER & MFR CODE	(4) USABLE ON CODE	(5) UNIT OF MEAS	(6) 30-DAY DS MAINT ALLOWANCE	(7) 30-DAY GS MAINT ALLOWANCE	(8) 1-YR ALW PER 100 EQUIP CNTGCTY	(9) DEPOT MAINT ALW PER 100 EQUIP	(10) ILLUSTRATION							
									(a)	(b)	(c)	(a)	(b)	(c)	(a)	(b)
									1-20	21-50	51-100	1-20	21-50	51-100	FIG NO.	ITEM NO.
X20		TUBE, COPPER COOLANT HEATER MANIFOLD TO EXPANSION TANK, 1 IN. OD, 0.035 IN. WALL THK, 30 IN. LG 5607 (00764)		FT						63	18					
X20		TUBE, COIPPER : COOLANT HEATER TO COMPARTMENT HEATER INLET 1 IN. OD, 0.035 IN. WALL THK, 46 IN. LG 5607 (0746%)		FT						63	19					
X20		NIPPLE, PIPE: COOLANT HEATER MANIFOLD, 1 IN. STD CLOSE NIPPLE, 1 1/2 IN. LG 54054(07464)		EA	3					63	20					
X20		TEE, PIPE: COOLANT HEATER MANIFOLD, 1 IN. STD TEE 539586 (07461)		EA	4					63	21					
P O	4730-278_4774	ELBOW, PIPE: COOLANT HEATER MANIFOLD, 90 DEG, 1 IN. NPT 539115 (07464)		EA	2	*	*	*	*	*	63	22				
X20		NIPPLE, PIPE: COOLANT HEATER MANIFOLD, 1 IN. STD PIPE, 3 3/8 IN. LG 5401 50 (007464)		EA	2					63	23					
P O	4730-277-8753	ADAPTER, STRAIGHT, PIPE TO TUBE: COOLANT HEATER MANIFOLD, 1 IN. STD MALE MS39206-18 (96906)		EA	2	63	24				
X20		NUT, TUBE COUPLING -S39210-10 (96906)		EA	1					63	25					
X20		SLEEVE, CLINCH: TUBE FITTING MS39212-10 (96906)		EA	1					63	26					
X20		TUBE, COPPER: COOLANT HEATER MANIFOLD TO PRESSURE VESSEL FRONT OUTLET, 1 IN. CD, 0.035 IN. WALL THK, 37 IN. LG 5607 (07464)		FT						63	27					
X20		UNION, TUBE: COOLANT HEATER MANIFOLD TUBING MS39201 -11 (96906)		EA	2					63	28					
X20		SLEEVE, CLINCH: TUBE FITTING MS39212-10 (96906)		EA	2					63	29					
X20		NUT, TUBE COUPLING MS39210-10 (96906)		EA	2					63	30					
X20		TUBE, COPPER COOLANT HEATER MANIFOLD TO COMPARTMENT HEATER OUTLET, 1 IN. OD, 0.035 IN. WALL THK 90 IN. LG 5607 (07164)		FT						63	31					
X20		NIPPLE, PIPE: COOLANT HEATER MANIFOLD, 1 IN. STD PIPE, 2 IN. LG 54055 (07464)		EA	1					63	32					
P O	4820-287-4268	COCK, DRAIN: COOLANT HEATER MANIFOLD, 1/4 IN. EA9005 (14959)		EA	2	2	2	3	2	2	3	36	24	63	33	
X20		BUSHING, PIPE: COOLANT HEATER MANIFOLD, 1 X 1/1 IN. 539351 (07164)		EA	1						63	34				
X20		NIPPLE, PIPE: COOLANT HEATER MANIFOLD, 1 IN. STD NIPPLE, 6 1/2 IN. LG 54055 (07464)		EA	1						63	35				

(1) SMR CODE	(2) FEDERAL STOCK NUMBER	(3) DESCRIPTION REF. NUMBER & MFR CODE	(4) USABLE ON CODE	(5) UNIT OF MEAS	QTY INC IN UNIT	(6) 30-DAY DS MAINT ALLOWANCE			(7) 30-DAY GS MAINT ALLOWANCE			(8) 1-YR ALW PER 100 EQUIP CNTGCT	(9) DEPOT MAINT ALW PER 100 EQUIP	(10) ILLUSTRATION	
						(a)	(b)	(c)	(a)	(b)	(c)			(a)	(b)
						1-20	21-50	51-100	1-20	21-50	51-100			FIG NO.	ITEM NO.
X20		NIPPLE, PIPE: COOLANT HEATER MANIFOLD, 1 IN. STD PIPE, 5/16 IN. LG 0150 (07464)		EA	1									63	36
P O	4730-676-7718	ELBOW, PIPE TO TUBE: COOLANT HEATER MANIFOLD, 90 DEG, 1 5/16-16 UN ON FIRST END, 1 IN. NPTF ON SECOND END MS39200-10 (96906)		EA	1	*	*	*	*	*	*	**		63	37
X20		NUT, TUBE COUPLING MS39210-10 (96906)		EA	1									63	38
X20		SLEEVE, CLINCH: TUBE FITTING MS39212-10 (96906)		EA	1									63	39
x20		TUBE, COPPER: COOLANT HEATER MANIFOLD TO PRESSURE VESSEL REAR OUTLET, 1 IN. OD, 0.035 IN. WALL THK 32 IN. LG 5607 (0746)		FT										63	40
PO	4820-595-4151	COCK, PLUG: 3 WAY EA2323 (14959)		EA	2	2	2	2	2	2	2	24	17	63	41
PO	5305-958-5246	SCREW, MACHINE: SWITCH TO BRACKET, 1/4-20 THD SIZE, 3/4 IN. LG MS35190-289 (96906)		EA	2	*	*	*	*	*	*	*	*	63	42
PO	5310-209-0786	WASHER, LOCK: SWITCH TO BRACKET, 1/4 IN. SCREW SIZE MS35335-33 (96906)		EA	2	*	*	*	*	*	*	*	*	63	3
P O	5930-552-0161	SWITCH, LEVER: COOLANT HEATER MANIFOLD LIMIT SWITCH OPAR (91929)		EA	1	*	2	2	*	2	2	16	12	63	4
P O	5310-407-9566	WASHER, LOCK: BRACKET TO PIPE NIPPLE, 5/16 IN. SCREW SIZE MS35338-45 (96906)		EA	*	*	*	*	*	*	*	*	*	63	45
P O	5310-761-6882	NUT, PLAIN, HEXAGON : SWITCH TO BRACKET, 1/)-20 THD SIZE MS51967-2 (96906)		EA	2	*	*	*	*	*	*	*	*	63	46
P O	5310-761-1681	NUT, PLAIN, HEXAGON: BRACKET TO PIPE NIPPLE, 5/16-18 THD SIZE MS51967-4 (96906)		EA	4	*	*	*	*	*	*	*	*	63	47
X20		BRACKET, BY-PASS SWITCH : SWITCH MOUNTING 559753 (07464)		EA	1									63	48
X20		BOLT, Us BRACKET TO PIPE NIPPLE, 5/16-18 THD SIZE 605324 (07464)		EA	2									63	49
X20		NIPPLE, PIPE: COOLANT HEATER MANIFOLD, 1 IN. STD NIPPLE, 12 IN. LG 540289 (07464)		EA	1									63	50
P O	4730-254-2744	ELBOW, PIPE: COOLANT HEATER MANIFOLD, 90 DEG, 1 IN. NPT ON MALE AND FEMALE ENDS 539373A (07464)		EA	1	*	*	*	*	*	*	*	*	63	51
X20		NIPPLE, PIPE : COOLANT HEATER MANIFOLD, 1 IN. STD PIPE, 2 IN. LG 540150 (07464)		EA	1									63	52
P O	5306-225-8503	SCREW, CAP, HEXAGON HEAD: EXPANSION TANK BRACKET MTG, 5/16-18 THD SIZE, 1 3/4 IN. LG MS90725-39 (96906)		EA	4	*	*	*	*	*	*	*	*	64	1
P O	5310-407-9566	WASHER, LOCK: EXPANSION TANK BRACKET MTG, 5/16 IN. SCREW SIZE MS35338-45 (96906)		EA	4	*	*	*	*	*	*	*	*	64	2

(1) SMR CODE	(2) FEDERAL STOCK NUMBER	(3) DESCRIPTION REF. NUMBER & MFR CODE	(4) USABLE ON CODE	(5) UNIT OF MEAS	QTY INC IN UNIT	(6) 30-DAY DS MAINT ALLOWANCE			(7) 30-DAY GS MAINT ALLOWANCE			(8) 1-YR ALW PER 100 EQUIP CNTGCT	(9) DEPOT MAINT ALW PER 100 EQUIP	(10) ILLUSTRATION	
						(a)	(b)	(c)	(a)	(b)	(c)			(a)	(b)
						1-20	21-50	51-100	1-20	21-50	51-100			FIG NO.	ITEM NO.
P O	5310-761-1681	NUT, PLAIN, HEXAGON EXPANSION TANK BRACKET MTG, 5/1-18 THD SIZE MS51967-4 (96906)		EA	4	*	*	*	*	*	*	*		64	3
X20		BRACKET MOUNTING EXPANSION TANK 55949 (07464)		EA	2									64	4
P O	3655-977-2519	INDICATOR, SIGHT: LIQUID 628 (14959)		EA	1	1	2	2	*	2	2	12	10	64	5
X20		UNION, PIPE: SIGHT INDICATOR TO TANK PIPING 539570 (07116)		EA	2									64	6
X20		NIPPLE, PIPE: SIGHT INDICATOR TO TANK PIPING, 1/2 IN. STD PIPE, 2 1/2 IN. LG 540224 (07464)		EA	2									64	7
X20		ELBOW, PIPE: SIGHT INDICATOR TO EXPANSION TANK PIPING, 1/2 IN. 539365 (07461)		EA	2									64	8
X20		NIPPLE, PIPE: SIGHT INDICATOR TO EXPANSION TANK PIPING, 1/2 IN. STD PIPE, 2 IN. LG 502240 (07464)		EA	2									64	9
X20		PLUG, PIPE: EXPANSION TANK 539157 (07461)		EA	1									61	10
X20		CAP, PIPE: EXPANSION TANK DRAIN, 1 IN. 1 IN. 53955 (07464)		EA	1									64	11
X20		NIPPLE, PIPE: EXPANSION TANK DRAIN, 1 IN. STD PIPE, 8 IN. LG 510348 (07464)		EA	1									64	12
P O	4730-974-9277	ELBOW, PIPE TO TUBE: EXPANSION TANK TO COOLANT HEATER MANIFOLD, 90 DEG, 1 5/16-16 UN ON FIRST END, 1 IN. NPTF ON SECOND END M39202-18 (96906)		EA	1	*	*	*	*	*	*	*	*	64	13
X20		NUT, TUBE COUPLING MS39210-10 (96906)		EA	1									64	14
X20		SLEEVE, CLINCH: TUBE FITTING MS33212-10 (96906)		EA	1									64	15
X20		TEE, PIPE: EXPANSION TANK DRAIN 539586 (07464)		EA	1									64	16
X20		NIPPLE, PIPE: EXPANSION TANK DRAIN, 1 IN. STD PIPE, 1 1/2 IN. LG 54054 (07464)		EA	1									64	17
X20		TANK EXPANSION: COOLANT HEATER 559473 (07464)		EA	1									64	18
P O	2990-977-2596	CAP, TANK 2302J008 (78252)		EA	1	2	2	2	2	2	2	24	16	64	19
X20		COVER, PROTECTIVE: POWER CABLE A31-3-982 (90129)		EA	1									65	1
P O	6150-435-2322	CABLE, POWER: ELECTRICAL x8702-17 (90129)		EA	1	*	2	2	*	2	2	16	12	65	2
P O	4720-653-5717	HOSE ASSEMBLY, RUBBER: 1 1/2 IN. DIA, 50 FT LG 126163 (10665)		EA	1	*	2	2	*	2	2	20	16	65	3
X20		NIPPLE, PIPE 51045 (07464)		EA	1									65	4
X20		REDUCER PIPE 53918 (07464)		EA	1									65	5
P O	3655-653-5713	HOSE ASSEMBLY, RUBBER: 1 IN. DIA, 50 FT LG 126153 (10665)		EA	1	*	2	2	*	2	2	20	16	65	6

(1) SMR CODE	(2) FEDERAL STOCK NUMBER	(3) DESCRIPTION REF. NUMBER & MFR CODE	(4) USABLE ON CODE	(5) UNIT OF MEAS	QTY INC IN UNIT	(6) 30-DAY DS MAINT ALLOWANCE			(7) 30-DAY GS MAINT ALLOWANCE			(8) 1-YR ALW PER 100 EQUIP CNTGCTY	(9) DEPOT MAINT ALW PER 100 EQUIP	(10) ILLUSTRATION	
						(a)	(b)	(c)	(a)	(b)	(c)			(a)	(b)
						1-20	21-50	51-100	1-20	21-50	51-100			FIG NO.	ITEM NO.
X20		NIPPLE, PIPE 50029 (06764)		EA	1									65	7
X20		REDUCER PIPE 539194 (07464)		EA	1									65	8
P O	3655-084-0464,	HOSE ASSEMBLY, CYLINDER FILL 126200 (07464)		EA	2	3	5	10	3	5	10	120	100	65	9
P O	4720-177-5820	HOSE, RUBBER 1/ IN. DIA, 6 FT LG 126169 (07464)		FT		3	5	10	3	5	10	120	100	65	10
X20		NIPPLE, HOSE INLET 33-11A (06023)		EA	2									65	11
x20		NUT HOSE COUPLING 938-4 (06023)		EA	2									65	12
x20		TEE, PIPE 539215 (07464)		EA	1									65	13
X20		NIPPLE, PIPE 540204 (07464)		EA	1									65	14
PO	3655- 989-2960	VALVE, GLOBE 16115 (07464)		EA	1	REF	REF	REF	REF	REF	REF		REF	65	15
x20		TOOL BOX PORTABLE 752189 (07464)		EA	1									65	16
x20		NUT, PLAIN, WING: CYLINDER SCALE TOP HOLDER, /8-16 THD SIZE 60759 (07464)		EA	2									65	17
X20		HOLDER, TOP: CYLINDER SCALE 559650 (07641)		EA	1									65	18
P20	6670-084-0530	SCALE, DIAL INDICATING 1178S (91692)		EA	1	*	*	*	*	*	*	5	*	65	19
PO	5975-369-9710	GROUND ROD ASSEMBLY 3598 (07464)		EA	1	*	2	2	*	2	2	12	8	65	20
x20		CONNECTOR, WIRE TERMINAL: GROUND WIRE CONNECTING 3598-7 (076-4)		EA	1									65	21
X20		WIRE, COPPER, STRANDED: GROUND WIRE, NO. 6 AWG, 6 FT LG 3598-6 (07464)		FT										65	22
x20		CLAMP GROUND: WIRE TO ROD CONNECTING 35985 (07416)		EA	1									65	23
x20		ROD, GROUND: TIPPED 3598-1 (07464)		EA	1									65	24
X20		SCREW CAP, HEXAGON HEAD: GROUND ROD HEAD 3598-4 (07464)		EA	1									65	25
x20		COUPLING, BRASS: GROUND ROD CONNECTING 3598-3 (07464)		EA	3									65	26
X20		ROD, GROUND 3598-2 (07164)		EA	2									65	27
P O	6830-292-0147	CYLINDER FREON BBF1421TYPE12 (81348)		EA	1	*	2	2	*	2	2	20	16	65	28
P O	5305-269-3219	SCREW, CAP, HEXAGON HEAD: FIRE EXTINGUISHER AND FREON CYLINDER BRACKET MTG, 3/8-16 THD SIZE, 1 IN. LG MS90725-69 (96906)		EA	8	*	*	*	*	*	*	*	*	65	29
P O	5310-637-9541	WASHER, LOCK : FIRE EXTINGUISHER AND FREON CYLINDER MTG 3/8 IN. SCREW SIZE MS35338-46 (96906)		EA	8	*	*	*	*	*	*	*	*	65	30
P O	5310-778-2813	NUT, PLAIN, HEXAGON: FIRE EXTINGUISHER AND FREON CYLINDER BRACKET MTG, 3/816 THD SIZE MS51967-7 (96906)		EA	13	*	*	*	*	*	*	*	*	65	31
X20		BRACKET, MOUNTING: FIRE EXTINGUISHER AND FREON CYLINDER 74555 (01317)		EA	2									65	32

(1) SMR CODE	(2) FEDERAL STOCK NUMBER	(3) DESCRIPTION REF. NUMBER & MFR CODE	(4) USABLE ON CODE	(5) UNIT OF MEAS	QTY INC IN UNIT	(6) 30-DAY DS MAINT ALLOWANCE			(7) 30-DAY GS MAINT ALLOWANCE			(8) 1-YR ALW PER 100 EQUIP CNTGCTY	(9) DEPOT MAINT ALW PER 100 EQUIP	(10) ILLUSTRATION	
						(a)	(b)	(c)	(a)	(b)	(c)			(a)	(b)
						1-20	21-50	51-100	1-20	21-50	51-100			FIG NO.	ITEM NO.
X20		GROUP 16 - STOP LIGHTS, TAILLIGHTS, CLEARANCE LIGHTS AND REFLECTORS SCREW, MACHINE: REFLECTOR MTG 606274 (07,64)		EA	24									66	1
P O	5310-582-5965	WASHER, LOCK: REFLECTOR MTG, 1/4 IN. SCREW SIZE MS35338-44 (96906)		EA	28	*	*	*	*	*	*	*	*	66	2
P O		REFLECTOR, INDICATING, CLEARANCE: AMBER MS35387-2 (96906)		EA	6	2	3	7	2	3	7	80	60	66	3
P O	9905-205-2795	REFLECTOR, INDICATING, CLEARANCE: RED MS35387-1 (96906)		EA	6	2	3	7	2	3	7	80	60	66	3
P O	6220-726-1916	LIGHT, MARKER, CLEARANCE: RED MS351123-2 (96906) (SAME AS LIGHT, FSN 6220-577-3435, EXCEPT WHERE INDIVIDUAL COMPONENTS ARE ANNOTATED)		EA	7	2	4	8	2	4	8	95	80	66	4
P O	6220-727-3288	LIGHT, MARKER, CLEARANCE: RED MS35424-2 (96906) (SAME AS LIGHT, FSN 6220-577-3435, EXCEPT WHERE INDIVIDUAL COMPONENTS ARE ANNOTATED)		EA	4	2	2	4	2	2	4	52	48	66	4
P O	6220-577-3434	LIGHT MARKER, CLEARANCE: AMBER M35423-1 (96906) (SAME AS LIGHT, FSN 6220-577-3435 EXCEPT WHERE INDIVIDUAL COMPONENTS ARE ANNOTATED)		EA	7	2	4	8	2	4	8	95	80	66	4
P O	6220-577-3435	LIGHT, MARKER, CLEARANCE: BLACKOUT MS35424-1 (96906)		EA	4	2	2	4	2	2	4	52	48	66	4
PO	5305-701-5071	SCREW, MACHINE: DOOR MTG NO. 10-24 THD SIZE, 3/8 IN. LG MS35249-68 (96906)		EA	44	*	*	*	*	*	*	*	*	66	5
X1		DOOR, LENS 7526516 (73331)		EA	22									66	6
P O	6220-299-7426	LENS, CLEARANCE, MARKER LIGHT MS35421-2 (96906) (USED ON LIGHT, FSN 6220-726-1916, ONLY)		EA	7	2	4	8	2	4	8	95	80	66	7
P O	6220-752-5993	LENS, CLEARANCE, MARKER LIGHT MS35420-2 (96906) (USED ON LIGHT, FSN 6220-727-3288, ONLY)		EA	1	2	2	4	2	2	1	52	48	66	7
P O	6220-299-7425	LENS, CLEARANCE, MARKER LIGHT MS35421-1 (96906) (USED ON LIGHT, FSN 6220-577-3 34, ONLY)		EA	1	2	4	8	2	4	8	95	80	66	7
P O	6220-729-9296	LENS, CLEARANCE, MARKER LIGHT MS35420-1- (96906) (USED ON LIGHT FSN 6220-577-3435, ONLY)		EA	1	2	2	4	2	2	4	52	48	66	7
X1		NUT, SHEET, SPRING: LENS TO DOOR 7526796 (73331)		EA	44									66	8
P O	6240-710-2742	LAMP, INCANDESCENT MS15570-1251 (96906)		EA	22	9	19	38	9	19	38	450	350	66	9
X1		SCREW, MACHINE: LIGHT GROUNDING 422839 (73331)		EA	22									66	10
P O	5310-045-5205	WASHER, FLAT: GROUNDING SCREW, NO. 5-NO SCREW SIZE MS15795-906 (96906)		EA	22	*	*	*	*	*	*	*	*	66	11

(1) SMR CODE	(2) FEDERAL STOCK NUMBER	(3) DESCRIPTION REF. NUMBER & MFR CODE	(4) USABLE ON CODE	(5) UNIT OF MEAS	QTY INC IN UNIT	(6) 30-DAY DS MAINT ALLOWANCE			(7) 30-DAY GS MAINT ALLOWANCE			(8) 1-YR ALW PER 100 EQUIP CNTGCT	(9) DEPOT MAINT ALW PER 100 EQUIP	(10) ILLUSTRATION	
						(a)	(b)	(c)	(a)	(b)	(c)			(a)	(b)
						1-20	21-50	51-100	1-20	21-50	51-100			FIG NO.	ITEM NO.
X1		SOCKET, LAMP 7526508 (73331)		EA	22									66	12
X20		SCREW, TAPPING, THREAD FORMING: CLEARANCE LIGHT MTG MS24638-3N (96906)		EA	88									66	13
X1		PLATE: LIGHT MTG 7526515 (73331)		EA	22									66	1
X20		GASKET: LIGHT MTG 7526509 (73331)		EA	22									66	15
P O	5305-269-3211	SCREW, CAP, HEXAGON HEAD: BRACKET MTG, 3/8-16 THD SIZE, 1 IN. LG MS90725-60 (96906)		EA	4	*	*	*	*	*	*	*	*	67	1
X20		BRACKET, MOUNTING: STOP LIGHT, TAILLIGHT 291 (72635)		EA	2									67	2
P O	5310-999-7643	WASHER, LOCK: BRACKET MTG, 3/8 IN. SCREW SIZE MS122034 (96906)		EA	4	*	*	*	*	*	*	*	*	67	3
P O	5310-778-2813	NUT PLAIN, HEXAGON: BRACKET MTG, 3/8-16 THD SIZE MS51967-7 (96906)		EA	*	*	*	*	*	*	*	*	*	67	4
P O	5310-012-0614	NUT, PLAIN, HEXAGON: STOP LIGHT TO BRACKET, NO. 10-2 THD SIZE MS35650-102 (96906)		EA	6	*	*	*	*	*	*	*	*	67	5
P O	5310-045-3296	WASHER, LOCK: STOP LIGHT TO BRACKET, NO. 10 SCREW SIZE MS35338-3 (96906)		EA	6	*	*	*	*	*	*	*	*	67	6
P O	5305-989-7434	SCREW, MACHINE: STOP LIGHT TO BRACKET, NO. 10-32 THD SIZE, 1/2 IN. LG 35207-263 (96906)		EA	10	*	*	*	*	*	*	*	*	67	7
P O	6220-929-8612	STOP LIGHT, TAILLIGHT, VEHICULAR 290-2 (72635)		EA	2	2	2	2	2	2	2	24	16	67	8
P O	6220-759-0533	LENS, STOP LIGHT, TAILLIGHT 150A (72635)		EA	1	2	2	2	2	2	2	24	16	67	j
P O	6240-877-3405	LAMP, INCANDESCENT: STOP LIGHT, TAILLIGHT 1662 (21455)		EA	2	2	3	5	2	3	5	60	No	67	10
P O	5310-012-0611	NUT, PLAIN, HEXAGON BRACKET MTG, 10-32 THD SIZE MS35650-102 (96906)		EA	4	*	*	*	*	*	*	*	*	68	1
P O	5310-043-2226	WASHER, LOCK BRACKET MTG, NO. 10 SCREW SIZE MS35338-3 (96906)		EA	4	*	*	*	*	*	*	*	*	68	2
X20		BRACKET, TAILLIGHT 559706 (07464)		EA	2									68	3
P O	5305-989-7434	SCREW, MACHINE: BRACKET MTG, NO. 10-32 THD SIZE, 1/2 IN. LG MS35207-263 (96906)		EA	4	*	*	*	*	*	*	*	*	68	1
P O	6220-337-6171	STOP LIGHT, TAILLIGHT, VEHICULAR: BLACKOUT MS51330-1 (96906)		EA	2	2	2	2	2	2	2	24	16	68	5
X20		SCREW, CAP, HEXAGON HEAD: BLACKOUT TAILLIGHT MTG, 3/8-16 THD SIZE 3/4 IN. LG MS35291-58 (96906)		EA	2									68	6
P O	5310-999-7643	WASHER, LOCK: BLACKOUT TAILLIGHT MTG, 3/8 IN. SCREW SIZE S122031 (96906)		EA	2	*	*	*	*	*	*	*	*	68	7

(1) SMR CODE	(2) FEDERAL STOCK NUMBER	(3) DESCRIPTION REF. NUMBER & MFR CODE	(4) USABLE ON CODE	(5) UNIT OF MEAS	QTY INC IN UNIT	(6) 30-DAY DS MAINT ALLOWANCE			(7) 30-DAY GS MAINT ALLOWANCE			(8) 1-YR ALW PER 100 EQUIP CNTGCT	(9) DEPOT MAINT ALW PER 100 EQUIP	(10) ILLUSTRATION	
						(a)	(b)	(c)	(a)	(b)	(c)			(a)	(b)
						1-20	21-50	51-100	1-20	21-50	51-100			FIG NO.	ITEM NO.
X1		SCREW, MACHINE: DOOR MTG 7320661 (19207)		EA	6									68	8
X1		RING, RETAINING: DOOR SCREW 5936190 (73331)		EA	6									68	9
X1		DOOR ASSEMBLY: BLACKOUT TAILLIGHT 526018 (73331)		EA	1									68	10
X1		GASKET DOOR MTG 7320658 (73331)		EA	1									68	11
P O	6240-710-2742	LAMP, INCANDESCENT: BLACKOUT TAILLIGHT MS15570-1251 (96906)		EA	2	REF	REF	REF	REF	REF	REF		REF	68	12
X1		BODY, TAILLIGHT 7525997 (73331)		EA	1									68	13
X20		GROUP 17 - LANDING JACK ASSEMBLY, FENDERS, CHOCK BLOCK AND LADDER BOOT, LANDING JACK BRACE 559573 (07464)		EA	2									69	1
P O	5305-984-6193	SCREW, MACHINE: LANDING JACK BRACE BOOT FIG, NO. 8-32 THD SIZE 1/2 IN. LG MS35206-245 (96906)		EA	8	*	*	*	*	*	*	*	*	69	2
P O	5310-045-3299	WASHER, LOCK: LANDING JACK BRACE BOOT TG, NO. 8 SCREW SIZE MS35338-42 (96906)		EA	8	*	*	*	*	*	*	*	*	69	3
P O	5310-012-0622	NUT, PLAIN, HEXAGON: LANDING JACK BRACE BOOT MTG, NO. 8-32 THD SIZE MS35649-82 (96906)		EA	8	*	*	*	*	*	*	*	*	69	4
X20		FRAME, BOOT: LANDING JACK BRACE 559575 (07464)		EA	2									69	5
P20 S	2590-421-1517	LANDING JACK ASSEMBLY 559559 (07464)		EA	1	*	*	*	*	*	*	5	*	69	6
P O	2590-421-1519	CRANK, HAND: LANDING JACK J2279 (80837)		EA	1	*	2	2	*	2	2	12	8	69	7
X20		SCREW, CAP, HEXAGON HEAD: BACK BRACE TO LEG, 5/8-18 THD SIZE, 3 3/4 IN. LG 606133J6 (T6/4)		EA	2									69	8
P O	5310-820-6653	WASHER, LOCK: BACK BRACE AND BRACKET MTG, 5/8 IN. SCREW SIZE MS35338-50 (96906)		EA	18	*	*	*	*	*	*	*	*	69	9
X20		NUT, PLAIN, HEXAGON: BACK BRACE TO BRACKET AND LEG, 5/8-18 THD SIZE 60775 (07464)		EA	4									69	10
X20		SCREW, CAP, HEXAGON HEAD: BACK BRACE TO BRACKET, 5/8-18 THD SIZE, 1 3/4 IN. LG 605133B1 (07464)		EA	2									69	11
X20		BACK BRACE: LEG SUPPORT 559513 (07464)		EA	2									69	12
P O	5305-725-4183	SCREW, CAP, HEXAGON HEAD: LEG AND CROSS BRACE MTG, 1/2-20 THD SIZE, 1 1/2 IN. LG 1590726-113 (96906)		EA	26	*	*	*	*	*	*	*	*	69	13

(1) SMR CODE	(2) FEDERAL STOCK NUMBER	(3) DESCRIPTION REF. NUMBER & MFR CODE	(4) USABLE ON CODE	(5) UNIT OF MEAS	QTY INC IN UNIT	(6) 30-DAY DS MAINT ALLOWANCE			(7) 30-DAY GS MAINT ALLOWANCE			(8) 1-YR ALW PER 100 EQUIP CNTGCT	(9) DEPOT MAINT ALW PER 100 EQUIP	(10) ILLUSTRATION	
						(a)	(b)	(c)	(a)	(b)	(c)			(a)	(b)
						1-20	21-50	51-100	1-20	21-50	51-100			FIG NO.	ITEM NO.
P O	5310-584-5272	WASHER, LOCK LEG AN CROSS BRACE MTG 1/2 IN. SCREW SIZE MS535338-48 (96906)		EA	26	*	*	*	*	*	*	*		69	14
P O	5310-655-9371	NUT, PLAIN, HEXAGON: LEG AND CROSS BRACE KT, 1/2-2 THD SIZE MS51968-13 (96906)		EA	26	*	*	*	*	*	*	*	*	69	15
X20		CROSS BRACE: LEG SUPPORT 559512 (07464)		EA	1									69	16
X20		BRACKET, MOUNTING LANDING JACK 559499 (07464)		EA	2									69	17
X20		SHAFT, CONNECTING: LEFT TO RIGHT LANDING LEG A46799 (07464)		EA	4									69	18
P O	5310-777-6325	NUT PLAIN, HEXAGON: BRACE MTG, 5/8-18 THD SIZE MS51972-7 (96906)		EA	12	*	*	*	*	*	*	*	*	69	19
x20		STUD, , PLAIN: BRACE MTG 559757 (07464)		EA	12									69	20
X20		BRACKET, BRACE 559515 (07464)		EA	2									69	21
X20		HOLDER, CRANK: LANDING JACK J122B (80837)		EA	2									69	22
P O	2590-421-1518	LEG ASSEMBLY, TRAILER SUPPORT RH R 1568SC (80837)		EA	1	*	*	2	*	*	2	8	6	70	1
P O	5305-071-1778	SCREW, CAP, HEXAGON HEAD FOOT TO SUPPORT LEG, 1/2-13 THD SIZE, 1 1/2 IN. LG MS90725-125 (96906)		EA	1	*	*	*	*	*	*	*	*	70	2
X20		PIN, HOLLOW FOOT TO SUPPORT LEG, 9/16 IN. JD, 1 1/4 IN. OD, 3 5/8 IN. LG 7365938 (00000)		EA	1									70	3
P O	2590-030-6943	FOOT: TRAILER SUPPORT 8376586 (19207)		EA	1	*	*	2	*	*	2	80	6	70	4
P O	5310-809-3079	WASHER, FLAT FOOT TO SUPPORT LEG, 1/2 IN. SCREW SIZE MS27183-19 (96906)		EA	2	.	.	*	.	.	.	*	*	7	5
P O	5310-225-6993	NUT, SELF-LOCKING, HEXAGON FOOT TO SUPPORT LEG, 1/2-13 TIM SIZE MS51922-33 (96906)		EA	1	*	*	*	.	*	*	*	*	70	6
P O	5305-269-3215	SCREW, CAP, HEXAGON HEAD: CRANK COUPLING, 3/8-16 THD SIZE, 1 3/4 IN. LG MS90725-65 (96906)		EA	2	*	*	*	*	*	*	*	*	70	7
X20		WASHER, FLAT: COUPLING, 3/8 IN. SCREW SIZE 1751A1 (80837)		EA	1									70	8
X20		NUT, SELF-LOCKING, HEXAGON CRANK COUPLING, 3/8-16 THD SIZE 1402A1 (80837)		EA	2									70	9
X20		COUPLING CRANK, 1 IN. STD PIPE 2 5/8 IN. LG 7014984(19207)		EA	1									70	10

(1) SMR CODE	(2) FEDERAL STOCK NUMBER	(3) DESCRIPTION REF. NUMBER & MFR CODE	(4) USABLE ON CODE	(5) UNIT OF MEAS	QTY INC IN UNIT	(6) 30-DAY DS MAINT ALLOWANCE			(7) 30-DAY GS MAINT ALLOWANCE			(8) 1-YR ALW PER 100 EQUIP CNTGCT	(9) DEPOT MAINT ALW PER 100 EQUIP	(10) ILLUSTRATION	
						(a)	(b)	(c)	(a)	(b)	(c)			(a)	(b)
						1-20	21-50	51-100	1-20	21-50	51-100			FIG NO.	ITEM NO.
PO	5305-267-8955	SCREW, CAP, HEXAGON HEAD: CRANK BRACKET MTG, 1/2-20 THD SIZE 1 1/1 IN. LG MS90727-11 (96906)		EA	3	*	*	*	*	*	*	*	*	70	11
P O	5310-012-0239	WASHER, LOCK CRANK BRACKET MTG 1/2 IN. SCREW SIZE MS35338-8 (96906)		EA	3	*	*	*	*	*	*	*	*	70	12
X20		BRACKET, CRANK 108W85 (19207)		EA	1									70	13
P O	5340-510-8828	SPRING, GIB J3288 (80837)		EA	1	2	2	3	2	2	3	32	2	70	1
P O	4730-678-6872	PLUG, GIB 8379625- (19207)		EA	1	*	2	2	*	2	2	16	12	70	15
P O	2590-510-8829	GIB 8376585 (19207)		EA	1	*	2	2	*	2	2	16	12	70	16
P O	5305-680-9197	SCREW, MACHINE: GEAR BOX COVER, MTG, 1/4-20 THD SIZE, 3/4 IN. LG 593599 (19207)		EA	. *	*	*	*	*	*	*	*	*	70	17
PO	2530-893-4100	COVER, GEAR BOX 7974887 (19207)		EA	1	*	2	2	*	2	2	16	12	70	18
P O	2530-513-9933	GASKET, COVER: GEAR BOX 7974885 (19207)		EA	1	2	2	3	2	2	3	30	24	70	19
P F	5315-823-3735	PIN, SPRING: SPUR GEAR TO CRANKSHAFT, 1/1 IN. DIA, 1 1/4 IN. LG MS16555-49 (96906)		EA	1	*	*	*	*	*	*	*	*	70	20
P F	2530-562-0487	GEAR. SPUR 8376610 (19207)		EA	1	*	2	2	*	2	2	16	12	70	21
X2F		PIN, SPRING BEVEL GEAR TO SHAFT, 3/8 IN. DIA, 1 3/8 IN. LG 1453A0 (80837)		EA	1									70	22
P F	2530-562-0488	GEAR SPUR 8376611 (19207)		EA	1	*	2	2	*	2	2	16	12	70	23
P F	2530-701-4980	GEAR, BEVEL 8376574 (19207)		EA	1	2	2	2	2	2	2	2%	16	70	24
X2F		WASHER, FLAT BEVEL GEAR RETAINING 8376583 (00000)		EA	1									70	25
P F	253-670-5333	CRANKSHAFT 8735W3 (19207)		EA	1	*	2	2	.	2	2	16	12	70	26
X2F		PIN, SPRING: SHAFT RETAINING 1453A40 (80837)		EA	1									70	27
P F	5315-616-5530	KEY, WOODRUFF: BEVEL GEAR SHAFT, 0.865 IN. CIRCLE DIA, 0.25 IN. THK MS35756-15 (96906)		EA	1	*	*	.	*	70	28
P F	2530-445-5360	SHAFT, BEVEL GEAR 8376591 (19207)		EA	1	*	2	2	*	2	2	16	12	70	29
P F	5310-815-4129	NUT, SELF-LOCKING, HEXAGON BEVEL GEAR, NO. 1-1J THD SIZE MS21083C16 (96906)		EA	1	*	.	.	*	*	*	*	*	70	30
P F	2520-319-6011	GEAR, BEVEL 8379855 (19207)		EA	1	2	2	2	2	2	2	23	16	70	31
P F	3110-100-6004	BEARING ASSEMBLY 703127 (19207)		EA	1	2	2	3	2	2	3	30	24	70	32
X1		CONE AND ROLLERS, TAPERED ROLLER BEARING 14125A (60038)		EA	1									70	33

(1) SMR CODE	(2) FEDERAL STOCK NUMBER	(3) DESCRIPTION REF. NUMBER & MFR CODE	(4) USABLE ON CODE	(5) UNIT OF MEAS	QTY INC IN UNIT	(6) 30-DAY DS MAINT ALLOWANCE			(7) 30-DAY GS MAINT ALLOWANCE			(8) 1-YR ALW PER 100 EQUIP CNTGCT	(9) DEPOT MAINT ALW PER 100 EQUIP	(10) ILLUSTRATION	
						(a)	(b)	(c)	(a)	(b)	(c)			(a)	(b)
						1-20	21-50	51-100	1-20	21-50	51-100			FIG NO.	ITEM NO.
1X		CUP, TAPERED, ROLLER BEARING 14274, (60038)		EA	1									70	31
P F	2530-679-5658	SPRING, HELICAL COMPRESSION: BEARING TENSION 8376590 (19207)		EA	1	*	2	2	*	2	2	16	12	70	35
P F	3110-995-3855	BALL, BEARING MS19059-15 (96906)		EA	1	2	2	2	2	2	2	24	16	70	36
P O	4730-050-4208	FITTING, LUBRICATION: FRAME BRACKET, 1/8 IN. NPTF MS15003-1 (96906)		EA	2	*	*	*	*	*	*	*	*	70	37
X2F		BRACKET ASSEMBLY, FRAME 7341500 (19207)		EA	1									70	38
P F	3110-117-0759	BEARING, ROLLER, THRUST JACK SCREW MS17169-12 (96906)		EA	1	2	2	3	2	2	3	30	24	70	39
P F	5315-515-0495	KEY, MACHINE: JACK SCREW, 1/4 x 1/4 IN., 13/16 IN. LG 8376593 (19207)		EA	1	*	*	*	*	*	*	*	*	70	40
P F	2530-670-5334	SCREW, JACK: LANDING GEAR 704577 (19207)		EA	1	2	2	2	2	2	2	24	16	70	41
P F	5315-316-1063	PIN, STRAIGHT HEADLESS: NUT RETAINING, o.625 IN. DIA, 1.0313 IN. LG 8376596 (0000)		EA	2	*	*	*	*	*	*	*	*	70	42
X2F		NUT PLAIN, HEXAGON: JACK SCREW TO SUPPORT LEG 8376595 (00000)		EA	1									70	43
X1		LEG TRAILER SUPPORT J3269-3 (80837)		EA	1									70	44
P O	2530-670-5336	LEG ASSEMBLY, TRAILER SUPPORT: LH L1550SC (80837)		EA	1	*	*	2	*	*	2	8	6	71	1
P O	5305-971-1778	SCREW, CAP, HEXAGON HEAD: FOOT TO SUPPORT LEG, 1/2-13 THD SIZE. 12 IN. LG MS90725-125 (96906)		EA	1	*	*	*	*	*	*	*	*	71	2
X20		PIN, HOLLOW: FOOT TO SUPPORT LEG, 9/16 IN. ID, 1 1/4 IN. OD 3 5/8 IN. LG 7365938 (00000)		EA	1									71	3
P O	2590-030-1693	FOOT: TRAILER SUPPORT 8376586 (00000)		EA	1	REF	REF	REF	REF	REF	REF		REF	71	4
P O	5310-809-3079	WASHER, FLAT: FOOT TO SUPPORT LEG 1/2 IN. SCREW SIZE MS27183-19 (96906)		EA	2	*	*	*	*	*	*	*	*	71	5
P O	5310-225-6993	NUT, SELF-LOCKING, HEXAGON FOOT TO SUPPORT LEG, 1/2-13 THD SIZE MS51922-33 (96906)		EA	1	*	*	*	*	*	*	*	*	71	6
P O	5305-269-3215	SCREW, CAP, HEXAGON HEAD: CRANKSHAFT TO DRIVE SHAFT, 3/8-16 THD SIZE 1 3/4 IN. Lg. MS90725-65 (96906)		EA	1	*	*	*	*	*	*	*	*	71	7
P O	5310-050-3275	NUT SELF-LOCKING: CRANKSHAFT TO DRIVESHAFT, 3/8-16 THD SIZE 503275 (19207)		EA	1	*	*	*	*	*	*	*	*	71	8
P O	5340-510-8828	SPRING GIB J3288 (80837)		EA	1	REF	REF	REF	REF	REF	REF		REF	71	9
P O	4730-678-6872	PLUG GIB 837925 (19207)		EA	1	REF	REF	REF	REF	REF	REF		REF	71	10

(1) SMR CODE	(2) FEDERAL STOCK NUMBER	(3) DESCRIPTION REF. NUMBER & MFR CODE	(4) USABLE ON CODE	(5) UNIT OF MEAS	QTY INC IN UNIT	(6) 30-DAY DS MAINT ALLOWANCE			(7) 30-DAY GS MAINT ALLOWANCE			(8) 1-YR ALW PER 100 EQUIP CNTGCT	(9) DEPOT MAINT ALW PER 100 EQUIP	(10) ILLUSTRATION	
						(a)	(b)	(c)	(a)	(b)	(c)			(a)	(b)
						1-20	21-50	51-100	1-20	21-50	51-100			FIG NO.	ITEM NO.
P O	2590-510-8829	GIB 8376585 (19207)		EA	1	REF	REF	REF	REF	REF	REF		REF	71	11
P O	4730-172-0010	FITTING, LUBRICATION: GEAR COVER, 1/4 IN. UNF MS15002-1 (96906)		EA	1	*	*	*	*	*	*	*	*	71	12
P O	5305-689-9197	SCREW, MACHINE GEAR COVER, 1/1.20 THK SIZE, 3/1 IN. LG 593599 (19207)		EA	2	*	*	*	*	*	*	*	*	71	13
P O	1440-689-6180	COVER BEVEL GEAR 7974886 (00000)		EA	1	*	2	2	*	2	2	16	12	71	14
P O	2530-513-9932	GASKET, GEAR COVER J393G (80837)		EA	1	2	2	3	2	2	3	30	21	71	15
P F	5315-823-8735	PIN, SPRING: SHAFT, 1/4 IN. DIA, 1 1/4 IN. LG MS1655 -49 (96906)		EA	1	*	*	*	*	*	*	*	*	71	16
P F	5315-616-5530	KEY, WOODRUFF SHAFT, 0.865 IN. CIRCLE DIA, 0.25 IN. THK M535756-15 (96906)		EA	1	*	*	*	*	*	*	*	*	71	17
X2F		SHAFT STRAIGHT 8376584 (00000)		EA	1									71	18
X2F		WASHER, FLAT BEVEL GEAR RETAINING 8376583 (00000)		EA	1									71	19
P F	2530-701-4980	GEAR, BEVEL 8376574 (19207)		EA	1	REF	REF	REF	REF	REF	REF		REF	71	20
P F	5310-815-4129	NUT, SELF-LOCKING, HEXAGON: BEVEL GEAR, NO. 1-11 THD SIZE MS21083-1614C (96906)		EA	1	*	*	*	*	*	*	*	*	71	21
P F	2520-319-6011	GEAR BEVEL 8379855 (19207)		EA	1	REF	REF	REF	REF	REF	REF		REF	71	22
P F	3110-100-6001	BEARING ASSEMBLY 703127 (19207)		EA	1	REF	REF	REF	REF	REF	REF		REF	71	23
X1		CONE AND ROLLERS, TAPERED ROLLER BEARING 14125 A (60038)		EA	1									71	24
X1		CUP, TAPERED, ROLLER BEARING 14271 (60038)		EA	1									71	25
P O	4730-050-4208	FITTING, LUBRICATION: FRAME, 1/8 IN. NPTF M5150031 (96906)		EA	2	*	*	*	*	*	*	*	*	71	26
X2F		BRACKET ASSEMBLY FRAME J1123-2LG (80837)		EA	1									71	27
P F	3110-117-0759	BEARING, ROLLER, THRUST MS17169-12 (96906)		EA	1	REF	REF	REF	REF	REF	REF		REF	71	28
P F	5315-515-0495	KEY, MACHINE: JACK CREW, IN. LG 8376593 (19207)		EA	1	*	*	*	*	*	*	*	*	71	29
P F	2530-670-5334	SCREW, JACK: LANDING GEAR 704577M (19207)		EA	1	REF	REF	REF	REF	REF	REF		REF	71	30
P F	5315-316-1063	PIN, STRAIGHT, HEADLESS: NUT RETAINER, 0.625 IN. DIA, 1.0313 IN. LG 8376596 (19207)		EA	2	*	*	*	*	*	*	*	*	71	31
X2F		NUT, PLAIN, HEXAGON: JACK SCREW TO SUPPORT LEG 8376595 (00000)		EA	1									71	32

(1) SMR CODE	(2) FEDERAL STOCK NUMBER	(3) DESCRIPTION REF. NUMBER & MFR CODE	(4) USABLE ON CODE	(5) UNIT OF MEAS	QTY INC IN UNIT	(6) 30-DAY DS MAINT ALLOWANCE			(7) 30-DAY GS MAINT ALLOWANCE			(8) 1-YR ALW PER 100 EQUIP CNTGCT	(9) DEPOT MAINT ALW PER 100 EQUIP	(10) ILLUSTRATION	
						(a)	(b)	(c)	(a)	(b)	(c)			(a)	(b)
						1-20	21-50	51-100	1-20	21-50	51-100			FIG NO.	ITEM NO.
X1		LEG, TRAILER SUPPORT 731501 (00000)		EA	1									71	33
P O	5305-269-3218	SCREW, CAP, HEXAGON HEAD: SPLASH GUARD TO FENDER MTG, 3/8-16 THD SIZE. 2 1/2 IN. LG MS90725-68 (96906)		EA	*	*	*	*	*	*	*	*	*	72	1
P O	2540-921-5069	SPLASH GUARD MS51331-6 (96906)		EA	2	2	3	5	2	3	5	60	48	72	2
P O	5310-637-9541	WASHER, LOCK: SPLASH GUARD TO FENDER MTG. 3/8 IN. SCREW SIZE MS35338--6 (96906)		EA	1	*	*	*	*	*	*	*	*	72	3
P O	5310-732-0558	NUT, PLAIN, HEXAGON: SPLASH GUARD TO FENDER MTG. 3/8-16 THD SIZE MS51967-8 (96906)		EA	4	*	*	*	*	*	*	*	*	72	4
X20		NUT, PLAIN, HEXAGON: CRADLE TO FENDER MTG 1/20 THD SIZE MS35690-402 (96906)		EA	12									72	5
PO	5310-582-5965	WASHER, LOCK: CRADLE TO FENDER MTG, 1/4 IN. SCREW SIZE MS35338-11 (96906)		EA	12	*	*	*	*	*	*	*	*	72	6
X20		BOLT U CRADLE TO FENDER MTG, 1/1 IN. 059335 (074A)		EA	6									72	7
X20		CRADLE, STORAGE: CHOCK BLOCK 559869 (07164)		EA	2									72	8
P O	2540-421-1521	CHOCK, WHEEL 3597 (07464)		EA	2	*	2	2	*	2	2	12	8	72	9
X20		BOLT, CARRIAGE: W/NUT, CHOCK BLOCK RETAINING 60597Y (07464)		EA	4									72	10
X1		CHOCK BLOCK 559867 (07464)		EA	6									72	11
X1		CHOCK BLOCK. CENTER 559868 (07464)		EA	1									72	12
P O	5310-809-4061	WASHER, FLAT CHOCK BLOCK RETAINING MS27183-15 (96906)		EA	1	*	*	*	*	*	*	*	*	72	13
X20		CHAIN CAPTIVE 559866 (07464)		EA	1									72	14
X20		HOOK, GRAB LADDER CHAIN 35T36 (39)28)		EA	2									72	15
X20		HOSE RUBBER CHAIN COVER, 1 IN. DIA 558409 (07464) (2 FT REQUIRED FOR EACH LADDER)		FT										72	16
X20		CHAIN, COIL: LOWER LADDER RETAINING 3591TBBB4FT (39428) (2 FT REQUIRED FOR EACH LADDER)		FT										72	17
P O	5306-225-8497	SCREW, CAP, HEXAGON HEAD: LADDER TO PLATFORM, 5/16-18 THD SIZE, 3/4 IN. LG MS90725-32 (96906)		EA	16	*	*	*	*	*	*	*	*	72	18
P O	5310-407-9566	WASHER, LOCK LADDER, EYE BOLT AND FENDER MTG, 5/16 IN. SCREW SIZE MS35338-45 (96906)		EA	48	*	*	*	*	*	*	*	*	72	19
P O	5310-761-1681	NUT, PLAIN, HEXAGON: LADDER, EYEBOLT AND FENDER MTG, 5/16.18 THD SIZE 8S51967- (96906)		EA	48	*	*	*	*	*	*	*	*	72	20

(1) SMR CODE	(2) FEDERAL STOCK NUMBER	(3) DESCRIPTION REF. NUMBER & MFR CODE	(4) USABLE ON CODE	(5) UNIT OF MEAS	(6) 30-DAY DS MAINT ALLOWANCE	(7) 30-DAY GS MAINT ALLOWANCE			(8) 1-YR ALW PER 100 EQUIP CNTGCT	(9) DEPOT MAINT ALW PER 100 EQUIP	(10) ILLUSTRATION				
						(a)	(b)	(c)			(a)	(b)	(c)	(a)	(b)
						1-20	21-50	51-100			1-20	21-50	51-100	FIG NO.	ITEM NO.
P 0	5306-225-8499	SCREW, CAP, HEXAON HEAD LADDER AND FENDER MT, 5/16-18 THD SIZE, 1 IN. LG Ms90725-34 (96906)		EA	22	*	*	*	*	*	*	72	21		
X20		BOLT, EYE: LADDER J3 (3928)		EA	4							72	22		
X20		LADDER, UPPR EXTENSION 559556 (07464)		EA	2							72	23		
X2F		FENDER, VEHHICULAR C46771 (07464)		EA	2							72	24		
		GROUP 18 - HOUSING COMPONENTS													
X20		SCREW, MACHINE: DOOR MTG, NO. 10-2 THD SIZE, ¼ IN. LG 606201 (0746)		EA	8	*	*	*	*	*	*	73	1		
P 0	5310-043-2226	WASHER, LOCK: DOOR MTG, NO. 10 SCREW SIZE MS35338.-24 (96906)		EA	8	*	*	*	*	*	*	73	2		
P 0	5310-042-6903	NUT, PLAIN, HEXAGON: DOOR MTG, NO. 10-32 THD SIZE MS35650-102 (96906)		EA	8	*	*	*	*	*	*	73	3		
X20		DOOR ASSEMBLY: CABINET 559582 (07464)		EA	2							73	4		
P O	5305-989-7435	SCREW, MACHINE: HANDLE TRUNNION MTG, NO. 10-32 THD SIZE 5/8 IN. LG MS35207-264 (96906)		EA	4	*	*	*	*	*	*	73	5		
X20		TRUNNION, HANDLE 558953F (07464)		EA	1							73	6		
X20		GASKET, HANDLE TRUNNION 523376 (07464)		EA	1							73	7		
X20		RING, RETAINING: SHAFT 5100-50 (79136)		EA	1							73	8		
P 0	5315-883-2961	PIN, STRAIGHT, HEADLESS: HANDLE TO SHAFT, 3/16 IN. DIA, 7/8 IN. LG MS9390-33 (96906)		EA	1	*	*	*	*	*	*	73	9		
X20		SHAFT, SRAIGHT: HANDLE 559584 (07464)		EA	1							73	10		
x20		HANDLE DOOR ARM 358281 (07464)		EA	1							73	11		
X20		SCREW, MACHINE: HANDLE GUIDE MTG NO. 10-32 THD SIZE, 1 1/4 IN. LG 606183K (07464)		EA	3							73	12		
P 0	5310-043-2226	WASHER, LOCK: LATCH MTG, NO. 10 SCREW SIZE MS35338-43 (96906)		EA	13	*	*	*	*	*	*	73	13		
X20		GUIDE, HANDLE 558955 (07464)		EA	1							73	14		
P 0	2510-672-4739	GASKET HANDLE GUIDE 523381 (10665)		EA	1	2	2	2	2	2	24	20	73	15	
P 0	5305-989-7434	SCREW, MACHINE: DOOR HOLDER MTG, NO. 10-32 TH SIZE, 1/2 IN. LG MS35207-263 (96906)		EA	4	*	*	*	*	*	*	73	16		
P 0	5340-456-2626	HOLDER DOOR: SWING 119 (50798)		EA	2	*	2	2	*	2	2	12	8	73	17

(1) SMR CODE	(2) FEDERAL STOCK NUMBER	(3) DESCRIPTION REF. NUMBER & MFR CODE	(4) USABLE ON CODE	(5) UNIT OF MEAS	(6) 30-DAY DS MAINT ALLOWANCE	(7) 30-DAY GS MAINT ALLOWANCE			(8) 1-YR ALW PER 100 EQUIP CNTGCT	(9) DEPOT MAINT ALW PER 100 EQUIP	(10) ILLUSTRATION				
						(a)	(b)	(c)			(a)	(b)	(c)	(a)	(b)
						1-20	21-50	51-100			1-20	21-50	51-100	FIG NO.	ITEM NO.
X20		PLATE, DOOR HOLDER 53331) (07464)	EA	2							73	18			
P 0	5310-042-6903	NUT, PLAIN, HEXAGON DOOR HOLDER MTG, NO. 10-32 THD SIZE MS35650-102 (96906)	EA	4	*	*	*	*	*	*	73	19			
X20		SCREW, MACHINE: LATCH MTG, NO. 10-32 TND SIZE, 3/4 IN. LG 6062001 00764)	EA	6							73	20			
P 0	5340-999-4129	LATCH, MORTISE 52 (27182)	EA	1	*	2	2	*	2	2	16	12	73	21	
P 0	5305-989-7434	SCREW, MACHINE: BELL COVER 14TG, NO. 10-32 THO SIZE, 1 1/2 IN. LG MS35207-263 (96906)	EA	11	*	*	*	*	*	*	*	74	1		
P 0	5310-045-3296	WASHER, LOCK: COVER AND BELL KTG, NO. 10 SCREW SIZE MS35338-43 (96906)	EA	13	*	*	*	*	*	*	*	74	2		
X20		COVER s ELECTRICAL BELL PROTECTION AND CLEARANCE LIGHT MTG 559728 (07464)	EA	1								74	3		
P 0	5305-993-1851	SCREW, MACHINE: COVER TO BELL, NO. 10-32 THD SIZE, 1 IN. LG MS35207-267 (96906)	EA	2	*	*	*	*	*	*	*	74	4		
P 0	6350-420-4297	BELL, ELECTRICAL ALARM 16-(80252)	EA	1	*	2	2	*	2	2	12	8	74	5	
X2F		WIRING HARNESS ALARM BELL 559803 (07464)	EA	1								74	6		
X20		HOOK, SNAP: SAFETY HASP RETAINING 3906T12 (39428)	EA	1								74	7		
P 0	5305-989-7434	SCREW, MACHINE: SAFETY HASP MTG, NO. 10-32 THD SIZE, 1/2 IN. LG MS35270-263 (96906)	EA	7	*	*	*	*	*	*	*	74	8		
X20		HASP, SAFETY: POWER COMPARTMENT DOORS DA122 (57068)	EA	1								74	9		
P 0	5305-988-1725	SCREW, MACHINE: DOOR HOLDER MTG, 1/20 THD SIZE, 3/ IN. LG MS35206-281 (96906)	EA	8	*	*	*	*	*	*	*	74	10		
P 0	5340-680-4468	HOLDER, DOOR R13756 (71)62)	EA	2	*	2	2	*	2	2	12	8	74	11	
P 0	5305-225-3839	SCREW, CAP, HEXAGON HEAD CONNECTOR MTG, 1/20 THD SIZE, 1 IN. LG S90725-8 (96906)	EA	*	*	*	*	*	*	*	*	74	12		
P20	5935-483-6258	CONNECTOR, POWER CABLE RECEPTACLE X8702-9 (90129)	EA	1	*	*	*	*	*	*	5	74	13		
X20		CABLE, ELECTRIC STARTER 559871 (0764)	EA	1								74	14		
P 0	5325-276-6089	GROMMET RUBBER MS35)89-16 (96906)	EA	1	3	6	13	3	6	13	150	100	74	15	
P F	5306-225-8504	SCREW, CAP, HEXAGON HEAD POWER COMPARATENT HOUSING MTG, 5/16-18 THD SIZE, 2 IN. LG MS90725-00 (96906)	EA	2	*	*	*	*	*	*	*	74	16		
P F	5310-407-9566	WASHER, LOCK(POWER COMPARTMENT HOUSING MTG 5/16 IN. SCREW SIZE MS35338-45 (96906)	EA	2	*	*	*	*	*	74	17				

(1) SMR CODE	(2) FEDERAL STOCK NUMBER	(3) DESCRIPTION USABLE ON CODE REF. NUMBER & MFR CODE	(4) UNIT OF MEAS	(5) QTY INC IN UNIT	(6) 30-DAY DS MAINT ALLOWANCE			(7) 30-DAY GS MAINT ALLOWANCE			(8) 1-YR ALW PER 100 EQUIP CNTGCTY	(9) DEPOT MAINT ALW PER 100 EQUIP	(10) ILLUSTRATION	
					(a)	(b)	(c)	(a)	(b)	(c)			(a)	(b)
					1-20	21-50	51-100	1-20	21-50	51-100			FIG NO.	ITEM NO.
P F	5305-269-3214	SCREW, CAP, HEXAGON HEAD: POWER COMPARTMENT HOUSING MTG 3/8-16 THD SIZE 1 1/2 IN. LQ MS90725-64 (96906)	EA	2	*	*	*	*	*	*	*	*	74	18
P F	5310-637-9541	WASHER, LOCK: POWER COMPARTMENT HOUSING MTG 3/8 IN. SCREW SIZE MS35338-46 (96906)	EA	2	*	*	*	.	*	*	*	*	74	19
X2F		WASHER, BEVEL: POWER COMPARTMENT HOUSING MTG 60853E (07464)	EA	2									74	20
X2F		HOUSING ASSEMBLY POWER COMPARTMENT 559631 (07464)	EA	1									74	21
X20		RIVET, CHERRY: INSTRUCTION PLATES MTG 60851R (07464)	EA	15									75	1
X20		HOLDER INSTRUCTION PLATES 559789 (07464)	EA	1									75	2
X20		HANGER, INSTRUCTION PLATE 559790 (07464)	EA	2									75	3
X20		HINGE, MOUNTING: INSTRUCTION PLATES 559791 (07464)	EA	1									75	4
X20		PLATE, INSTRUCTION: NORMAL CONVERSION CYCLE 559785 (07464)	EA	1									75	5
X20		PLATE, INSTRUCTION: REDUCED CONVERSION CYCLE 559786 (07464)	EA	1									75	5
X20		PLATE, INSTRUCTION: LIQUID TRANSFER FROM BOTH COMPARTMENTS 559778 (07464)	EA	1									75	5
X20		PLATE, INSTRUCTION: LIQUID TRANSFER, FILL 6 TON COMPARTMENT ONLY 559779 (07464)	EA	1									75	5
X20		PLATE, INSTRUCTION: LIQUID TRANSFER, FILL BOTH COMPARTMENTS 559780 (07464)	EA	1									75	5
X20		PLATE, INSTRUCTION: LIQUID TRANSFER, FROM 2 1/2 TON TO 6 TON COMPARTMENT 559781 (07464)	EA	1									75	5
X20		PLATE, INSTRUCTION: LIQUID TRANSFER THRU PUMP BY-PASSING, 2 1/2 TON AN 6 TON COMPARTMENTS 559782 (07464)	EA	1									75	5
X20		PLATE, INSTRUCTION: LIQUID TRANSFER, FROM TON COMPARTMENT TO EXTERNAL STORAGE OR USE 559783 (07464)	EA	1									75	5
X20		PLATE, INSTRUCTION LOW TEMPERATURE OPERATION 559784 (0746k)	EA	1									75	5
X20		PLATE INSTRUCTION CYLINDER FILLING 559576 (07464)	EA	1									75	5
X20		PLATE, INSTRUCTION: WIRING DIAGRAM D46878 (07464)	EA	1									75	6

(1) SMR CODE	(2) FEDERAL STOCK NUMBER	(3) DESCRIPTION REF. NUMBER & MFR CODE	(4) USABLE ON CODE	(5) UNIT OF MEAS	(6) 30-DAY DS MAINT ALLOWANCE	(7) 30-DAY GS MAINT ALLOWANCE			(8) 1-YR ALW PER 100 EQUIP CNTGCT	(9) DEPOT MAINT ALW PER 100 EQUIP	(10) ILLUSTRATION				
						(a)	(b)	(c)			(a)	(b)	(c)	(a)	(b)
						1-20	21-50	51-100			1-20	21-50	51-100	FIG NO.	ITEM NO.
X20		PLATE INSTRUCTION: CONT WIRIING DIAGRAM D46878Z (07464)	EA	1							75	7			
P 0	5305-989-7434	SCREW, MACHINE: DOOR MTG, NO. 10-32 THD SIZE, 1/2 IN. LG MS35207-263 (96906)	EA	12	*	*	*	*	*	*	*	75	8		
P 0	5310-043-2226	WASHER, LOCK: DOOR MTG, NO. 10 SCREW SIZE MS35338-43 (96906)	EA	12	*	*	*	*	*	*	*	75	9		
X20		DOOR ASSEMBLY, POWER COMPARTMENT: LEFT SIDE 559610 (07464)	EA	1							75	10			
P 0	5305-068-0501	SCREW, CAP, HEX HEAD: CONTROL TO BRACKET AND BRACKET MTG 1/4-20 THD SIZE, 5/8 IN. LG MS90725-5 (96906)	EA	4	*	*	*	*	*	*	*	75	11		
P 0	5310-582-5965	WASHER, LOCK: CONTROL TO BRACKET AND BRACKET MTG, 1/4 IN. SCREW SIZE MS35338-44 (96906)	EA	4	*	*	*	*	*	*	*	75	12		
X20		BRACKET, CONTROL: CONTROL TO DOOR MTG 559714 (07464)	EA	1							75	13			
P 0	2590-659-8262	CONTROL, SHUTTER C8363-1 (75418)	EA	1	*	2	2	*	2	2	12	8	75	14	
P 0	5310-761-6882	NUT, PLAIN, HEXAGON: CONTROL ROD TO SHUTTER CONTROL, 1/4-20 THD SIZE MS51967-2 (96906)	EA	2	*	*	*	*	*	*	*	75	15		
P 0	5315-839 5820	PIN, COTTER: CONTROL ROD TO SHUTTER, 1/16 IN. DIA, 3/4 IN. LG MS24665-134 (96906)	EA	1	*	*	*	*	*	*	*	75	16		
P 0	5310-809-3078	WASHER, FLAT: CONTROL ROD TO SHUTTER, 1/4 IN. SCREW SIZE MS27183-11 (96906)	EA	1	*	*	*	*	*	*	*	75	17		
X20		PIN, STRAIGHT, HEADED: CONTROL ROD TO SHUTTER 82752 (75418)	EA	1							75	18			
X20		ROD, CONTROL 559768 (07464)	EA	1							75	19			
X20		SCREW, MACHINE: SHUTTER MTG, NO. 10-32 THD SIZE, 5/8 IN. LG 606194 (07464)	EA	20							75	20			
P 0	5310-043-2226	WASHER, LOCK: SHUTTER MTG, NO. 10 CREW SIZE MS35338-43 (96906)	EA	20	*	*	*	*	*	*	*	75	21		
X20		SHUTTER ASSEMBLY, VENTILATOR M3307 (75418)	EA	1							75	22			
P 0	5305-9881725	SCREW, MACHINE: PHILLIPS HEAD, SOCKET MTG, 1/4-20 THD SIZE, 3/4 IN. LG MS35206-281 (96906)	EA	4	*	*	*	*	*	*	*	76	1		
P 0	3810 -877-4714	SOCKET, DOOR HOLDER R13755 (74462)	EA	2	*	2	2	*	2	2	12	8	76	2	
P 0	5305-543-5743	SCREW, MACHINE: DOOR HOLDER BRACKET MTG, NO. 10-32 THD SIZE, 1/4 IN. LG 606201 (07464)	EA	4	*	*	*	*	*	*	*	76	3		

(1) SMR CODE	(2) FEDERAL STOCK NUMBER	(3) DESCRIPTION REF. NUMBER & MFR CODE	(4) USABLE ON CODE	(5) UNIT OF MEAS	(6) 30-DAY DS MAINT ALLOWANCE	(7) 30-DAY GS MAINT ALLOWANCE			(8) 1-YR ALW PER 100 EQUIP CNTGCT	(9) DEPOT MAINT ALW PER 100 EQUIP	(10) ILLUSTRATION				
						(a)	(b)	(c)			(a)	(b)	(c)	(a)	(b)
						1-20	21-50	51-100			1-20	21-50	51-100	FIG NO.	ITEM NO.
P 0	5310-043-2226	WASHER, LOCK: DOOR HOLDER BRACKET MTG MS35338-24 (96906)	EA	4	*	*	*	*	*	*	*	76	4		
X20		DOOR HOLDER ASSEMBLY: LH 3594G1 (07464) (SAME AS DOOR HOLDER, P/N (07464) 3594G2 EXCEPT WHERE INDIVIDUAL COMPONENTS ARE ANNOTATED)	EA	1								76	5		
X20		DOOR HOLDER ASSEMBLY: RH 3592 (07464)	EA	1								76	5		
P 0	5315-839-5821	PIN, COTTER: ROD RETAINING, 1/8 IN. DIA, 3/4 IN. LG MS2466-351 (96906)	EA	2	*	*	*	*	*	*	*	76	6		
P 0	5310-087-7493	WASHER, FLAT: ROD RETAINING, 0.375 IN. ID, 0.875 IN OD, 0.064: IN. THK MS27183-13 (96906)	EA	2	*	*	*	*	*	*	*	76	7		
X20		SPRING, HELICAL, COMPRESSION: ROD TENSION 558859 (07464)	EA	2								76	8		
X20		BRACKET, MOUNTING: DOOR HOLDER A46338 (07464)	EA	2								76	9		
X20		ROD, DOOR HOLDER: LH B46387G1 (07464) (USED ON DOOR HOLDER, P/N (07464) 3594G1 ONLY)	EA	1								76	10		
X20		ROD, DOOR HOLDER: RH B463872 (07464) (USED ON DOOR HOLDER, P/N (07464) 3594G2 ONLY)	EA	1								76	10		
X20		DOOR ASSEMBLY, POWER COMPARTMENT: RIGHT SIDE 559609 (07464)	EA	1								76	11		
X20		SEAL, WINDOW MOULDING 760250 (92418)	EA	2								76	12		
X20		WINDOW, OBSERVATION: LAMINATED FLAT 559574 (07464)	EA	2								76	13		
X20		FILLER, WINDOW 757826 (92418)	EA	2								76	14		
X20		PIN, STRAIGHT, HEADLESS: DOOR HANDLE MS9390-33 (96906)	EA	1								76	15		
X20		HANDLE, DOOR 358292 (07464)	EA	1								76	16		
X20		SHAFT, STRAIGHT: LOCK AND HANDLE 558986 (07464)	EA	1								76	17		
X20		RING, RETAINING: DOOR HANDLE SHAFT 5100-50 (79136)	EA	1								76	18		
P 0	5305-989-7435	SCREW, MACHINE: TRUNNION MTG, NO. 10132 THD SIZE, 5/8 IN. LG MS35207-264 (96906)	EA	4	*	*	*	*	*	*	*	76	19		
X20		TRUNNION, DOOR HANDLE 558953F (07464)	EA	1								76	20		
X20		GASKET, TRUNNION 523376 (07464)	EA	1								76	21		

(1) SMR CODE	(2) FEDERAL STOCK NUMBER	(3) DESCRIPTION REF. NUMBER & MFR CODE	(4) USABLE ON CODE	(5) UNIT OF MEAS	(6) 30-DAY DS MAINT ALLOWANCE	(7) 30-DAY GS MAINT ALLOWANCE			(8) 1-YR ALW PER 100 EQUIP CNTGCT	(9) DEPOT MAINT ALW PER 100 EQUIP	(10) ILLUSTRATION				
						(a)	(b)	(c)			(a)	(b)	(c)	(a)	(b)
						1-20	21-50	51-100			1-20	21-50	51-100	FIG NO.	ITEM NO.
X20		SCREW, MACHINE: LOCK WTG NO. 10-32 THD SIZE, 3/4 IN. LC 606201 (07,64)		EA	4							76	22		
P 0	5310-043-2226	WASHER, LOCK: LOCK MTG, NO. 10 SCREW SIZE MS35338-3 (96906)		EA	4	*	*	*	*	*	*	76	23		
P 0	2540-421-1520	LOCK, RIM, DOOR 105 (27182)		EA	1	*	2	2	.	2	2	16	12	76	24
P 0	5300503-6750	SCREW, MACHINE: CONTROL TO BRACKET, NO. 10-32 THD SIZE, 3/8 IN. LG MS3522663 (96906)		EA	3	*	*	*	*	*	*	77	1		
P 0	5310-011-5545	WASHER, LOCK: CONTROL TO BRACKET, NO. 10 SCREW SIZE MS35333-5 (96906)		EA	3	*	*	*	*	*	*	77	2		
P 0	5310-010-3088	NUT, PLAIN, HEXAGON CONTROL TO BRACKET, NO. 10-32 THD SIZE		EA	3	*	*	*	*	*	*	77	3		
X20		CONTROL ASSMBLY, SHUTTER MANUAL C6074 (75418)		EA	1							77	4		
P 0	5305-98-1724	SCREW, MACHINE CONTROL BRACKET MTG 1/4-20 TH SIZE, 5/8 IN. LG MS35206-280 (96906)		EA	*	*	*	*	*	*	*	77	5		
P 0	531048-5965	WASHER, LOCK: CONTROL BRACKET MTG, 1/4 IN. SCREW SIZE MS35338-44 (969006)		EA	.	*	*	*	*	*	*	77	6		
X20		BRACKET: SHITER COTROL MTG 559766 (07464)		EA	1							77	7		
P 0	5305-993-1851	SCREW, MACHINE: SHUTTER MTG, NO. 10-32 THD SIZE 1 IN. LG MS35207-267 (96906)		EA	20	*	*	*	*	*	*	77	8		
P 0	5310-043-2226	WASHER, LOCK: SHUTTER MTG, NO. 10 SCREW SIZE MS35338-43 (96906)		EA	20	*	*	*	*	*	*	77	9		
X20		SHTTTER ASSEMBLY. REFRIGERATOR 559399 (07464)		EA								77	10		
P 0	5315-839-2325	PIN, COTTER: CONTROL ROD TO SHUTTER, 1/16 IN. DIA, 1/2 IN. LQ MS24665-132 (96906)		EA	1	*	*	*	*	.	.*	78	1		
P 0	5310-809-3078	WASHER, FLAT: CONTROL ROD TO SHUTTER, 1/4 IN. SCREW SIZE MS27183-11 (96906)		EA	2	*	*	*	*	*	*	78	2		
P 0	5310-761-6882	NUT, PLAIN, HEXAGON CONTROL ROD TO SHUTTER CONTROL, 1/4-20 THD SIZE MS51967-2 (96906)		EA	2	*	*	*	*	*	*	78	3		
P 0	3655-400-6997	ROD, CONTROL 559710 (07464)		EA	1	*	2	2	*	2	2	16	12	78	4
P 0	5305-068-0500	SCREW CAP, HEXAGON HEAD: CONTROL TO BRACKET AND BRACKET MTG, 1/4-20 THD SIZE, 1/2 IN. LG MS90725-3 (96906)		EA	4	*	*	*	*	*	*	78	5		
P 0	5310-582-5965	WASHER, LOCK: CONTROL TO BRACKET AND BRACKET MTG, 1/4 IN. SCREW SIZE MS35338= (96906)		EA	4	*	*	*	*	*	*	78	6		
P 0	2590-659-8262	8262 CONTROL, 3UITER C8363-1 (75418)		EA	1	REF	REF	REF	REF	REF	REF	REF	78	7	
X20		BRACKET, CONTROL 559714 (07464)		EA	1							78	8		

(1) SMR CODE	(2) FEDERAL STOCK NUMBER	(3) DESCRIPTION REF. NUMBER & MFR CODE	(4) USABLE ON CODE	(5) UNIT OF MEAS	(6) 30-DAY DS MAINT ALLOWANCE	(7) 30-DAY GS MAINT ALLOWANCE			(8) 1-YR ALW PER 100 EQUIP CNTGCT	(9) DEPOT MAINT ALW PER 100 EQUIP	(10) ILLUSTRATION				
						(a)	(b)	(c)			(a)	(b)	(c)	(a)	(b)
						1-20	21-50	51-100			1-20	21-50	51-100	FIG NO.	ITEM NO.
P 0	5305-993-1851	SCREW, MACHINE: SHUTTER MTG, NO. 10-32 THD SIZE. 1 IN. LG MS35207-267 (96906)	EA	12	*	*	*	*	*	*	*	78	9		
P 0	5310-043-2226	WASHER, LOCK: SHUTTER MTG, NO. 10 SCREW SIZE MS35338-43 (96906)	EA	12	*	*	*	*	*	*	*	78	10		
X20		SHUTTER ASSEMBLY, GAS ENGINE 559400 (07464)	EA	1								78	11		
X20		GROUP 19 - CHASSIS ASSEMBLY													
X20		HOOK, SNAP 3906T12 (39428)	EA	2								79	1		
P 0	5305-989-7434	SCREW, MACHINE: SAFETY HASP MTG, NO. 10-32 THD SIZE, 1/2 IN. LG 606191 (07464)	EA	9	*	*	*	*	*	*	*	79	2		
P 0	5310-043-2226	WASHER, LOCK: SAFETY HASP MTG, NO. 10 SCREW SIZE MS35338-24 (96906)	EA	9	*	*	*	*	*	*	*	79	3		
P 0	5310-042-6903	NUT, PLAIN, HEXAGON: SAFETY HASP MTG, NO. 10-32 THD SIZE MS3650-102 (96906)	EA	9	*	*	*	*	*	*	*	79	4		
X20		HASP, SAFETY DA122 (57068)	EA	2								79	5		
P 0	5325-291-9366	GROMMET, RUBBER 3/8 2281 (70485)	EA	6	2	4	8	2	4	8	90	75	79	6	
P 0	5325-276-6089	GROMMET, RUBBER: 5/16 MS35489-16 (96906)	EA	9	REF	REF	REF	REF	REF	REF		REF	79	7	
X20		TUBE, COPPER: FUEL TANK TO COOLANT HEATER, 5/16 IN. OD, 0.035 IN. WALL THK, 30 FT LG 5602 (07464)	FT	1								79	8		
P 0	5325-202-4005	GROMMET, RUBBER MS35489-110 (96906)	EA	2	2	2	3	2	2	3	30	2	79	9	
X20		ELBOW, TUBE: 90 DEG MS39207-10 (96906)	EA	2								79	10		
X20		NUT, TUBE COUPLING MS39210-10 (96906)	EA	2								79	11		
X20		SLEEVE, CLINCH: TUBE FITTING MS39212-10 (96906)	EA	2								79	12		
X20		UNION, TUBE MS39201-11 (96906)	EA	1								79	13		
X20		NUT, TUBE COUPLING MS39210-10 (96906)	EA	2								79	14		
X20		SLEEVE, CLINCH: TUBE FITTING MS39212-10 (96906)	EA	2								79	15		
X20		TUBE, COPPER: 1 IN. DIA, 0.035 IN. WALL THK, 14 FT. LG 5607 (0764)	EA	1								79	16		
X		CHASSIS ASSEMBLY 559571 (07464)	EA	1								79	17		
X20		NOSE BOX ASSEMBLY 558257 (07464)	EA	1								80	1		
P 0	5305-989-7434	SCREW, MACHINE: NOSE BOX COVER AND TERMINAL BLOCK WTG, NO. 10-.2 THD SIZE, 1/2 IN. LG MS35207-263 (96906)	EA	1	*	*	*	*	*	*	*	80	2		

(1) SMR CODE	(2) FEDERAL STOCK NUMBER	(3) DESCRIPTION REF. NUMBER & MFR CODE	(4) USABLE ON CODE	(5) UNIT OF MEAS	(6) 30-DAY DS MAINT ALLOWANCE	(7) 30-DAY GS MAINT ALLOWANCE			(8) 1-YR ALW PER 100 EQUIP CNTGCT	(9) DEPOT MAINT ALW PER 100 EQUIP	(10) ILLUSTRATION				
						(a)	(b)	(c)			(a)	(b)	(c)	(a)	(b)
						1-20	21-50	51-100			1-20	21-50	51-100	FIG NO.	ITEM NO.
P 0	5310-045-3296	WASHER, LOCK: NOSE BOX COVER AND TERMINAL BLOCK MTG, NO. 10 SCREW SIZE MS35338-43 (96906)	EA	14	*	*	*	*	*	*	*	80	3		
X20		COVER ASSEMBLY, NOSE BOX C4675 (07464)	EA	1								80	4		
X20		SCREW, MACHINE: RECEPTACLE MTG, 1/4 -20 THD SIZE, 5/8 IN. LG 606275 (07464)	EA	4								80	5		
X20		COVER, RECEPTACLE 773128 (00000)	EA	1								80	6		
P 0	5310-012-0380	WASHER, LOCK: RECEPTACLE MTG, 1/4 IN. SCREW SIZE MS35338-25 (96906)	EA	4	*	*	*	*	*	*	*	80	7		
P 0	5310-772-3887	NUT, PLAIN, HEXAGON: RECEPTACLE MTG, 1/2-20 THD SIZE MS51967-1 (96906)	EA	1	4	*	*	*	*	*	*	80	8		
X20		NUT, RETAINING: RECEPTACLE 7723309 (00000)	EA	1								80	9		
X20		GROMMET, RECEPTACLE 7722333 (18207)	EA	1								80	10		
X20		RECEPTACLE, ELECTRICAL 7525173 (18207)	EA	1								80	11		
X20		COVER, NOSE BOX 558258 (07464)	EA	1								80	12		
P 0	5330-420-1667	GASKET, COVER: NOSE BOX B46877 (07464)	EA	1	3	5	10	3	5	10	120	100	80	13	
P 0	5925-012-2431	TERMINAL BLOCK 51820 (07464)	EA	1	*	2	2	.	2	2	16	12	80	14	
X20		SCREW, MACHINE: CIRCUIT BREAKER MTG NO. 8-32 THD SIZE :3/ IN. LC 606121 (07 6E)	EA	6								80	15		
P 0	5310-045-3299	WASHER, LOCK: CIRCUIT BREAKER MTG, NO. 8 SCREW SIZE MS35338-12 (96906)	EA	6	*	*	*	*	*	*	*	*	80	16	
P 0	5925-026-4767	CIRCUIT BREAKER MS39062-1 (96906)	EA	3	*	2	2	*	2	2	16	12	80	17	
P 0	5310-012-0622	NUT, PLAIN, HEXAGON: CIRCUIT BREAKER MTG, NO. 8-32 THD SIZE MS35649-82 (96906)	EA	6	*	*	*	*	*	*	*	*	80	18	
X20		CONNECTOR, TUBE: HOSE COUPLINGC 1/4 X 3/8 IN. 20553 (06853)	EA	2									80	19	
X20		ELBOW, PIPE: HOSE COUPLING, 45 ODEG, 1/2 IN. 13789 (24617)	EA	2									80	20	
X20		CLAMPING STUD HOSE COUPLING 200598 (06853)	EA	2									80	21	
X20		ELBOW, PIPE: HOSE COUPLING, 1/4 IN. 11118 (24617)	EA	2									80	22	
X20		NOSE BOX C46876 (07464)	EA	1									80	23	

(1) SMR CODE	(2) FEDERAL STOCK NUMBER	(3) DESCRIPTION REF. NUMBER & MFR CODE	(4) USABLE ON CODE	(5) UNIT OF MEAS	(6) 30-DAY DS MAINT ALLOWANCE	(7) 30-DAY GS MAINT ALLOWANCE			(8) 1-YR ALW PER 100 EQUIP CNTGCT	(9) DEPOT MAINT ALW PER 100 EQUIP	(10) ILLUSTRATION				
						(a)	(b)	(c)			(a)	(b)	(c)	(a)	(b)
						1-20	21-50	51-100			1-20	21-50	51-100	FIG NO.	ITEM NO.
P 0	5315-013-7238	PIN, COTTER: BUMPER TO BRACKET, SCREW RETAINING, 5/32 IN. DIA, 1 3/4 IN. LG MS24665-425 (96906)	EA	2	*	*	*	*	*	*	81	1			
X20		SCREW, CAP, HEXAGON HEAD: BUMPER TO BRACKET 559494 (07464)	EA	2							81	2			
X20		SCREW, CAP, HEXAGON HEAD: BUMPER MTG, 1/2-12 THD SIZE, 1 1/2 IN. LG 605131V (07464)	EA	8							81	3			
P 0	5310-5845272	WASHER, LOCK: BUMPER MTG,; 1/2 IN. SCREW SIZE MS35338- (96906)	EA	8	*	*	*	*	*	*	81	4			
X20		NUT, PLAIN, HEXAGON: BUMPER MTG, 1/2-12 THD SIZE 6017108 (07464)	EA	8							81	5			
X20		BUMPER. VEHICULAR 559493 (07464)	EA	1							81	6			
X20		BRACKET, BUMPER 559495 (07464)	EA	2							81	7			
P20	2540-772-2050	PINTLE ASSEMBLY: TOWING 760 (74410)	EA	1	*	*	*	*	*	5	82	1			
X1		PINTLE HOOK ASSEMBLY 7760103 (19207)	EA	1							82	2			
P 0	5315-846-0126	PIN COTTER: NUT RETAINING, 1/4 IN. DIA, 3 IN. LG 137318 (19207)	EA	1	*	*	*	*	*	*	82	3			
X20		NUT, SLOTTED, HEXAGON: PINTLE RETAINING, 1 1/2-12 THD SIZE 125438 (19207)-	EA	1							82	4			
P 0	5315-298-1499	PIN, COTTER: LATCH BOLT NUT RETAINER, 1/8 IN. DIA, 2 IN. LG 205199 (19207)	EA	1	*	*	*	*	*	*	82	5			
X20		NUT, SLOTTED, HEXAGON: LATCH BOLT RETAINING, NO. 1-14 THD SIZE A5864 (19207)	EA	1							82	6			
X20		BOLT, INTERNALLY RELIEVED BODY: LATCH, NO. 1-14 THD SIZEE 3 3/4 IN. LG 8668096 (19207)	EA	1							82	7			
P 0	4730-050-4203	FITTING, LUBRICATION: LATCH BOLT AND PIN, 1/4 NF THD SIZE 504203 (19207)	EA	2	*	*	*	*	*	*	82	8			
X20		PIN, LATCH 774881 (19207)	EA	1							82	9			
X20		SPRING, HELICAL COMPRESSION: LATCH 7044253 (19207)	EA	1							82	10			
X20		LATCH, PINTLE LOCK 771880 (19207)	EA	1							82	11			
X20		LOCK, PINTLE 7049603 (19207)	EA	1							82	12			
P 0	5305-253-5626	SCREW, DRIVE: CHAIN TO PINTLE, NO. 10 THD SIZE, 1/2 IN. LG 220531 (19207)	EA	1	*	*	*	*	*	*	82	13			
X20		S-LINK: CHAIN ATTACHING 506882 (19207)	EA	1							82	14			

(1) SMR CODE	(2) FEDERAL STOCK NUMBER	(3) DESCRIPTION REF. NUMBER & MFR CODE	(4) USABLE ON CODE	(5) UNIT OF MEAS	(6) 30-DAY DS MAINT ALLOWANCE	(7) 30-DAY GS MAINT ALLOWANCE			(8) 1-YR ALW PER 100 EQUIP CNTGCT	(9) DEPOT MAINT ALW PER 100 EQUIP	(10) ILLUSTRATION				
						(a)	(b)	(c)			(a)	(b)	(c)	(a)	(b)
						1-20	21-50	51-100			1-20	21-50	51-100	FIG NO.	ITEM NO.
X20		CHAIN 42C5120-205 (19207)		EA	1							82	15		
P 0	5315-059-219	PIN, COTTER: LOCKING, 1/4 IN. DIA, 3 1/2 IN. LG 590219 (19207)		EA	1	*	*	*	*	*	*	82	16		
X20		PINTLE 7760104 (19207)		EA	1							82	17		
X20		SCREW, CAP, HEXAGON HEAD: PINTLE BRACKETS MTG, 3/4-16 THD SIZE, 3 IN. LG 223829 (19207)		EA	2							82	18		
X20		NUT, SAFETY: PINTLE BRACKETS MTG 50335 (19207)		EA	2							82	19		
P 0	5310-776-0105	WASHER, FLAT: PINTLE RETAINING, 1.218 IN. ID, 2.750 IN. OD, 0.359 IN. THK 7760105 (19207)		EA	1	*	*	*	*	*	*	82	20		
X20		BRACKET, OUTER: PINTLE 7722048 (19207)		EA	1							82	21		
X20		BRACKET, INNER: PINTLE 7722049 (19207)		EA	1							82	22		
P 0	4730-050-4203	FITTING, LUBRICATION: PINTLE BRACKETS, 1/4 NF THD SIZE 504203 (19207)		EA	2	*	*	*	*	*	*	82	23		
P 0	5305-054-1180	SCREW, MACHINE: FUEL TANK COVER PLATE MTG, NO. 10-32 THD SIZE, 3/4 IN. LG		EA	24	*	*	*	*	*	*	83	1		
P 0	5310-596-7691	WASHER, LOCK: EXTERNAL TOOTH, FUEL TANK COVER PLATE MTG, NO. 10 SCREW SIZE MS35335-32 (96906)		EA	24	*	*	*	*	*	*	83	2		
X20		PLATE COVER: FUEL TANK FD34828-8 (07464)		EA	1							83	3		
X20		ELBOW, PIPE TO TUBE: GAS ENGINE AND COOLANT HEATER FUEL LINES, 5/16 IN. 544577 (07464)		EA	3							83	4		
P 0	5310-012-0377	NUT, PLAIN, HEXAGON: FUEL TANK MTG, 3/8-16 THD SIZE MS35690-605 (96906)		EA	4	*	*	*	*	*	*	83	5		
P 0	5310-637-9541	WASHER, LOCK: FUEL TANK MTG, 3/8 IN. SCREW SIZE MS35338-46 (96906)		EA	*	*	*	*	*	*	*	83	6		
X20		CLAMP, FUEL TANK 559712 (07464)		EA	2							83	7		
X20		WEBBING, CANVAS: FUEL TANK BRACKET 54920F (07464)		EA	2							83	8		
X20		SCREW, MACHINE FUEL LEVEL TRANSMITTER MTG		EA	4							83	9		
X20		WASHER, LOCK: FUEL LEVEL TRANSMITTER MTG		EA	4							83	10		
X20		TRANSMITTER, LIQUID QUANTITY: FUEL TANK 581980 (10665)		EA	1							83	11		
X20		GASKET, MOUTING: FUEL LEVEL TRANSMITTER 581980G (10665)		EA	1							83	12		

(1) SMR CODE	(2) FEDERAL STOCK NUMBER	(3) DESCRIPTION REF. NUMBER & MFR CODE	(4) USABLE ON CODE	(5) UNIT OF MEAS	(6) 30-DAY DS MAINT ALLOWANCE	(7) 30-DAY GS MAINT ALLOWANCE			(8) 1-YR ALW PER 100 EQUIP CNTGCT	(9) DEPOT MAINT ALW PER 100 EQUIP	(10) ILLUSTRATION				
						(a)	(b)	(c)			(a)	(b)	(c)	(a)	(b)
						1-20	21-50	51-100			1-20	21-50	51-100	FIG NO.	ITEM NO.
X20		TANK FUEL, ENGINE C34781 (07464)		EA	1						83	13			
X20		PLUG, PIPE: FUEL DRAIN		EA	1						83	14			
P 0	2910-717-3792	CAP, FUEL TANK 2302J012 (78252)		EA	1	*	2	2	*	2	2	24	16	83	15
X20		GASKET: GAS CAP 1148 (78252)		EA	1									83	16
X20		RIVET: HOOK CLAMP MTG 60853K (07464)		EA	8									84	1
X20		CLAMP, HOOK TYPE: PLATFORM DOOR RETAINING 62973 (07464)		EA	4									84	2
X2F		PLATFORM, PRESSURE VESSEL 559561 (07464)		EA	1									84	3
X2F		WIRING HARNESS, CLEARANCE LIGHT 559806 (07464)		EA	1									84	4
P 0	5305-989-7434	SCREW, MACHINE: LIFTING EYE AND MANWAY COVERS MTG, NO. 10-32 THD SIZE 1/2 IN. LG MS35207-263 (96906)		EA	94	*	*	*	*	*	*	*	*	84	5
X20		COVER, LIFTING EYE 559567 (07064)		EA	4									84	6
P 0	1560-994-4309	EYEBOLT, RING: LIFTING AND TIEDOWN 4986564 (88042)		EA	4	2	2	2	2	2	2	24	20	84	7
X20		COVER, MANWAY 559568 (07464)		EA	1									84	8
X20		BLOCK, INSULATION: MANWAY PANELS 559812 (07464)		EA	2									84	9
P F	5310-764-6584	NUT, PLAIN, HEXAGON PRESSURE VESSEL TO FRAME, 7/8-14 THD SIZE MS51972-9 (96906)		EA	16	*	*	*	*	*	*	*	*	84	10
P F	5310-926-5871	WASHER, LOCK: PRESSURE VESSEL TO FRAME, 7/8 IN. SCREW SIZE MS35338-147 (96906)		EA	16	*	*	*	*	*	*	*	*	84	11
X2F		PLATE, MOUNTING: PRESSURE VESSEL TO FRAME 559435 (07464)		EA	4									84	12
X		PRESSURE VESSEL AND HOUSING 559490 (07464)		EA	1									84	13
X20		MANHEAD ASSEMBLY C696-1216 (13871)		EA	2									84	14
X20		NUT, PLAIN, HEXAGON C696-1216-4 (13871)		EA	2									84	15
X20		YOKE, MANHEAD C696-1216-2 (13871)		EA	2									84	16
P 0	5330-437-1255	GASKET, RUIBER: AIHEAD COVER C696-1216-5 (13871)		EA	1	5	10	20	5	10	20	240	200	84	17
XI		COVER, MANHEAD C696-1216-1 (13871)		EA	1									84	18
X20		BOLT, HEXAGON MANHEAD C696-1216-3 (13871)		EA	2									84	19
P 0	2610-262-8653	TIRE, PNEUMATIC MS35338-21 (96906)		EA	8	8	17	33	8	17	33	400	200	85	1

(1) SMR CODE	(2) FEDERAL STOCK NUMBER	(3) DESCRIPTION REF. NUMBER & MFR CODE	(4) USABLE ON CODE	(5) UNIT OF MEAS	(6) 30-DAY DS MAINT ALLOWANCE	(7) 30-DAY GS MAINT ALLOWANCE			(8) 1-YR ALW PER 100 EQUIP CNTGCT	(9) DEPOT MAINT ALW PER 100 EQUIP	(10) ILLUSTRATION				
						(a)	(b)	(c)			(a)	(b)	(c)	(a)	(b)
						1-20	21-50	51-100			1-20	21-50	51-100	FIG NO.	ITEM NO.
P 0	2610-051-9450	INNER TUBE, PNEUMATIC TIRE MS35392-15 (96906)		EA	8	8	17	33	8	17	33	400	200	85	2
P 0	2540-475-4783	FLAP, INNER TUBE: PNEUMATIC TIRE 2OR (22337)		EA	8	8	17	33	8	17	33	400	200	85	3
X20		WHEEL, PNEUMATIC TIRE 66580-3 (09386)		EA	8									85	4
P20	2530-421-1416	HUB ASSEMBLY: LH W5621ALH (54713) (SAME AS HUB ASSEMBLY, P/N W562-1ARH (54713) EXCEPT WHERE INDIVIDUAL COMPONENTS ARE ANNOTATED)		EA	1	*	*	*	*	*	*	3	3	85	5
P20	2530-421-1415	HUB ASSEMBLY: RH W562-1ARH (54713)		EA	1	*	*	*	*	*	*	*	3	85	5
X20		NUT, CONE SEAT, HEXAGON: RH OUTER WHEEL MTG 37891 (09386) (USED ON HUB ASSEMBLY, P/N W562-1ARH (54713) ONLY)		EA	10									85	6
X20		NUT, CONE SEAT, HEXAGON: LH OUTER WHEEL MTG, 37892 (09386) (USED ON- HUB ASSEMBLY, P/N W562-1ALH (54713) ONLY)		EA	10									85	6
X20		NUT, CAP: RH INNER WHEEL MTG 10708 (09386) (USED ON HUB ASSEMBLY, P/N W562-1ARH (51713) ONLY)		EA	10									85	7
X20		NUT, CAP: LH INNER WHEEL MTG, 10709 (09386) (USED ON HUB ASSEMBLY, P/N W562-1ALH (54713) ONLY)		EA	10									85	7
X20		SCREW, ASSEMBLED WASHER: HUB CAP MTG X9-169 (51713)		EA	6									85	8
X20		HUB CAP, WHEEL W563 (54713)		EA	1									85	9
P 0	5330-420-1668	GASKET, HUB CAP W564 (54713)		EA	1	12	25	50	12	25	50	600	400	85	10
P 0	3110-293-8997	CUP, TAPERED, ROLLER BEARING HM212011 (60038)		EA	1	2	2	3	2	2	3	40	20	85	11
X20		HUB, BODY W562-1 (54713)		EA	1									85	12
X20		BOLT, RIBBED NECK: WHEEL 59263 (09386) (USED ON HUB ASSEMBLY, P/N W562-1ARH (51713)		EA	10									85	13
X20		BOLT, RIBBED NECK: WHEEL MTG 59264 (09386) (USED ON HUB ASSEMBLY, P/N -W562-1ALH (54713) ONLY)		EA	10									85	13
P 0	3110-100-0335	CUP, TAPERED, ROLLER BEARING 653 (60038)		EA	1	2	2	3	2	2	3	40	20	85	14

(1) SMR CODE	(2) FEDERAL STOCK NUMBER	(3) DESCRIPTION REF. NUMBER & MFR CODE	(4) USABLE ON CODE	(5) UNIT OF MEAS	(6) 30-DAY DS MAINT ALLOWANCE	(7) 30-DAY GS MAINT ALLOWANCE			(8) 1-YR ALW PER 100 EQUIP CNTGCT	(9) DEPOT MAINT ALW PER 100 EQUIP	(10) ILLUSTRATION				
						(a)	(b)	(c)			(a)	(b)	(c)	(a)	(b)
						1-20	21-50	51-100			1-20	21-50	51-100	FIG NO.	ITEM NO.
P 0	3110-293-8998	CONE AND ROLLER, TAPERED ROLLER BEARING HM212049 (60038)		EA	2	2	2	3	2	2	3	40	20	85	15
P20	2530-887-5506	BRAKE DRUM B1827-1 (54713)		EA	2	*	*	*	*	*	*	*	5	85	16
P 0	3110-100-0670	CONE AND ROLLER, TAPERED ROLLER BEARING 663 (60038)		EA	2	2	2	3	2	2	3	40	20	85	17
P 0	5330-860-7881	SEAL PLAIN, ENCASED F1354 (54713)		EA	2	2	4	8	2	8	4	100	80	85	18
X2F		AXLE, VEHICULAR NON-DRIVING C27FOA1 (54713)		EA	2									86	1
X20		SLACK ADJUSTER, BRAKE B1121 (54713)		EA	2									86	2
X20		BRACKET ASSEMBLY, CAMSHAFT B2055A1 (54713)		EA	2									86	3
X20		BOLT, MACHINE: BRACKET TO AXLE X9-102 (54713)		EA	4									86	4
X20		NUT, PLAIN, HEXAGON: BRACKET TO AXLE, 1/4-20 THD SIZE X2-201 (54713)		EA	4									86	5
X20		SHELL, BRACKET B1652 (54713)		EA	1									86	6
P 0	2530-121-0385	PACKING, PREFOMED: BOSS SUPPORT 82029 (54713)		EA	2	3	5	10	3	5	10	120	100	86	7
X20		BOSS SUPPORT, CAMSHAFT B2028 154713)		EA	1									86	8
X20		FITTING, LUBRICATION: BOSS SUPPORT B1281 (54713)		EA	1									86	9
P 0	5305-225-3839	SCREW, CAP, HEXAGON HEAD: STATIC STRAP MTG, 1/4)-20 THD SIZE, 1 IN. LG MS900725-8 (969)		EA	1	*	*	*	*	*	*	*	*	86	10
P 0		STRAP, STATIC: 1 1/16 IN. WIDE, 3/16 IN. TH, 30 IN. LG 52 (24616)		EA	1	4	8	17	4	8	17	200	100	86	11
P 0	5310-582-5965	WASHER, LOCK: STATIC STRAP MTG, 1/4 IN. SCREW SIZE MS35338.44(96906)		EA	1	*	*	*	*	*	*	*	*	86	12
P 0	5310-761-6882	NUT, PLAIN, HEXAGON: STATIC STRAP 4TG, 1/1-20 THD SIZE MS51967-1 (96906)		EA	1	*	*	*	*	*	*	*	*	86	13
X20		NUT, PLAIN, HEXAGON: OUTER AXLE JA NUT F1530 (54713)		EA	2									86	14
X20		WASHER KEY: INNER JAM NUT F1531 (54713)		EA	2									86	15
X20		NUT, SPINDLE: INNER AXLE JAM NUT F1529 (54713)		EA	2									86	16
X2F		SHAFT, AXLE R87871-5-1 (54713)		EA	1									86	17

(1) SMR CODE	(2) FEDERAL STOCK NUMBER	(3) DESCRIPTION REF. NUMBER & MFR CODE	(4) USABLE ON CODE	(5) UNIT OF MEAS	(6) 30-DAY DS MAINT ALLOWANCE	(7) 30-DAY GS MAINT ALLOWANCE			(8) 1-YR ALW PER 100 EQUIP CNTGCT	(9) DEPOT MAINT ALW PER 100 EQUIP	(10) ILLUSTRATION				
						(a)	(b)	(c)			(a)	(b)	(c)	(a)	(b)
						1-20	21-50	51-100			1-20	21-50	51-100	FIG NO.	ITEM NO.
X20		BRAKE SHOE TYPE LH B1787-1 (54713) (SAME AS BRAKE SHOE, P/N B1787-2 (54713) EXCEPT WHERE INDIVIDUAL COMPONENTS ARE ANNOTATED)	EA	1							87	1			
X20		BRAKE SHOE TYPE RH B1787-2 (54713)	EA	1							87	1			
X20		SPRING, HELICAL, EXTENSION: BRAKE SHOE B1486 (54713)	EA	2							87	2			
X20		PIN, SPRING: BRAKE SHOE ANCHOR LOCK B1552 (54713)	EA	4							87	3			
X20		RING, RETAINING: BRAKE SHOE ANCHOR PIN B1214 (54713)	EA	8							87	4			
X20		WASHER, FLAT: BRAKE ANCHOR PIN B2019 (54713)	EA	8							87	5			
X20		PIN, STRAIGHT, HEADLESS: BRAKE SHOE ANCHOR B2018 (54713)	EA	4							87	6			
P20	2530-888-2286	BRAKE SHOE ASSEMBLY, INTERNALLY ACTUATED B1747-1A (54713)	EA	4	*	*	*	*	*	*	3	87	7		
X20		BUSHING, SLEEVE: ANCHOR PIN B1993 (54713)	EA	2							87	8			
X20		RING, RETAINING: CAM ROLLER SNAFT B1661 (54713)	EA	1							87	9			
X20		SHAFT, ROLLER: BRAKE SHOE CAM B1742 (54713)	EA	1							87	10			
X20		ROLLER, CAM: BRAKE SHOE B1969 (54713)	EA	1							87	11			
X20		BRAKE SHOE, INTERNALLY ACTUATED B1747-1 (54713)	EA	1							87	12			
P F	5320-860-7880	RIVET, TUBULAR: BRAKE LINING B1766 (54713)	EA	24	200	400	800	200	400	800	9600	4800	87	13	
P F	2530-860-7879	LINING, FRICTION: CAM B1724CB (54713)	EA	1	8	17	33	8	17	33	400	200	87	14	
P F	2530-860-7878	LINING, FRICTION ANCHOR B1724AB (54713)	EA	1	8	17	33	8	17	33	4000	200	87	15	
X20		BOLT, MACHINE: BRAKE MTG, 1/2-20 THD SIZE, 5/8 IN. LG X10-320 (54713)	EA	32									87	16	
X20		WASHER, LOCK: BRAKE MTG, 1/2 IN. SCREW SIZE X4-206 (54713)	EA	32									87	17	
X20		NUT, PLAIN, NEXAON: BRAKE MTG, 1/2-20 THD SIZE X1-205 (54713)	EA	32									87	18	
X20		DUST SHIELD ASSEMBLY B1820A (54713)	EA	2									87	19	

(1) SMR CODE	(2) FEDERAL STOCK NUMBER	(3) DESCRIPTION REF. NUMBER & MFR CODE	(4) USABLE ON CODE	(5) UNIT OF MEAS	(6) 30-DAY DS MAINT ALLOWANCE	(7) 30-DAY GS MAINT ALLOWANCE			(8) 1-YR ALW PER 100 EQUIP CNTGCT	(9) DEPOT MAINT ALW PER 100 EQUIP	(10) ILLUSTRATION				
						(a)	(b)	(c)			(a)	(b)	(c)	(a)	(b)
						1-20	21-50	51-100			1-20	21-50	51-100	FIG NO.	ITEM NO.
X20		SCREW, ASSEMBLED WASHER: DUST SHIELD MTG X9-169 (54713)		EA	6							87	20		
X20		DUST SHIELD B1820 (-54713)		EA	1							87	21		
X20		RING RETAINING CAMSHAFT B1716 (54713)		EA	2							87	22		
X20		RING RETAINING: CAMSHAFT B1215 (54713)		EA	2							87	23		
X20		WASHER, FLAT: CAMSHAFT SPACER B1216 (54713)		EA	8							87	24		
X20		CAMSHAFT, ACTUATING: BRAKE SHOE LH B1691-1 (54713) (USED ON BRAKE SHOE, P/N B1787-1 (54713) ONLY)		EA	1							87	25		
X20		CAMSHAFT, ACTUATING: BRAKE SHOE RH B1691-2 (54713) (USED ON BRAKE SHOE, P/N B1787-2 (54713) ONLY)		EA	1							87	25		
X20		SPIDER AND BUSHING ASEMBLY B1593-10A (54713)		EA	2							87	26		
P 0	5330-923-5007	PACKING, PREFORCED: GREASE SEAL B1736-1 (54713)		EA	2	4	8	17	4	8	17	2000	160	87	27
P 0	2520-813-7541	BUSHING, SLEEVE: BRAKE SPIDER B2021 (54713)		EA	1	2	2	2	2	2	2	24	20	87	28
X20		FITTING, LUBRICATION: BUSHING B1459 (54713)		EA	1									87	29
X20		SPIDER, BRAKE B1593-10 (54713)		EA	1									87	30
X20		PIN, COTTER: YOKE PIN RETAINING 194002- (98343)		EA	4									88	1
X20		PIN, STRAIGHT, HEADED: YOKE ATTACHING 194003-5 (98343)		EA	4									88	2
P20	2530-420-8728	CHAMBER AIR BRAKE: RH 27792 (06853) (SAME AS AIR BRAKE CHAMBER, P/N 27790 (06853) EXCEPT WHERE INDIVIDUAL COMPONENTS ARE ANNOTATED)		EA	2	*	*	*	*	*	*	5	5	88	3
P20	2530-420-8725	CHAMBER, AIR BRAKE: LH 277900 (06853)		EA	2	*	*	*	*	*	*	5	5	88	3
X20		YOKE 228790 (06853)		EA	4									88	4
P 0	5310-431-4320	NUT, PLAIN, HEXAGON: BRAKE CHAMBER, 5/8-18 THD SIZE 204781 (06853)		EA	6	*	*	*	*	.	*	*	*	88	5
X20		WASHER, LOCK: BRAKE CHAMBER, 5/8 IN. SCREW SIZE 202986 (06853)		EA	4									88	6
X20		GUARD, SLASH 242022 (06853)		EA	2									88	7
X20		BOOT 242013 (06853)		EA	4									88	8

(1) SMR CODE	(2) FEDERAL STOCK NUMBER	(3) DESCRIPTION REF. NUMBER & MFR CODE	(4) USABLE ON CODE	(5) UNIT OF MEAS	(6) 30-DAY DS MAINT ALLOWANCE	(7) 30-DAY GS MAINT ALLOWANCE			(8) 1-YR ALW PER 100 EQUIP CNTGCT	(9) DEPOT MAINT ALW PER 100 EQUIP	(10) ILLUSTRATION				
						(a)	(b)	(c)			(a)	(b)	(c)	(a)	(b)
						1-20	21-50	51-100			1-20	21-50	51-100	FIG NO.	ITEM NO.
X2F		CLAMP ASSEMBLY 227746 (06853)		EA	2							88	9		
X2F		SCREW, TWELVE POINT HEAD: CLAMP RETAINING 237887 (06853)		EA	1							88	10		
X2F		NUT, PLAIN, HEXAGON: CLAMP RETAIN IM 237887 (06853)		EA	1							88	11		
XF		CLAMP, RIM CLENCHING 237892 (06883)		EA	1							88	12		
X2F		PLATE, PRESSURE 277899 (06853)		EA	2							88	13		
P 0	4730-012-7951	PLUG PIPET PREE PLATE, ¼ IN. NPT 230111 (06853)		EA	2	*	*	*	*	*	*	88	14		
X2F		PLATE ASSEMBLY, NON-PRESSURE 277746 (06853) (USED ON AIR BRAKE OWNER, P/N 277924, (06853) ONLY)		EA	1							88	15		
X2F		PLATE ASSEMBLY, NON-PRESSURE 277726 (06853) (USED ON AIR BRAKE CHAMBER, P/N 277900, (6853) ONLY)		EA	1							88	15		
X20		PLUG, PIPE, SOCKET HEAD: NON-PRESSURE PLATE, 1/16 IN. 235858 (06853)		EA	2							88	16		
X2F		BOLT, RIBBED NECK: NON-PRESSURE PLATE 5/8-18 THD SIZE 241998 (06853)		EA	4							88	17		
X20		SPRING, RETAINING: FELT STRIP 244169 (06853)		EA	2							88	18		
X20		FELT STRIP: BREATHER 241996 (06853)		EA	2							88	19		
X2F		RING, RETAINING PUSH ROD 241993 (06853)		EA	2							88	20		
X2F		PUSH ROD 241996 (06853)		EA	k							88	21		
X2F		SCREW, MACHINE ROUND HEAD, LOCK CAP 243023 (06853)		EA	8							88	22		
X2F		CAP LOCK 277831 (06853)		EA	2							88	23		
P F	5340-400-5555	SPRING, HELICAL COMPRESSION LOCK CAP 242003 (06853)		EA	2	2	3	7	2	3	7	80	60	88	24
X2F		WASHER, FLAT: SEAT 242004 (06853)		EA	2							88	25		
P F	2530-421-1417	ROLLER, COLLAR 242002 (06853)		EA	16	3	6	13	3	6	13	150	120	88	26
X2F		COLLAR, PISTON 242001 (06853)		EA	2							88	27		
X2F		PISTON 24200 (06853)		EA	2							88	28		
P F	5330-420-1702	PACKING, PREFORMED: PISTON 241999 (06853)		EA	2	*	*	2	*	*	2	10	8	88	29
P F	5340-558-3816	BEARING, SLEEVE: SHAFT 241997 (06853)		EA	2	*	*	2	*	*	2	10	8	88	30

(1) SMR CODE	(2) FEDERAL STOCK NUMBER	(3) DESCRIPTION REF. NUMBER & MFR CODE	(4) USABLE ON CODE	(5) UNIT OF MEAS	(6) QTY INC IN UNIT	(6) 30-DAY DS MAINT ALLOWANCE			(7) 30-DAY GS MAINT ALLOWANCE			(8) 1-YR ALW PER 100 EQUIP CNTGCT	(9) DEPOT MAINT ALW PER 100 EQUIP	(10) ILLUSTRATION	
						(a)	(b)	(c)	(a)	(b)	(c)			(a)	(b)
						1-20	21-50	51-100	1-20	21-50	51-100			FIG NO.	ITEM NO.
X2F		SPRING, HELICAL COMPRESSION: RETURN SPRING 242413 (06853)	EA	2										88	31
X2F		SHAFT ASSEMBLY 277263 (06853)	EA	2										88	32
P F	2530-969-8758	DIAGRAM, CHAMBER, BRAKE 242019 (06853)	EA	2	*	*	2	*	*	2	10	8	88	33	
P 0	4820-928-7576	VALVE, CHECK, BRAKE RELAY 229603 (06853)	EA	1	*	2	2	*	2	2	20	16	89	1	
X1		CAP NUT, VALVE 239758 (06853)	EA	1										89	2
X1		SPRING, HELICAL, COMPRESSION: VALVE 236745 (06853)	EA	1										89	3
X1		DISC VALVE 236744 (06853)	EA	1										89	4
P F	5330-811-0688	PACKING, PREFORMED: SEAT 238412 (06853)	EA	1	*	2	2	*	2	2	20	16	89	5	
X1		SEAT VALVE 236743 (06853)	EA	1										89	6
X1		BODY VALVE 236742 (06853)	EA	1										89	7
P 0	4820-400-6783	VALVE, TRAILER RELEASE 279824 (06853)	EA	1	2	2	3	2	2	3	40	36	90	1	
X1		NUT CAP 243644 (06853)	EA	1										90	2
X1		PACKING, PREFORMED: VALVE CAP 234045 (06853)	EA	1										90	3
X1		PISTON 243648 (06853)	EA	1										90	4
X1		PACKING, PREFORMED: PISTON 235063 (06853)	EA	1										90	5
X1		SPRING, HELICAL, COMPRESSION: PISTON 243642 (06853)	EA	1										90	6
X1		PACKING, PREFORMED 240542 (06853)	EA	1										90	7
X1		CAP, NUT 244545 (06853)	EA	1										90	8
P F	2530-992-8290	PACKING, PREFORMED VALVE 214747 (06853)	EA	1	*	2	2	*	2	2	20	16	90	9	
X1		SPRING, HELICAL, COPRESSION: VALVE 244547 (06853)	EA	1										90	10
X1		SEAT SPRING: GUIODE 244546 (06853)	EA	1										90	11
X1		VALVE EA 239750 (06853)	1											90	12
X1		BODY EA 243641 (06853)	1											90	13
P20 R	2530-708-9493	VALVE, EMERGENCY RELAY 7004-01 (06853)	EA	1	*	*	*	*	*	*	5	5	91	1	
P F	2910-753-9391	VENT: COVER PLATE 222797 (06853)	EA	1	2	2	3	2	2	3	40	36	91	2	

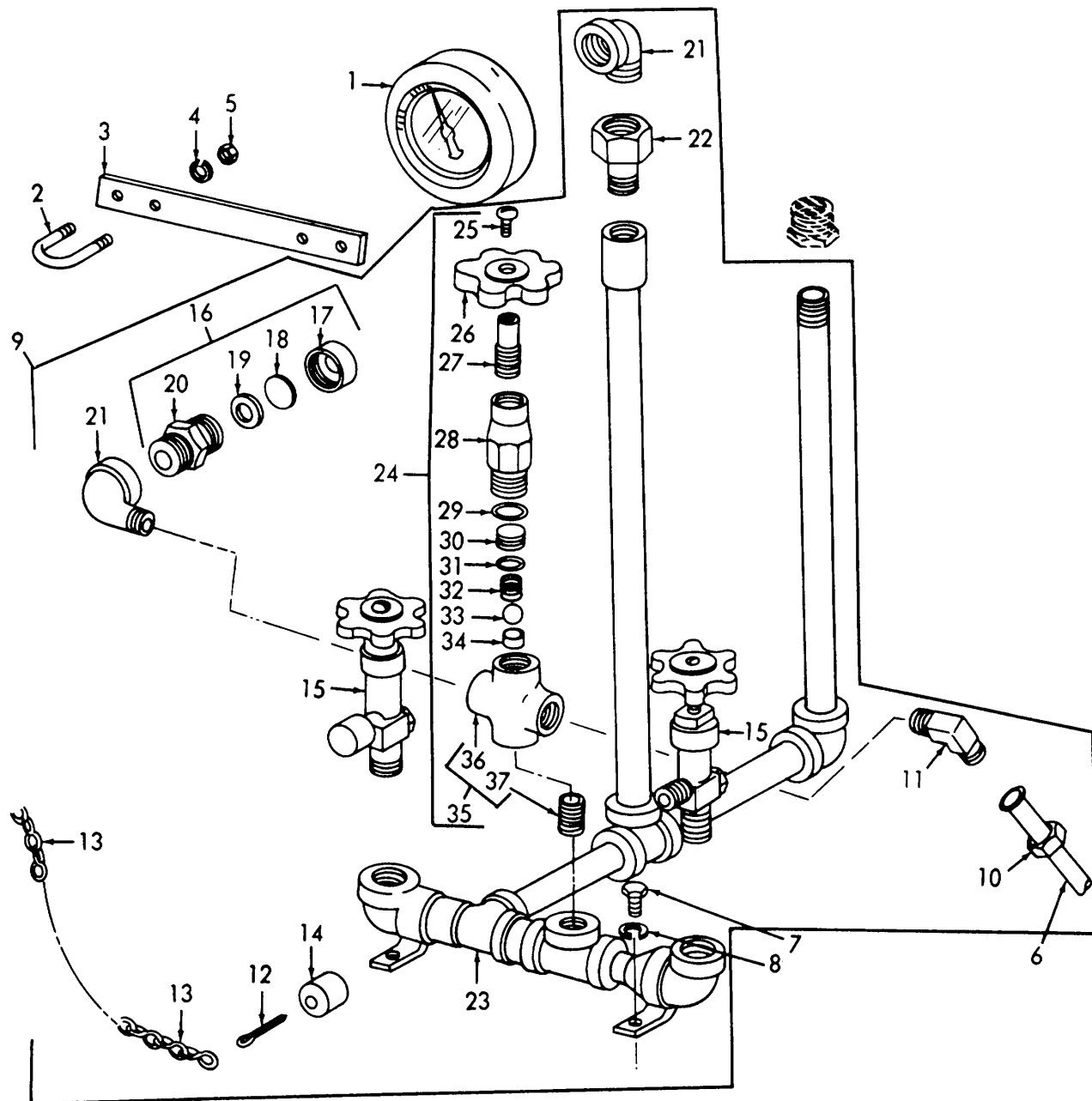
(1) SMR CODE	(2) FEDERAL STOCK NUMBER	(3) DESCRIPTION REF. NUMBER & MFR CODE	(4) USABLE ON CODE	(5) UNIT OF MEAS	(6) 30-DAY DS MAINT ALLOWANCE	(7) 30-DAY GS MAINT ALLOWANCE			(8) 1-YR ALW PER 100 EQUIP CNTGCT	(9) DEPOT MAINT ALW PER 100 EQUIP	(10) ILLUSTRATION				
						(a)	(b)	(c)			(a)	(b)	(c)	(a)	(b)
						1-20	21-50	51-100			1-20	21-50	51-100	FIG NO.	ITEM NO.
X2F		SCREW, CAP, HEXAGON HEAD: COVER PLATE MTG 210261 (06853)		EA	2							91	3		
X2F		WASHER, LOCK: COVER PLATE MTG 237648 (06853)		EA	2							91	4		
X2F		PLATE, COVER: VALVE 7004-05 (06853)		EA	1							91	5		
P F	2530-021-6202	GASKET, COVER 7304-01 (06853)		EA	1	*	2	2	*	2	2	20	16	91	6
P F	2530-811-0761	SPRING, HELICAL, COMPRESSION: PISTON CAP, NUT 238835 (06853)		EA	1	*	2	2	*	2	2	20	16	91	7
X2F		SHIM: PISTON CAP, NUT 238833 (06853) (AS REQUIRED)		EA										91	8
X2F		SHIM: PISTON CAP, NUT 238834 (06853) (AS REQUIRED)		EA										91	8
X2F		SCREW, MACHINE: EXHAUST COVER MTG, NO. 10-24 THD SIZE, 1/4 IN. LG 242228 (06853)		EA	2									91	9
X2F		COVER EXHAUST 240858 (06853)		EA	1									91	10
P F	2530-708-9506	DIAPHRAGM, EXHAUST COVER 239873 (06853)		EA	1	*	2	2	*	2	2	20	16	91	11
X2F		SCREW, CAP, HEXAGON HEAD: COVER MTG 203414 (06853)		EA	4									91	12
X2F		WASHER, FLAT: COVER MTG 232850 (06853)		EA	2									91	13
X2F		WASHER, LOCK: COVER MTG 237648 (06853)		EA	4									91	14
X2F		COVER, VALVE 240856 (06853)		EA	1									91	15
P F	5325-072-0376	PACKING, PREFORMED: COVER 240859 (06853)		EA	1	*	2	2	*	2	2	20	16	91	16
P F	2530-562-9885	PISTON, RELAY 238841 (06853)		EA	1	*	2	2	*	2	2	20	16	91	17
X2F		RING, QUAD: PISTON 238842 (06853)		EA	1									91	18
P F	5330-883-2799	PACKING PREFORMED: PISTON 239136 (06853)		EA	1	*	2	2	*	2	2	20	16	91	19
P F	2530-811-0769	SPRING, HELICAL, COMPRESION: PISTON 238840 (06853)		EA	1	*	2	2	*	2	2	20	16	91	20
P F	2530-970-3451	VALVE, EXHAUST 23926 (06853)		EA	1	*	2	2	*	2	2	20	16	91	21
X2F		SCREW, MACHINE EXHAUST VALVE 239376 (06853)		EA	1									91	22
X2F		WASHER, FLAT: EXHAUST VALVE 239689 (06853)		EA	1									91	23
X1		PISTON AND VALVE ASSEMBLY, EMERGENCY 228499 (06853)		EA	1									91	24
P F	2530-080-7101	SPRING, HELICAL, COIPRESSION: PISTON CAP 239214 (06853)		EA	1	*	2	2	*	2	2	20	16	91	25

(1) SMR CODE	(2) FEDERAL STOCK NUMBER	(3) DESCRIPTION REF. NUMBER & MFR CODE	(4) USABLE ON CODE	(5) UNIT OF MEAS	(6) 30-DAY DS MAINT ALLOWANCE	(7) 30-DAY GS MAINT ALLOWANCE			(8) 1-YR ALW PER 100 EQUIP CNTGCT	(9) DEPOT MAINT ALW PER 100 EQUIP	(10) ILLUSTRATION				
						(a)	(b)	(c)			(a)	(b)	(c)	(a)	(b)
						1-20	21-50	51-100			1-20	21-50	51-100	FIG NO.	ITEM NO.
X2F		CAP, NUT: PISTON 238832 (06853)		EA	1						91	26			
P F	5325-970-3466	PACKING, PREFORMED: PISTON CAP, NUT 238831 (06853)		EA	1	*	2	2	*	2	2	20	16	91	27
P F	5325-970-3465	PACKING, PREFORMED: INLET VALVE 238564 (06853)		EA	1	*	2	2	*	2	2	20	16	91	28
P F	2530-421-1418	PISTON, EMERGENCY 7004-11 (06853)		EA	1	*	2	2	*	2	2	20	16	91	29
P F	5330-811-0696	PACKING, PREFORMED: EMERGENCY PISTON 241012 (06853)		EA	2	2	2	3	2	2	3	40	32	91	30
P F	5330-811-0689	PACKING, PREFORMED: EMERGENCY PISTON 240211 (06853)		EA	1	*	2	2	*	2	2	20	16	91	31
P F	2530-970-3450	VALVE, INLET 239267 (06853)		EA	1	*	2	2	*	2	2	20	16	91	32
X2F		CAP, SCREW: CHECK VALVE 239755 (06853)		EA	1									91	33
P F	2590-141-3553	PACKING, PREFORMED: CHECK VALVE 214745 (06853)		EA	1	*	2	2	4	2	2	20	16	91	34
P F	2530-080-7100	SPRING, HELICAL, COMPRESSION: CHECK VALVE 238838 (06853)		EA	1	*	2	2	*	2	2	20	16	91	35
X2F		VALVE, CHECK 238837 (06853)		EA	1									91	36
X1		BODY, VALVE 278803 (06853)		EA	1									91	37
P O	2530-724-1363	COUPLING AND COVER, NOSE 277664 (06853)		EA	4	*	2	2	*	2	2	20	16	92	1
X20		PACKING, PREFORMED: AIR COUPLING MS35748-1 (96906)		EA	4									92	2
X20		STUD, CLAMPING: HOSE COUPLING, 1/2 X 1/4 IN. 205730 (06853)		EA	4									92	3
P O	4820-350-6495	COCK, PLUG: REAR HOSE COUPLINGS 217799 (06853)		EA	2	*	2	2	*	2	2	20	16	92	4
X20		BUSHING, PIPE: BRAKE LINES, 1/2 X 3/8 IN. 5394 (07464)		EA	2									92	5
X20		CONNECTOR, BRAKE LINES: 1/4 x 3/8 IN. 205053 (06853)		EA	1									92	6
X20		NUT, TUBE: BRAKE LINES 200360 (06853)		EA	16									92	7
X20		SLEEVE, TUBE NUT: BRAKE LINES 200361 (06853)		EA	16									92	7A
X20		TUBE COPPER: BRAKE LINES, 3/8 IN. OD 279572 (06853)		FT	50									92	8
X20		ADAPTER, STRAIKHT, PIPE TO TUBE: BRAKE LINES 205824 (06853)		EA	4									92	9
P O	2530-737-7896	STRAINER, AIR LINE 220098 (06853)		EA	2	*	2	2	*	2	2	20	16	92	10
X20		CROSS, PIPE TO TUBE: BRAKE LINE, 1/4 X 3/8 IN. 216060 (06853)		EA	1									92	11

(1) SMR CODE	(2) FEDERAL STOCK NUMBER	(3) DESCRIPTION REF. NUMBER & MFR CODE	(4) USABLE ON CODE	(5) UNIT OF MEAS	(6) 30-DAY DS MAINT ALLOWANCE	(7) 30-DAY GS MAINT ALLOWANCE			(8) 1-YR ALW PER 100 EQUIP CNTGCT	(9) DEPOT MAINT ALW PER 100 EQUIP	(10) ILLUSTRATION				
						(a)	(b)	(c)			(a)	(b)	(c)	(a)	(b)
						1-20	21-50	51-100			1-20	21-50	51-100	FIG NO.	ITEM NO.
X20		TEE PIPE TO TUBE BRAKE LINES, 1/4 X 3/8 IN. 205104 (06853)	EA	1							92	12			
X20		NIPPLE, PIPE: TRAILER RELEASE VALVE TO EMERGENCY RELAY, 1/4 IN. PIPE, 1 1/2 IN. LG 203134 (06853)	EA	1							92	13			
X20		TEE, PIPE TO TUBE BRAKE LINES, TO EMERGENCY RELAY, 1/4 X 3/8 IN. 205103 (06853)	EA	1							92	14			
X20		ELBOW, PIPE TO TUBE: BRAKE LINE, TO CHECK VALVE, 1/4 X 3/8 IN. 205102 (06853)	EA	1							92	15			
X20		ADAPTER, STRAIGHT, PIPE TO HOSE BRAKE LINES 22693 (06853)	EA	16							92	16			
X20		HOSE RUBBER BRAKE LINES, 3/8 IN. ID BW170M (06853) (AS REQUIRED)	FT								92	17			
X20		TEE, PIPE HOSE TO ACCUMULATOR, 1/4 IN. 233062 (06853)	EA	2							92	18			
X20		ELBOW PIPE: HOSE TO BRAKE CHAMBER, 45 DEG, 1/4 IN. 233572 (06853)	EA	4							92	19			
P 0	5305-269-3211	SCREW, CAP, HEXAGON HEAD: ACCUMULATOR MTG, 3/8-16 THD SIZE, 1 IN. LG MS90725-60 (96906)	EA	*	*	*	*	*	*	*	92	20			
P 0	5310-637-9541	WASER, LOCK: ACCUMULATOR MTG, 3/8 IN. SCREW SIZE MS35338-46 (96906)	EA	*	*	*	*	*	*	*	92	20			
P 0	5310-778-2813	NUT, PLAIN, HEXAGON ACCUMULATOR MTG, 3/8-16 THD SIZE MS1967-7 (96906)	EA	4	*	*	*	*	*	*	92	20			
X20		BRACKET MOUNTING ACCUMULATOR MTG C46794- (07464)	EA	2							92	21			
X20		ACCUMULATOR, PNEUMATIC: AIR RESERVOIR 228743 (06853)	EA	1							92	22			
P 0	4820-142-3036	COCK, DRAIN: ACCUMULATOR, 1/4 IN. 215310 (06853)	EA	1	*	2	2	*	2	2	20	16	92	23	
P F	5305-051-0827	SCREW, CAP, HEXAGON HEAD: TANDEM HANGERS TO FRAME, 5/8-11 THD SIZE, 2 IN. LG MS90725-164 (96906)	EA	40	*	*	*	*	*	*	*	93	1		
P F	5310-820-6653	WASHER, LOCKI TANDEM HANGERS TO FRAME, 5/8 IN. SCREW SIZE MS35338-50 (96906)	EA	40	*	*	*	*	*	*	*	93	2		
P F	5310-899-9152	NUT, PLAIN, HEXAGON: TAD4 HANGERS 4TG, 5BI 1 THD 51IZE MS51967-19 (96906)	EA	40	*	*	*	*	*	*	*	93	3		
X2F		TANDEM ASSEMBLY 22B2-182f15149-47 (99062)	EA	1							93	4			
X20		BOLT, MACHINE: TORQUE ARMS TO HANGERS AND STABILIZERS T592 (99062)	EA	8							93	5			
X20		NUT, SELF-LOCKING, HEXAGON: TORQUE ARMS TO HANGERS AND STABILIZERS T5495 (99062)	EA	8							93	6			

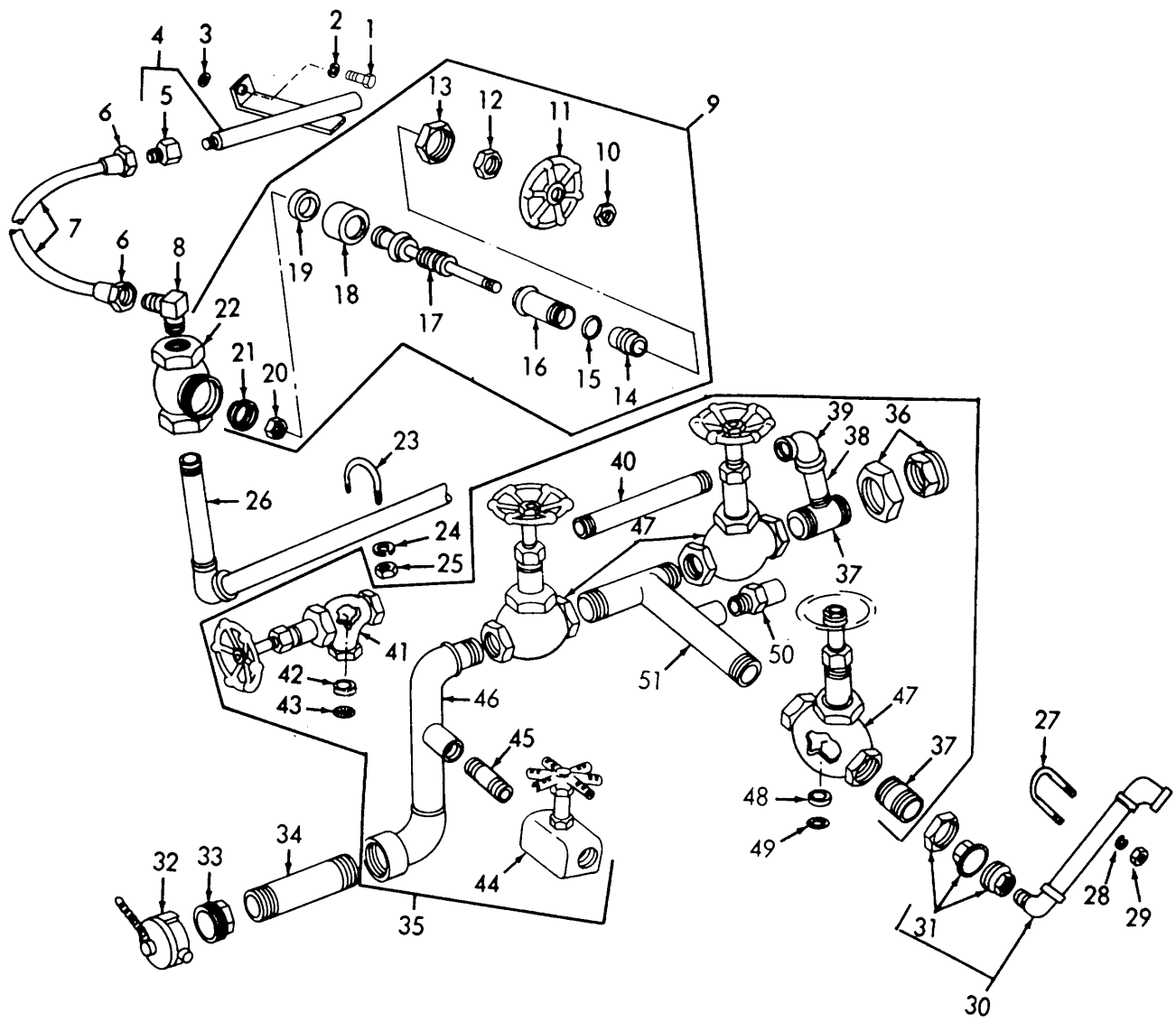
(1) SMR CODE	(2) FEDERAL STOCK NUMBER	(3) DESCRIPTION REF. NUMBER & MFR CODE USABLE ON CODE		(4) UNIT OF MEAS	(5) QTY INC IN UNIT	(6) 30-DAY DS MAINT ALLOWANCE			(7) 30-DAY GS MAINT ALLOWANCE			(8) 1-YR ALW PER 100 EQUIP CNTGCTY	(9) DEPOT MAINT ALW PER 100 EQUIP	(10) ILLUSTRATION	
						(a)	(b)	(c)	(a)	(b)	(c)			(a) FIG NO.	(b) ITEM NO. OR REFERENCE DESTINATION
						1-20	21-50	51-100	1-20	21-50	51-100				
X20		WASHER, FLAT: TORQUE ARM COM,RESSION T22 (99062)	EA	16										93	7
X20		BUSHING, SLEEVE: TORQUE ARMS T5493 (99062)	EA	16										93	8
X20		TORQUE ARM, ADJUSTABLE REAR, LEFT SIDE T5487 (99062)	EA	1										93	9
X20		TORQUE ARM, ADJUSTABLE FRONT, LEFT SIDE T5542 (99062)	EA	1										93	9
X20		SCREW, CAP, HEXAGON HEAD TORQUE ARM ADJUSTING T2306 (99062)	EA	4										93	10
X20		TORQUE ARM, RIGIDS REAR, RIGHT SIDE T76k7 (99062)	EA	1										93	11
X20		TORQUE ARM, RIGID: FRONT, RIGHT SIDE T7641 (99062)	EA	1										93	11
X2F		NUT, SELF-LOCKING, HEXAGON U-BOLT T5497 (99062)	EA	16										93	12
X2F		WASHER, FLAT: U-BOLT 596 (99062)	EA	16										93	13
X2F		STABILIZER T5901 (99062)	EA	4										93	14
X2F		BOLT, U: STABILIZER TO SPRINGS T7273 (99062)	EA	8										93	15
X2F		PLATE, U-BOLT: STABILIZER TO SPRINGS 06501 (99062)	EA	4										93	16
X2F		SEAT, AXLE T3329 (99062)	EA	4										93	17
X2F		BOLT, MACHINE: EQUALIZER TO CENTER HANGER T5886 (99062)	EA	4										93	18
X2F		WASHER, LOCK EQUALIZER TO CENTER HANGER T316 (99062)	EA	4										93	19
X2F		WASHER, FLAT: EQUALIZER TO CENTER MANGER T5887 (99062)	EA	4										93	20
X2F		PIN. HOLLOW EQUALIZER T58 (99)62)	EA	2										93	21
X2F		BEARING, SLEEVE: EQUALIZER T552 (99062)	EA	4										93	22
X2F		SCREW, CAP, HEXAGON HEAD: SPRING ROLLER T5544 (99062)	EA	6										93	23
X2F		PIN, HOLLOW: SPRING ROLLER T2106 (99062)	EA	6										93	24
X2F		WASHER, LOCK: SPRING ROLLER T1705 (99062)	EA	10										93	25
X2F		NUT, PLAIN, HEXAGON: SPRING ROLLER T170 (99062)	EA	10										93	26

(1) SMR CODE	(2) FEDERAL STOCK NUMBER	(3) DESCRIPTION REF. NUMBER & MFR CODE USABLE ON CODE		(4) UNIT OF MEAS	(5) QTY INC IN UNIT	(6) 30-DAY DS MAINT ALLOWANCE			(7) 30-DAY GS MAINT ALLOWANCE			(8) 1-YR ALW PER 100 EQUIP CNTGCV	(9) DEPOT MAINT ALW PER 100 EQUIP	(10) ILLUSTRATION	
						(a)	(b)	(c)	(a)	(b)	(c)			(a)	(b)
						1-20	21-50	51-100	1-20	21-50	51-100			FIG NO.	ITEM NO. OR REFERENCE DESTINATION
XZF		EQUALIZER T5427 (99062)	EA	2										93	27
X2F		SPRING ASSEMBLY, T5547 (99062)	EA	4										93	28
X2F		HANGER FRONT RIGHT SIDE T5424 (99062)	EA	1										93	29
X2F		HANGER FRONT: LEFT SIDE T5425 (99062)	EA	1										93	29
X2F		HANGER CENTER T5426 (99062)	EA	2										93	30
X2F		HANGER REAR RIGHT SIDE T5428 (99062)	EA	1										93	31
X2F		HANGER REAR: LEFT SIDE T5429 (99062)	EA	1										93	31
P O	5305-225-3839	SCREW, CAP, HEXAGON HEAD CONNECTOR MTG, 1/4-20 THD SIZE 1 IN. LG MS90725-8 (96906)	EA	4	*	*	*	*	*	*	*	*	*	94	1
PO	5310-582-5965	WASHER, LOCK: CONNECTOR, MTG 1/4 IN. SCREW SIZE MS35338-44 (96906)	EA	4	*	*	*	*	*	*	*	*	*	94	2
X20		COVER, CONNECTOR B7731428 (19207)	EA	1										94	3
P O		CONNECTOR, RECEPTACLE: ELECTRICAL, 24V MS750212 (96906)	EA	1	*	2	2	*	2	2	16	12		94	4
X20		GROMMET, ELECTRICAL CONNEC- TOR C7722333 (19207)	EA	1										94	5
X20		NUT, BUSHING RETAINING: ELECTRICAL CONNECTOR B7723309 (19207)	EA	1										94	6
X20		SCREW, CAP, HEXAGON HEAD: ACCULATOR BRACKET TO FRAME, 1/2-12 THD SIZE, 1 1/4 IN. LG 605131B2 (07464)	EA	4	*	*	*	*	*	*	*	*	*	94	7
P O	5310-584-5272	WASHER, LOCK: ACCUMULATOR BRACKET TO FRAME, 1/2 IN. SCREW SIZE MS35338-48 (96906)	EA	4	*	*	*	*	*	*	*	*	*	94	8
X20		NUT, PLAIN, HEXAGON ACCUMULATOR BRACKET TO FRAME, 1/2-12 TND SIZE 607108 (07464)	EA	4										94	9
X20		SHACKLE, TOWLINE 358)T1 (39)28	EA	4										94	10
X2H		FRAME, REAR 559439 (07464)	EA	1										94	11



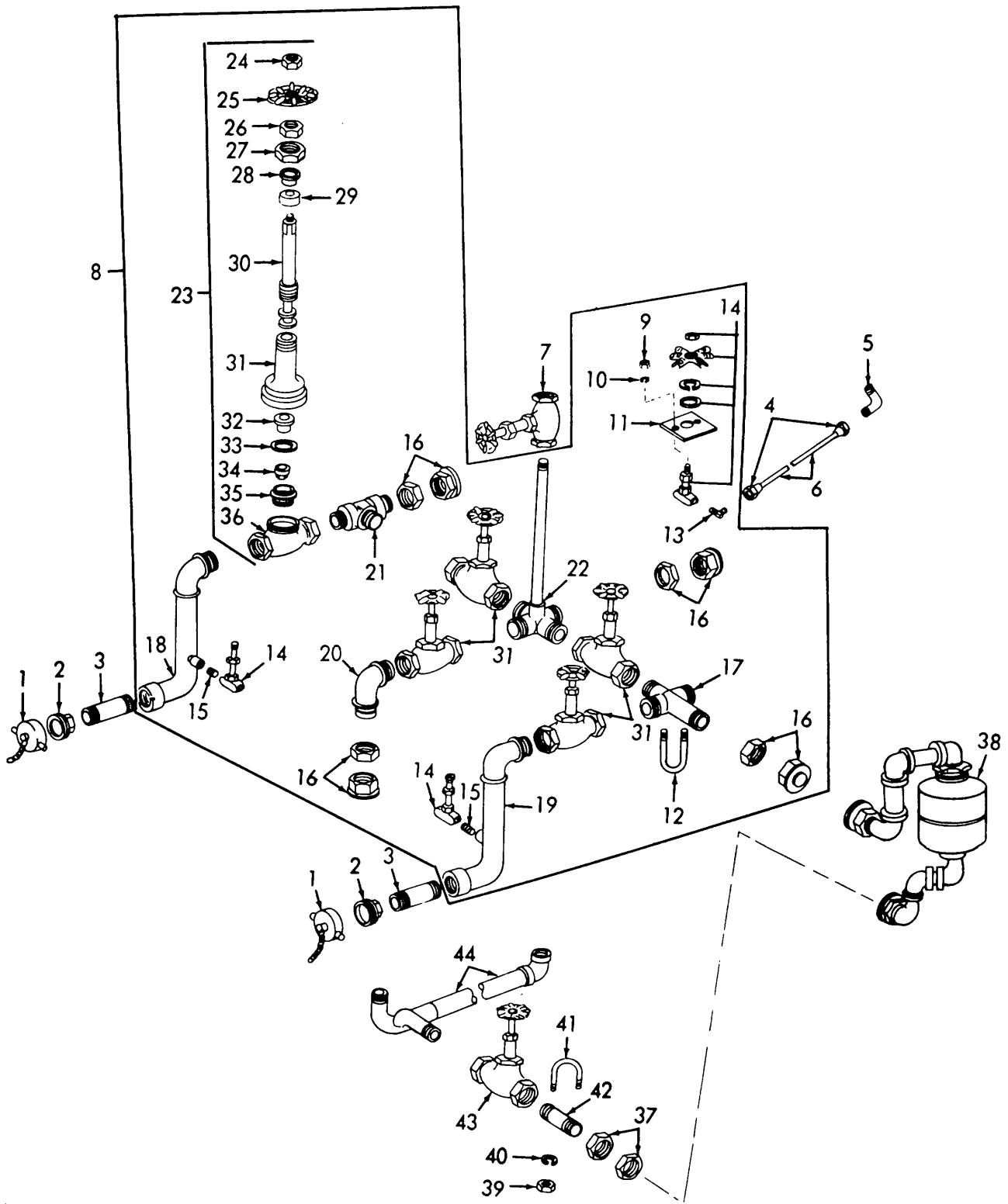
ME 3655-210-35P/1

Figure 1. Cylinder Fill Manifold and Related Parts



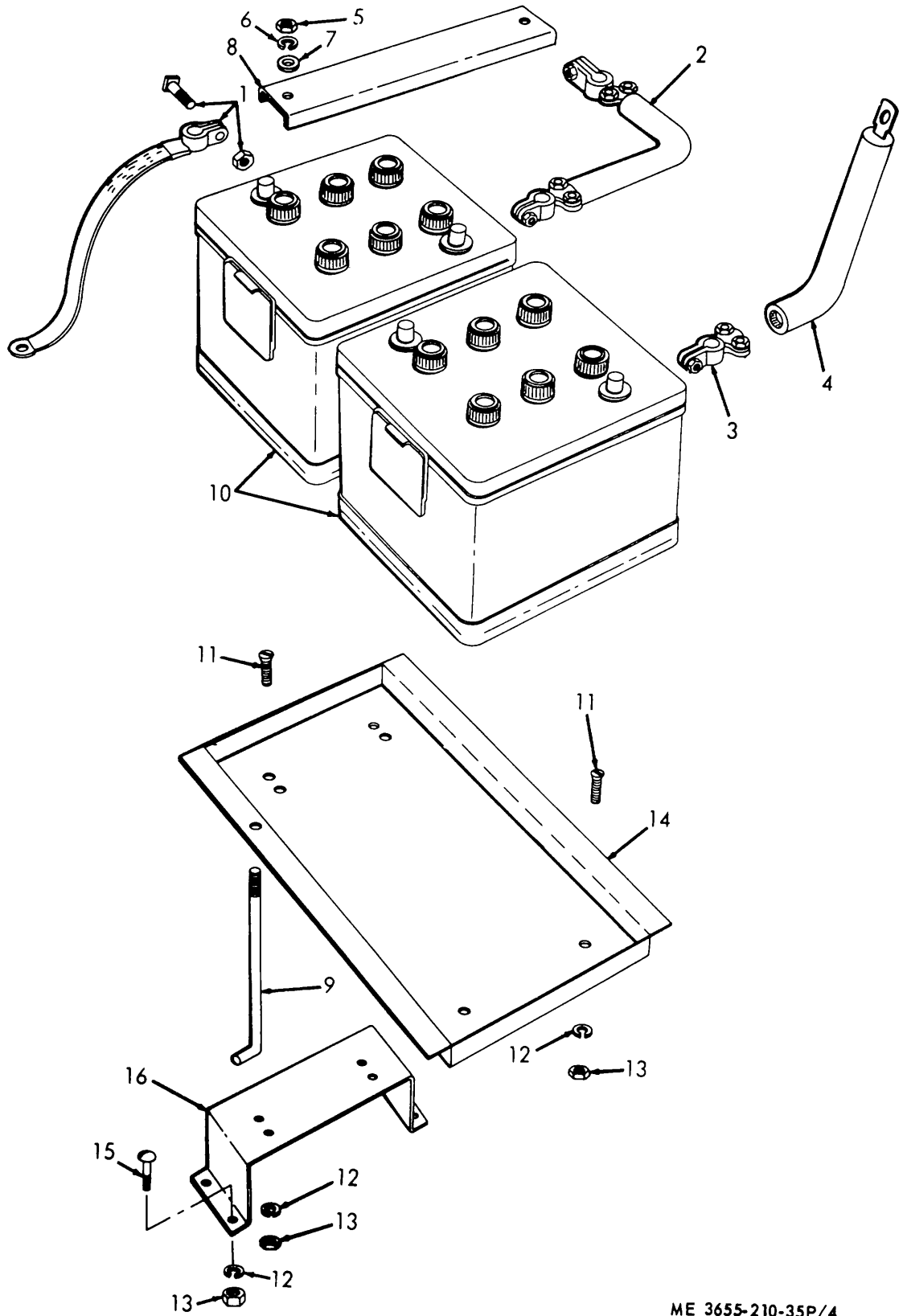
ME 3655-210-35P/2

Figure 2. Vapor Manifold, Equalizing Line, Fire Line and Nozzle



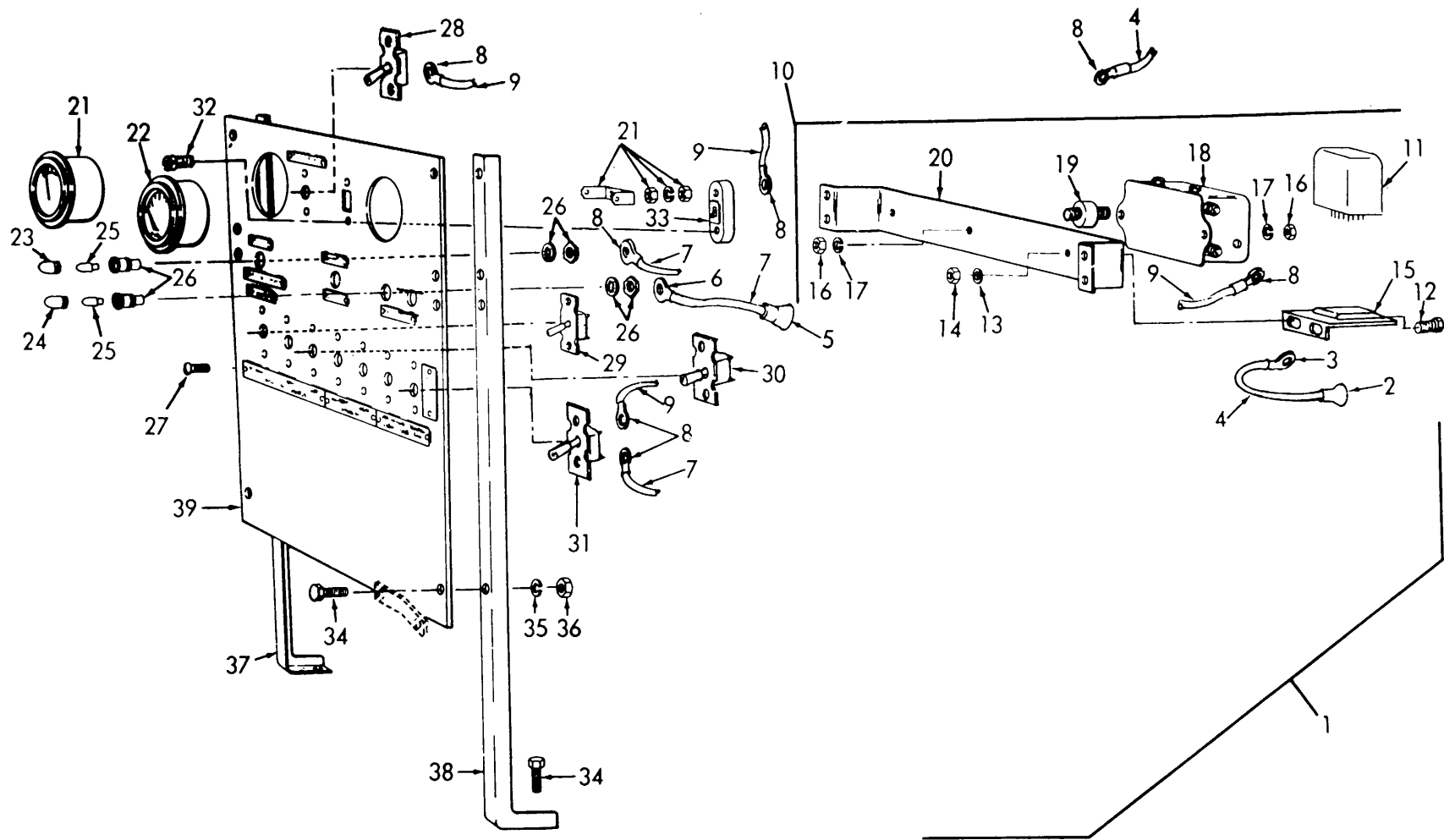
ME 3655-210-35P/3

Figure 3. Dehydrator, Fill Line and Liquid Manifold



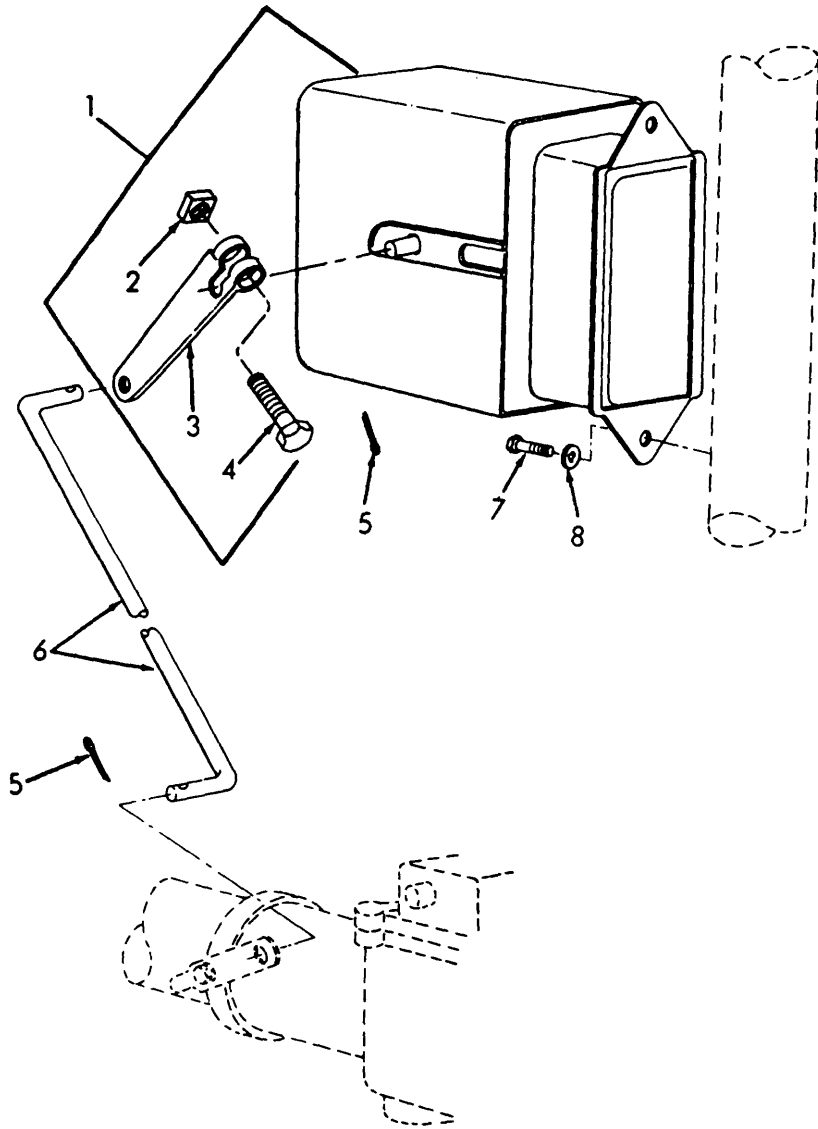
ME 3655-210-35P/4

Figure 4. Storage Batteries and Related Components



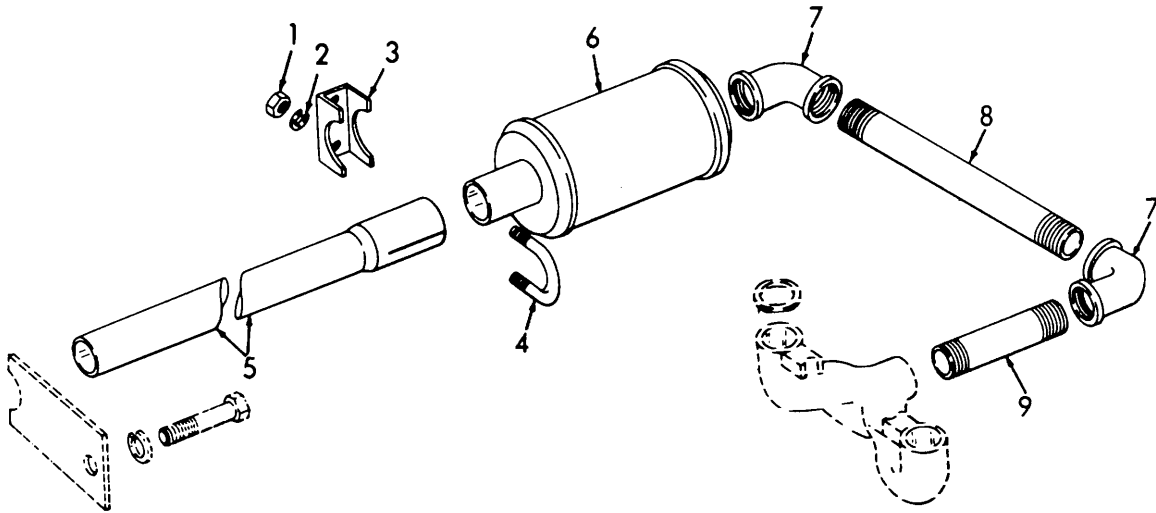
ME 3655-210-35P/5

Figure 5. Control Panel



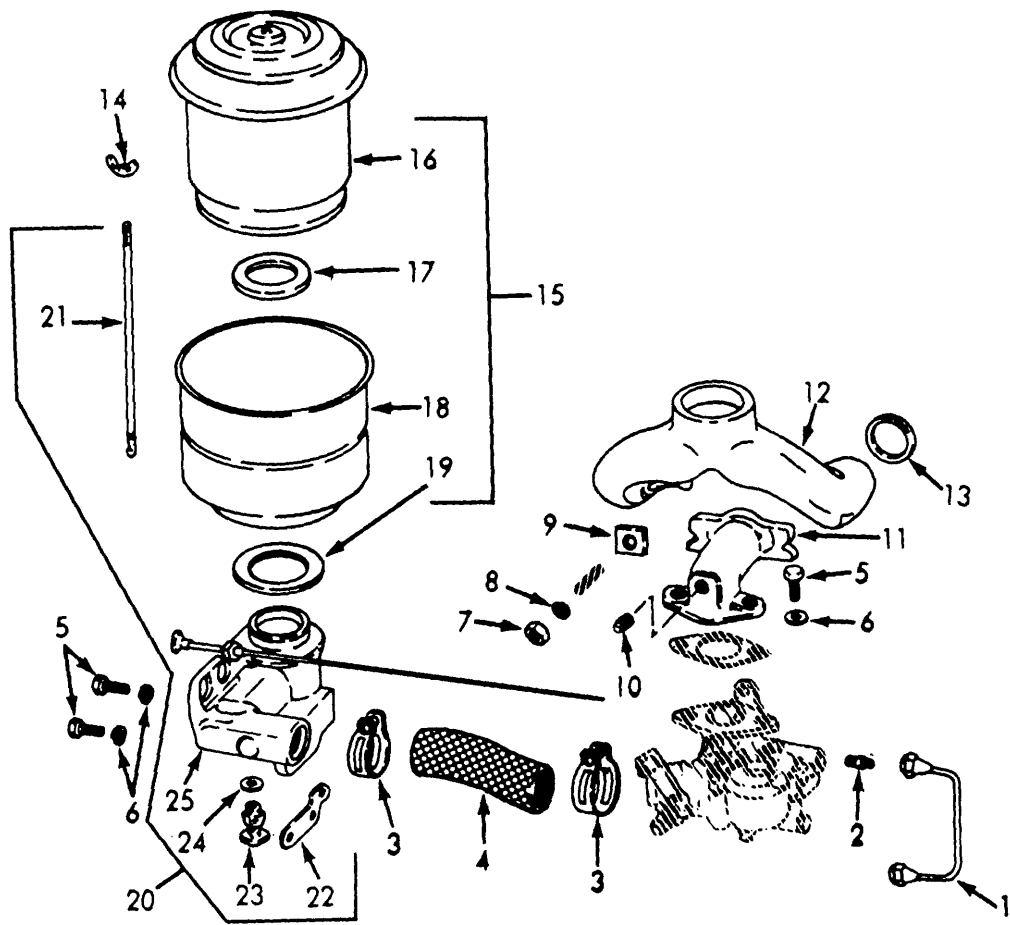
ME 3655-210-35P/6

Figure 6. Choke Control and Rod



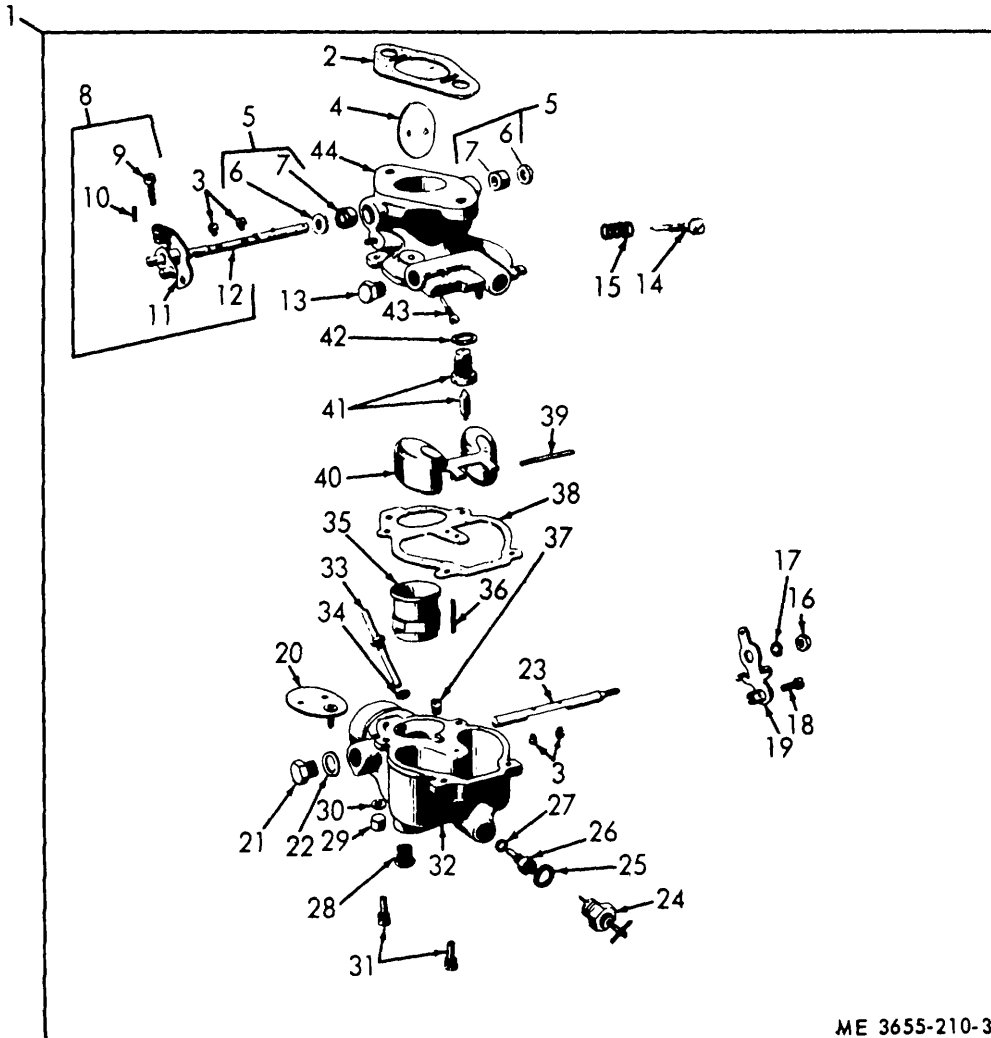
ME 3655-210-35P/7

Figure 7. Muffler and Tube



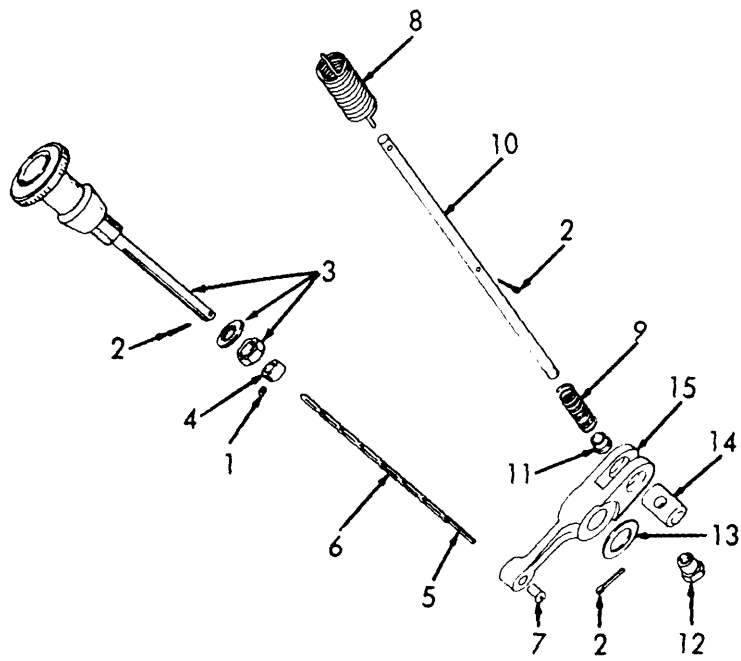
ME 3655-210-35P/8

Figure 8. MANIFOLD AND AIR CLEANER



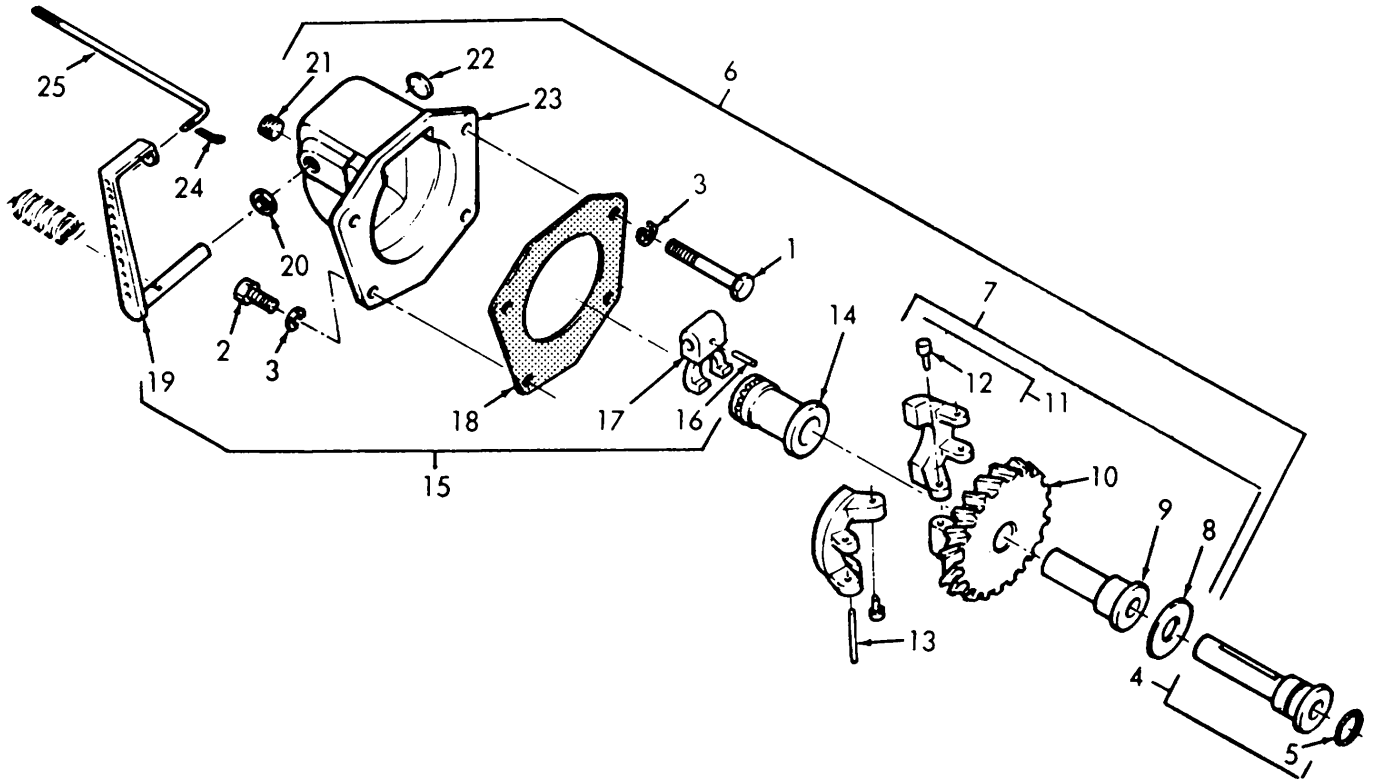
ME 3655-210-35P/8A

Figure 8A. Carburetor



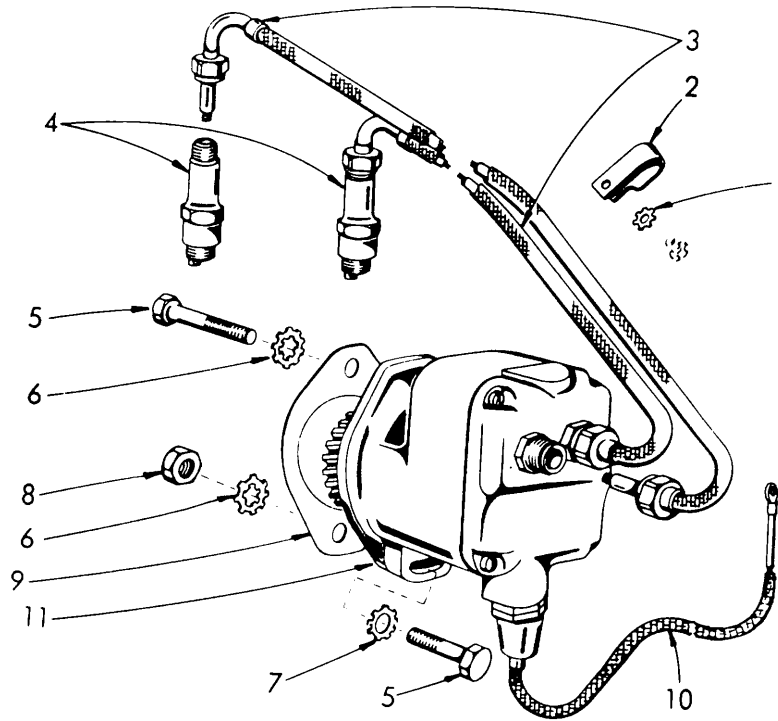
ME 3655-210-35P/9

Figure 9. Governor Controls



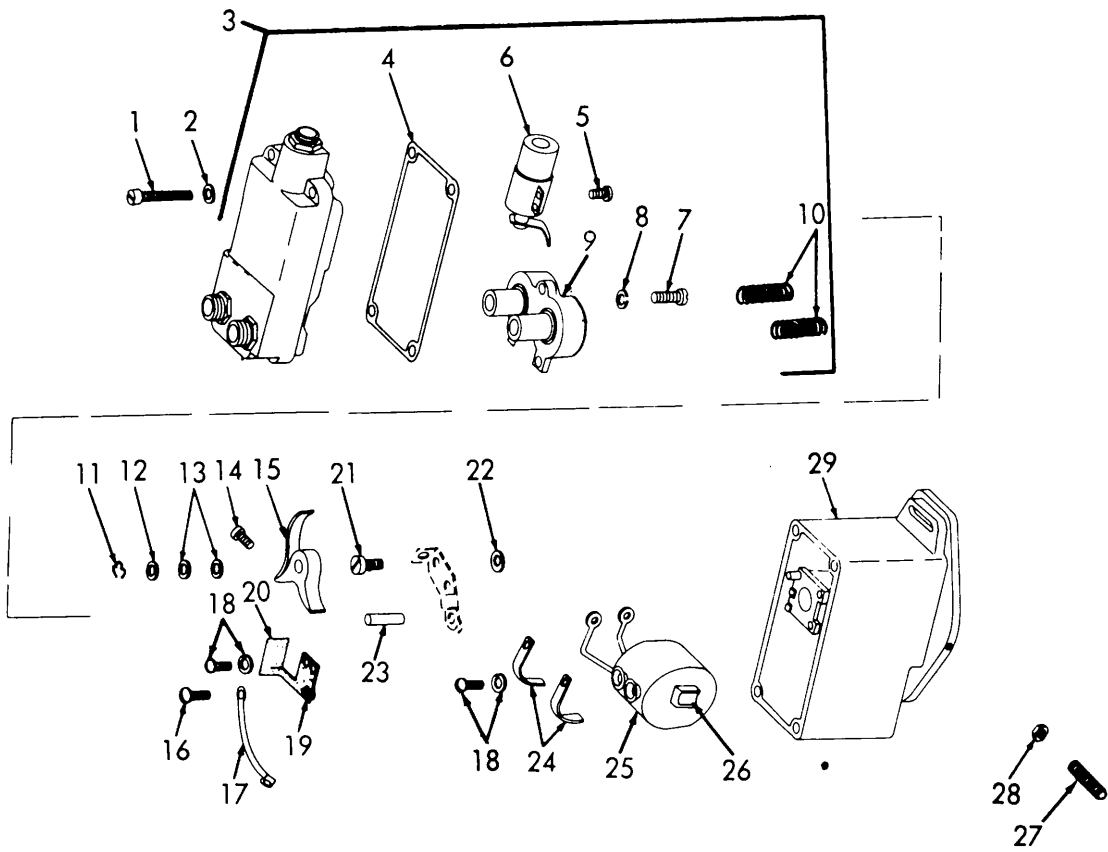
ME 3655-210-35P/10

Figure 10. Governor



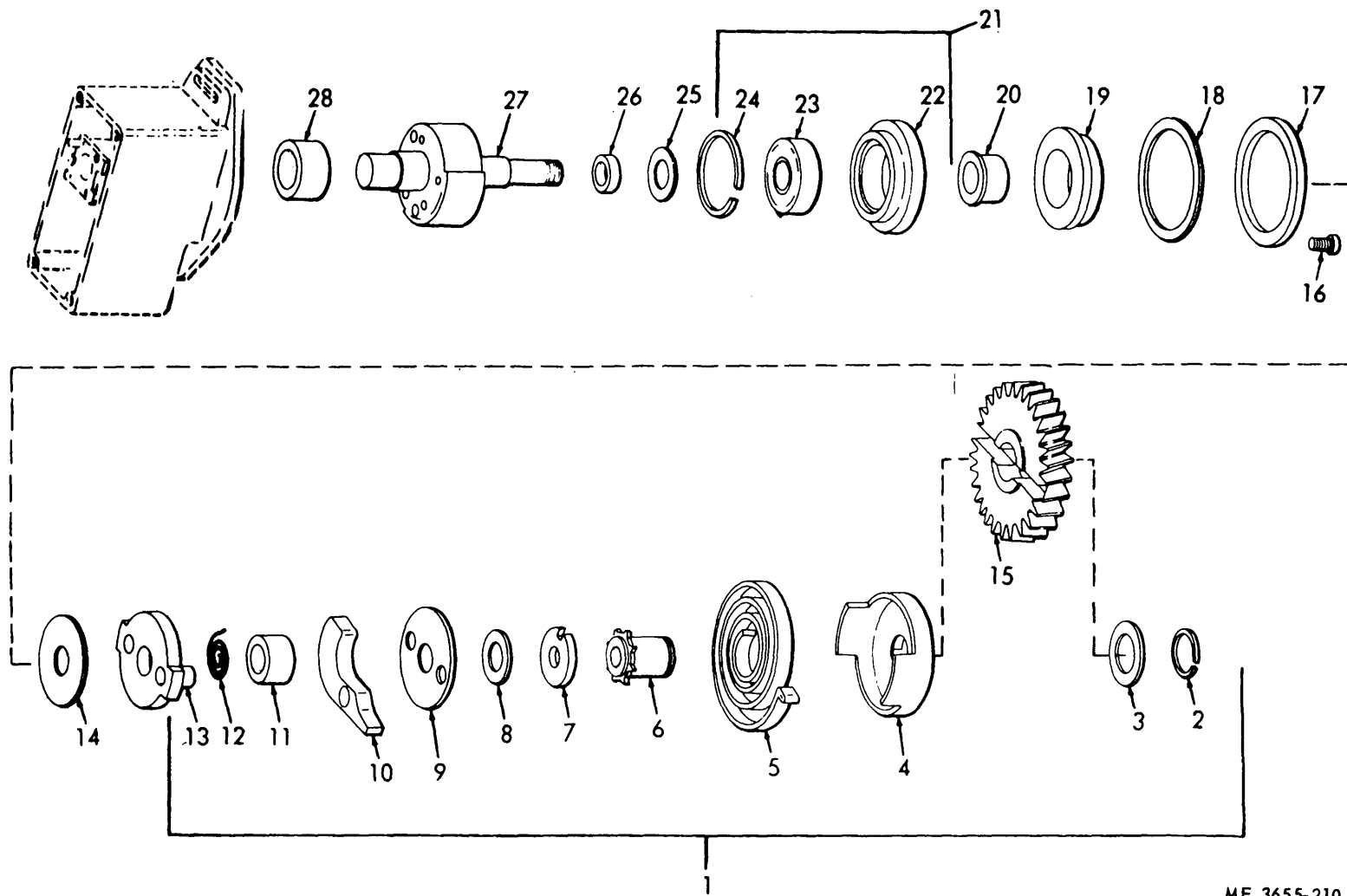
ME 3655-210-35P/11

Figure 11. Magneto and Spark Plugs



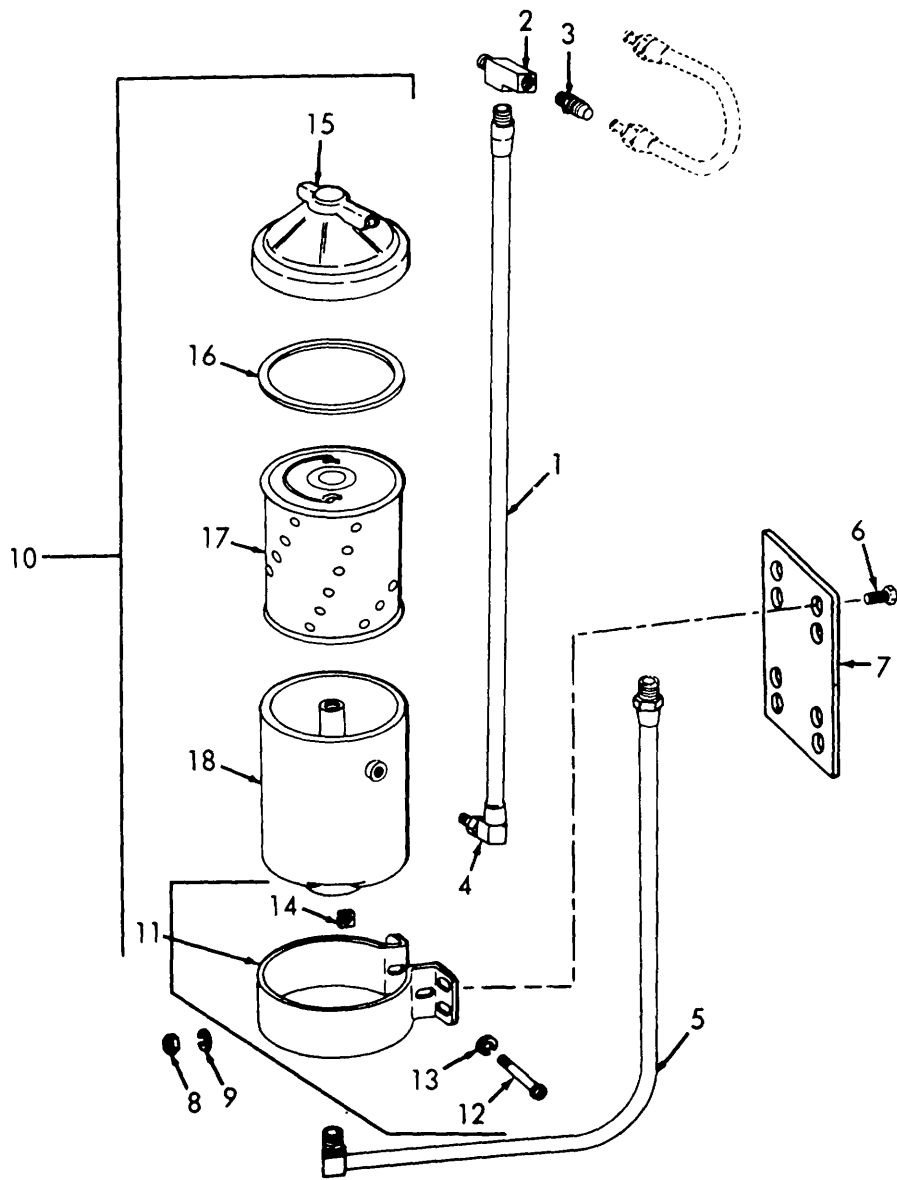
ME 3655-210-35P/12

Figure 12. Magneto



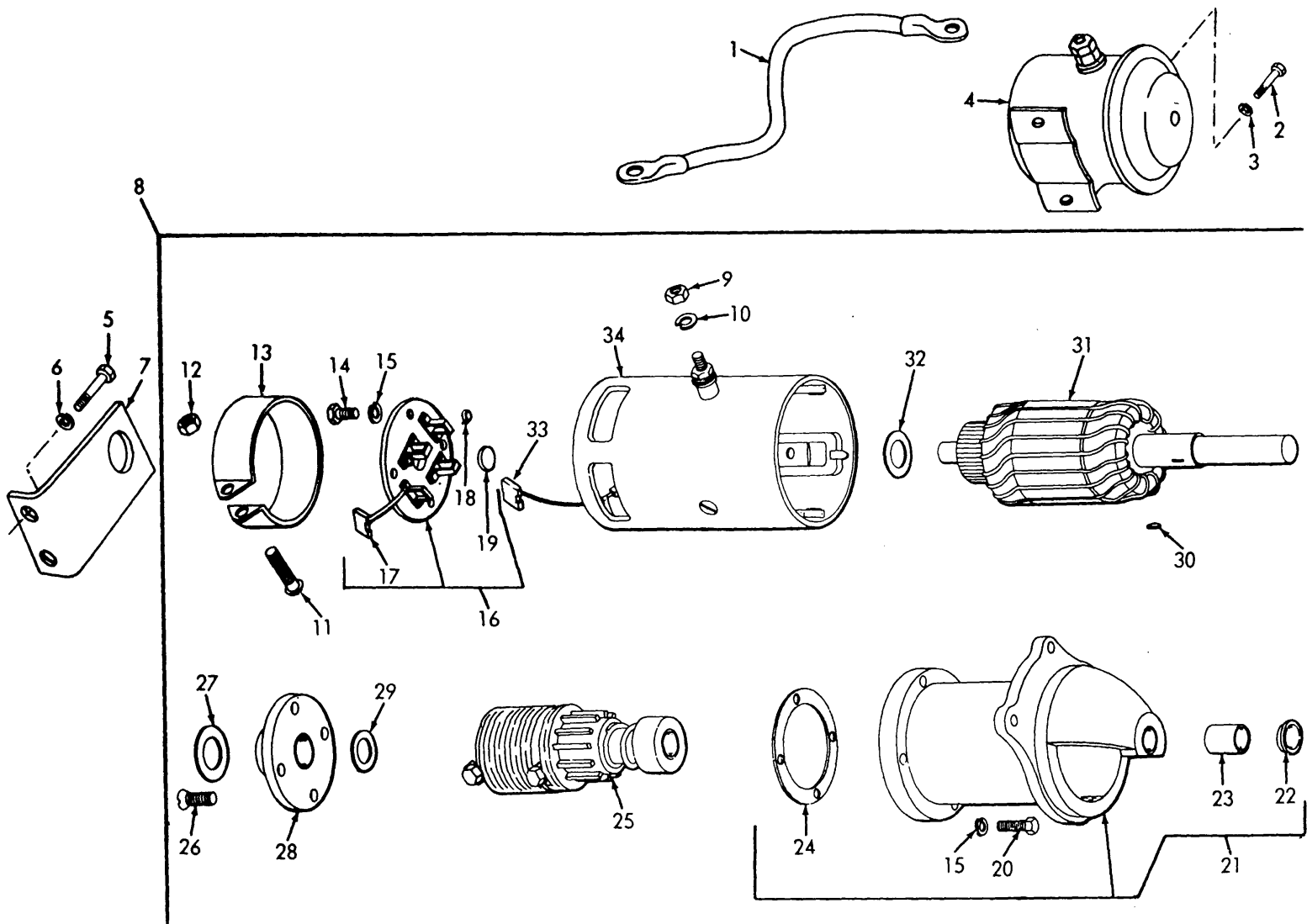
ME 3655-210-35P/13

Figure 13. Magneto Drive Components



ME 3655-210-35P/14

Figure 14. Oil Filter



ME 3655-210-35P/15

Figure 15. Starter and Solenoid

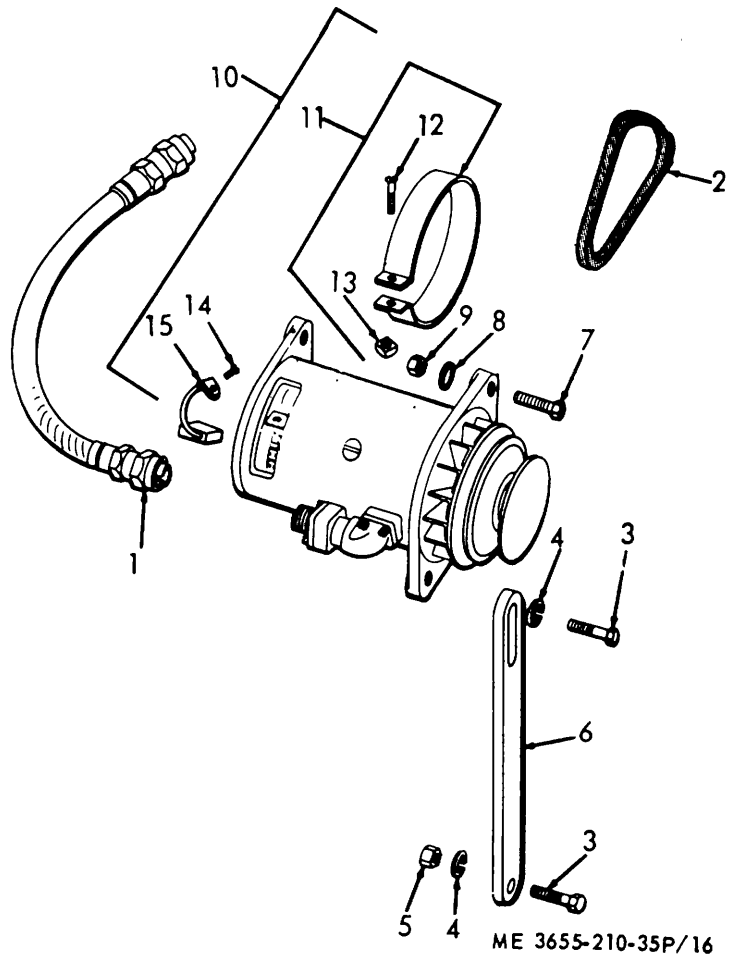
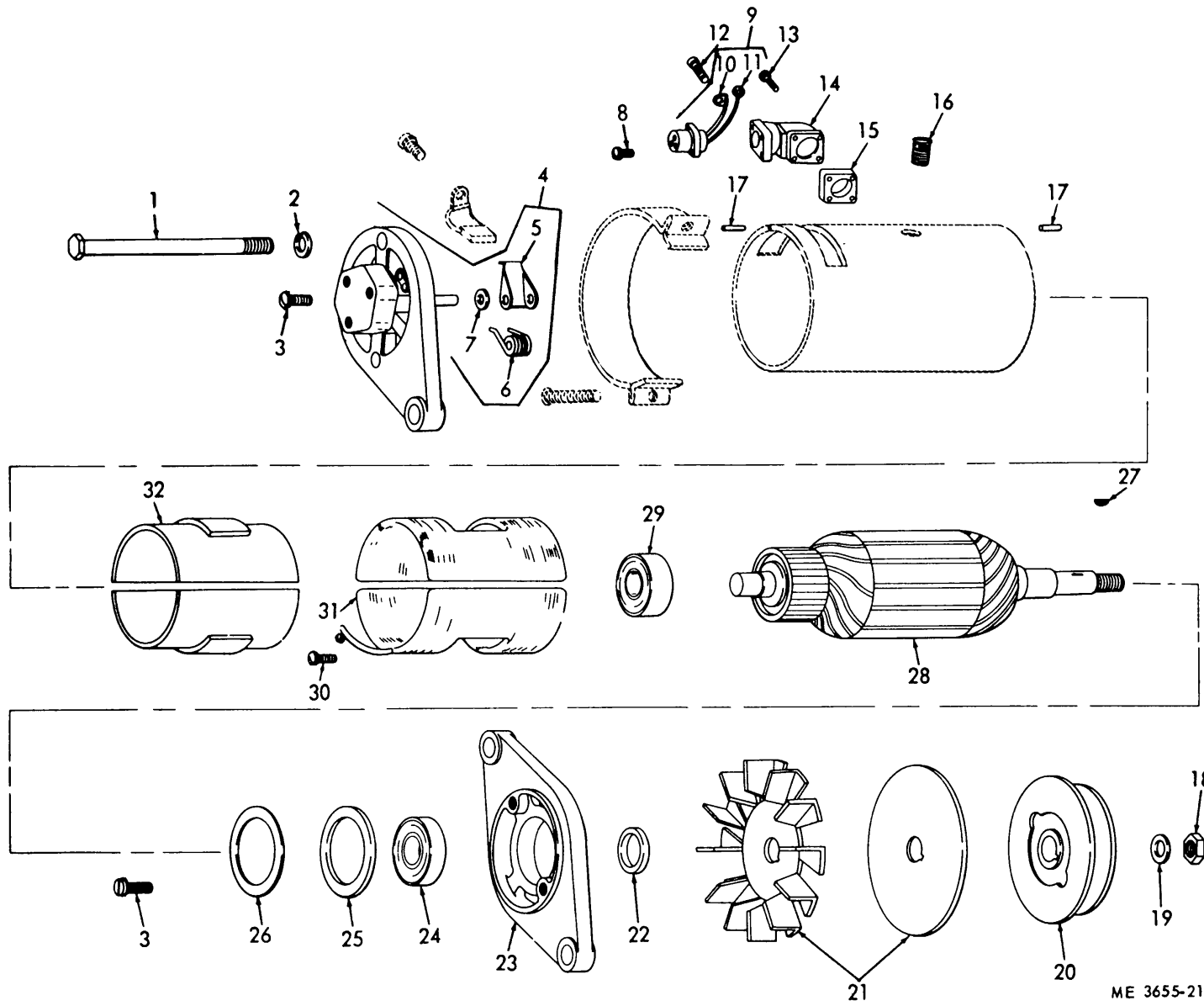
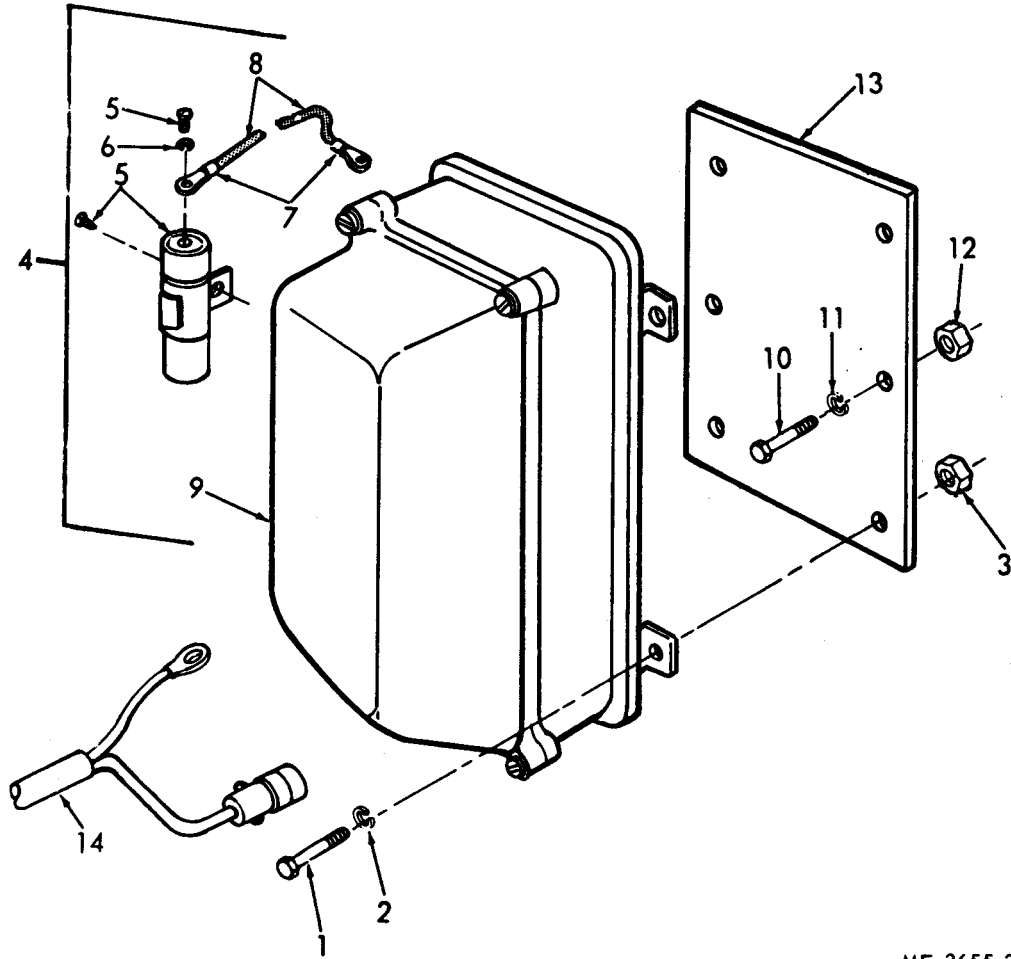


Figure 16. Generator Drive Components



ME 3655-210-35P/17

Figure 17. Generator



ME 3655-210-35P/18

Figure 18. Voltage Regulator


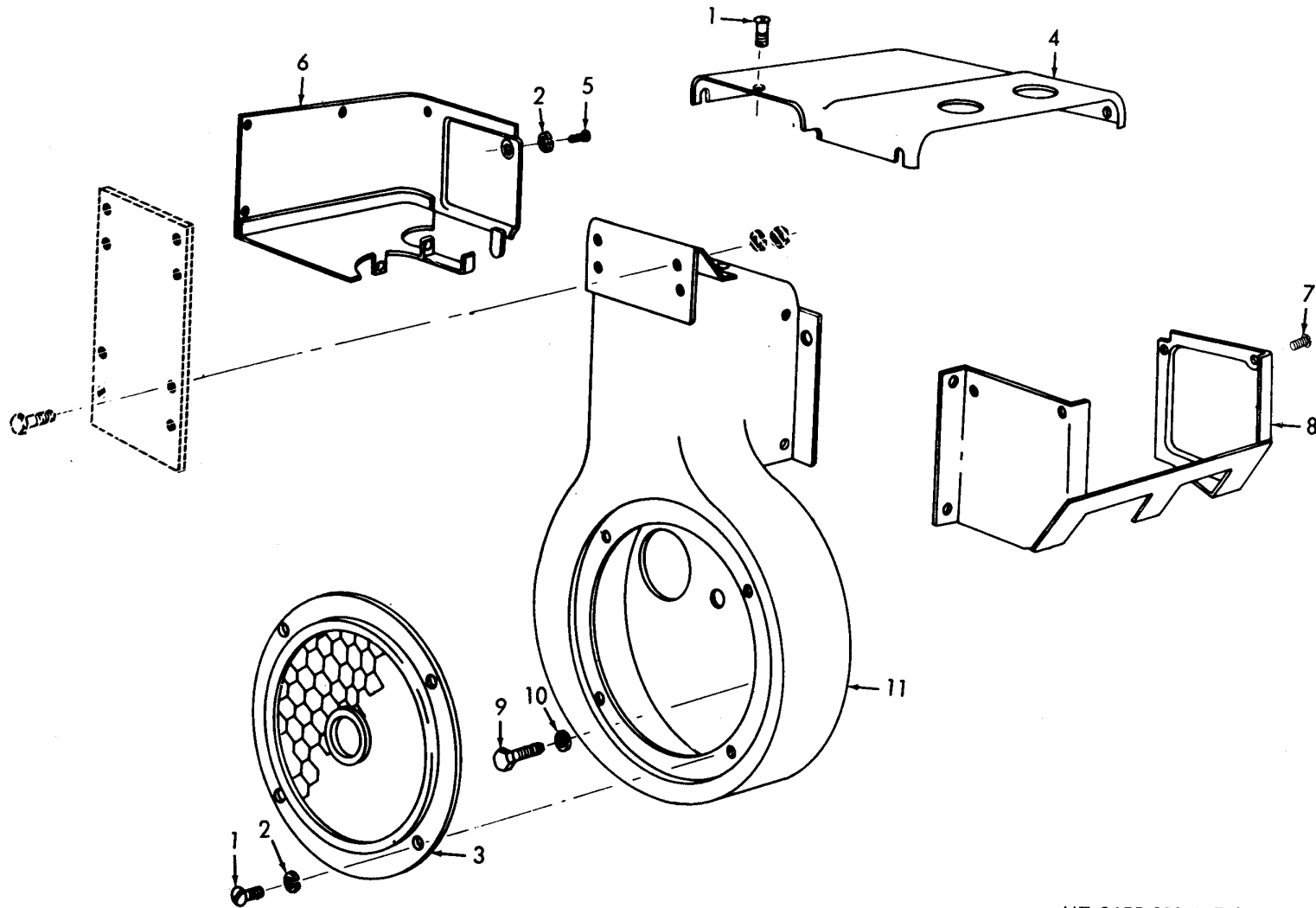
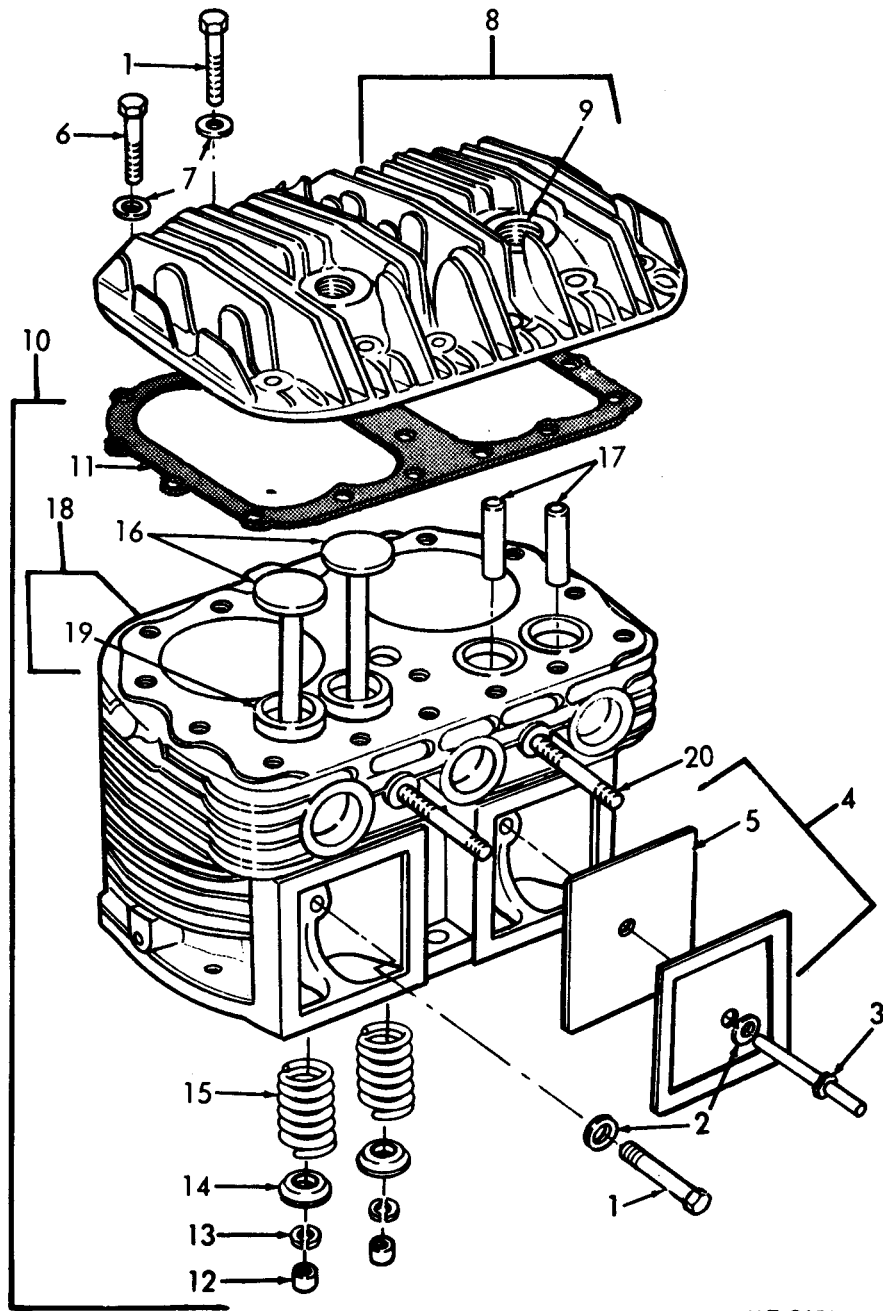


Figure 19. Gasoline Engine Mounting Components



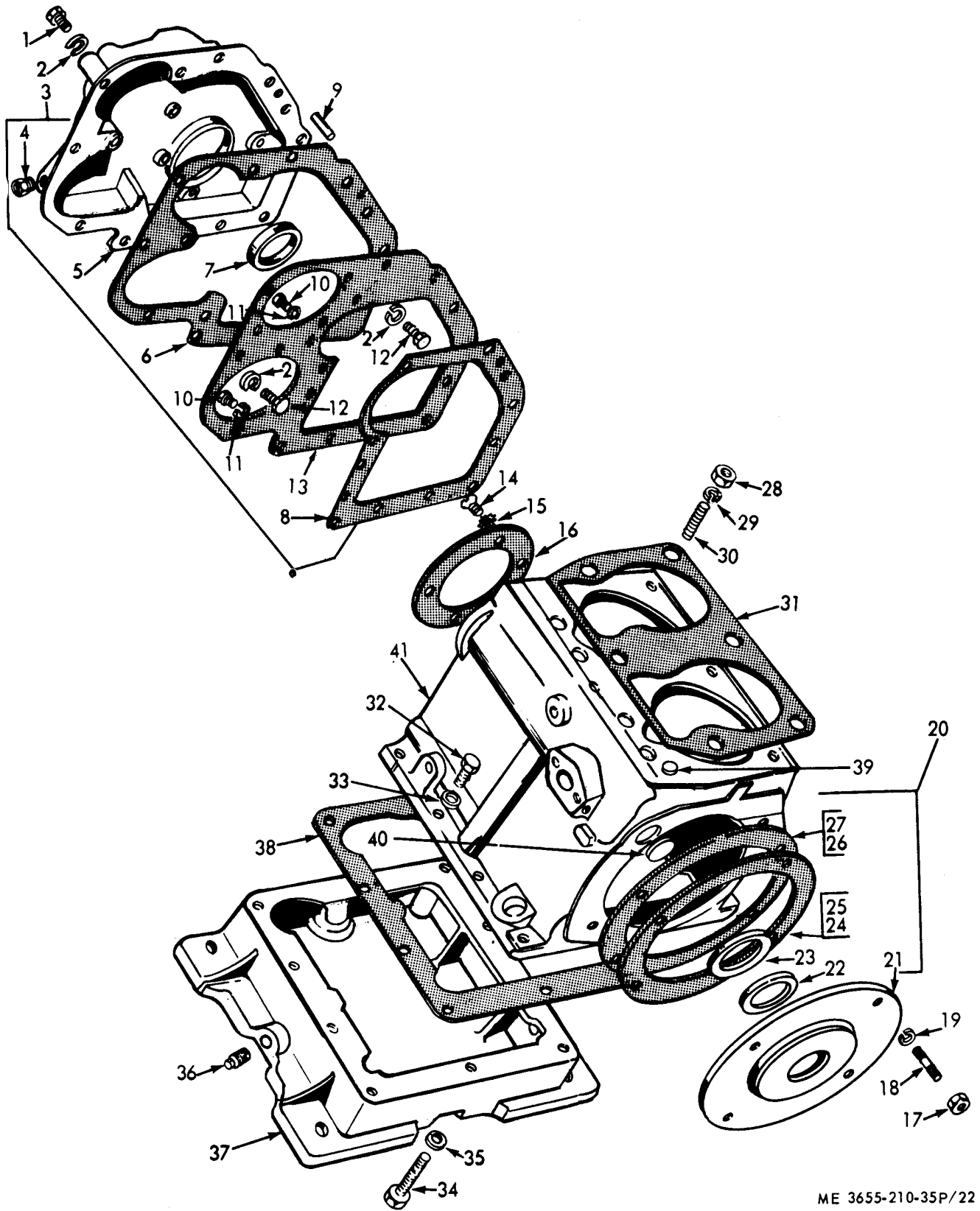
ME 3655-210-35P/20

Figure 20. Engine Shrouds



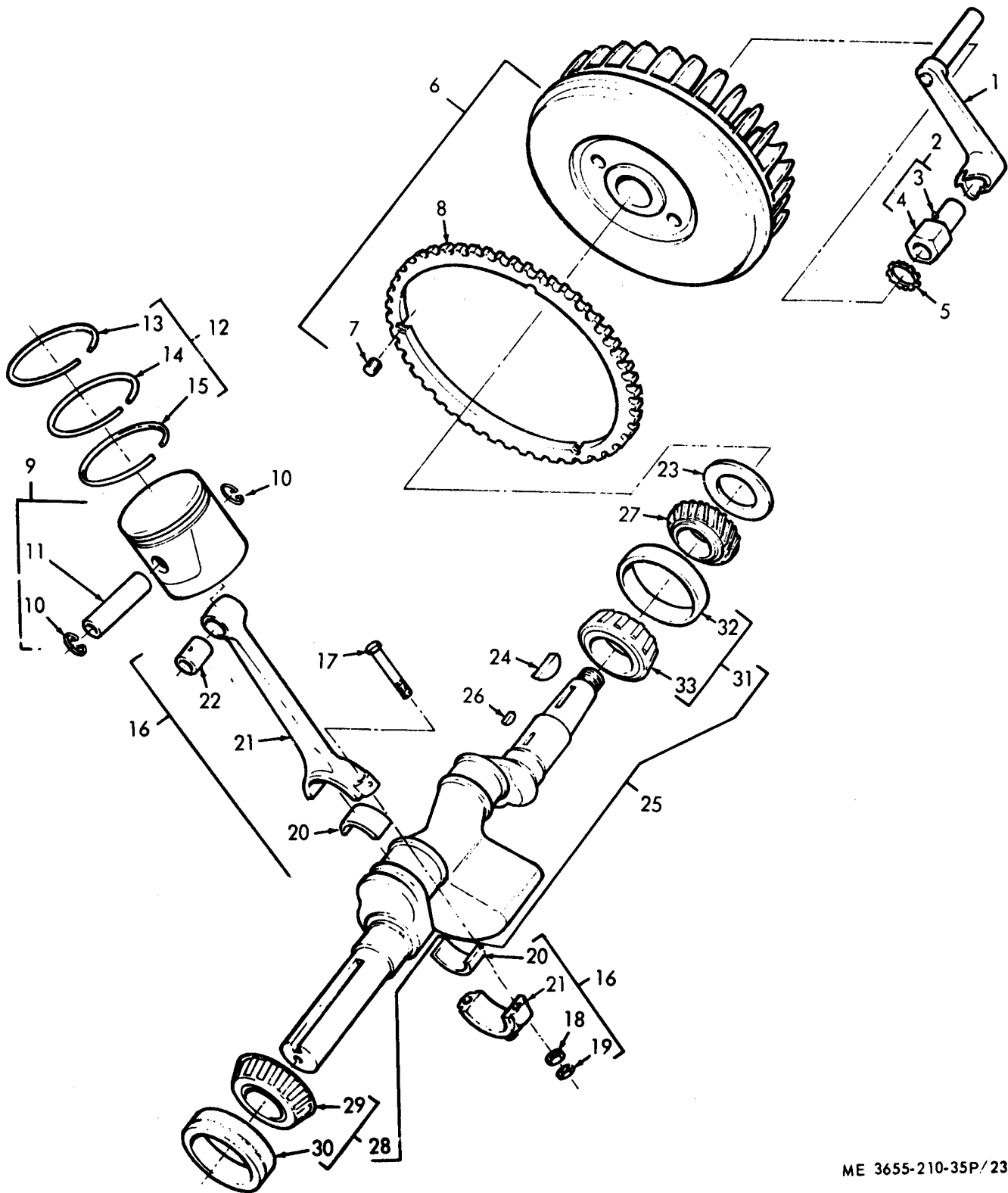
ME 3655-210-35P/21

Figure 21. Cylinder Block



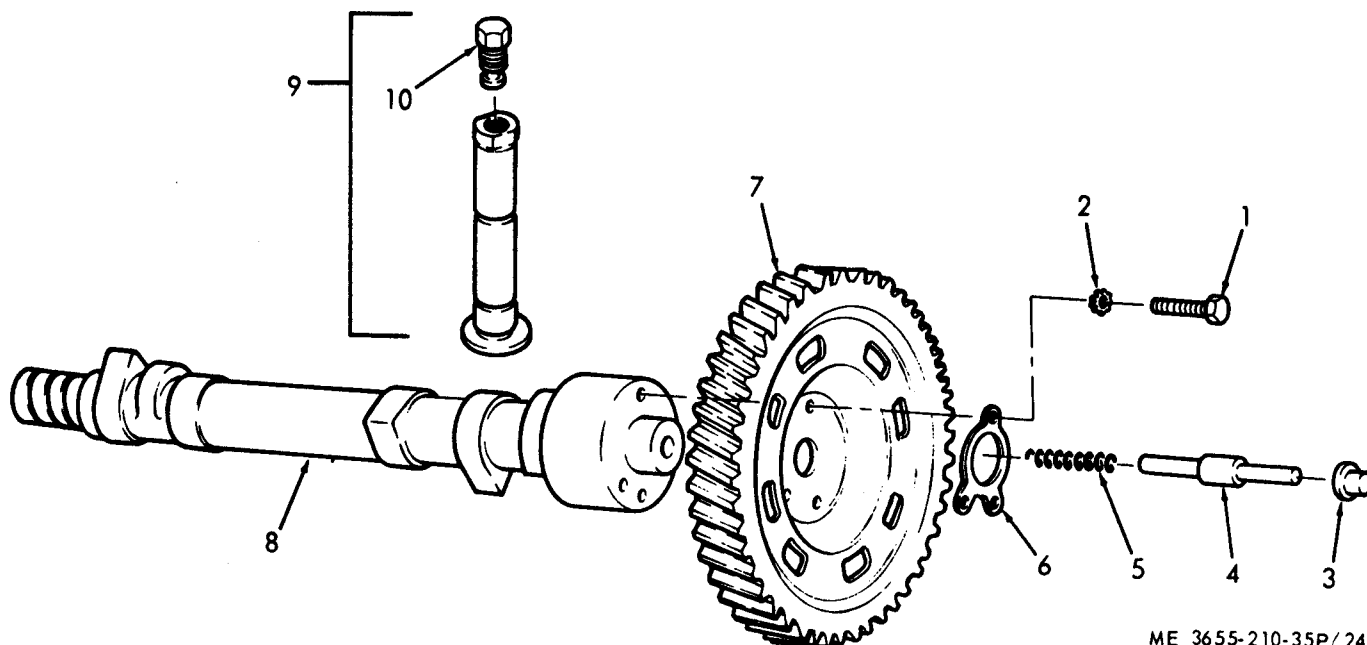
ME 3655-210-35P/22

Figure 22. Crankcase, Gear Cover and Base



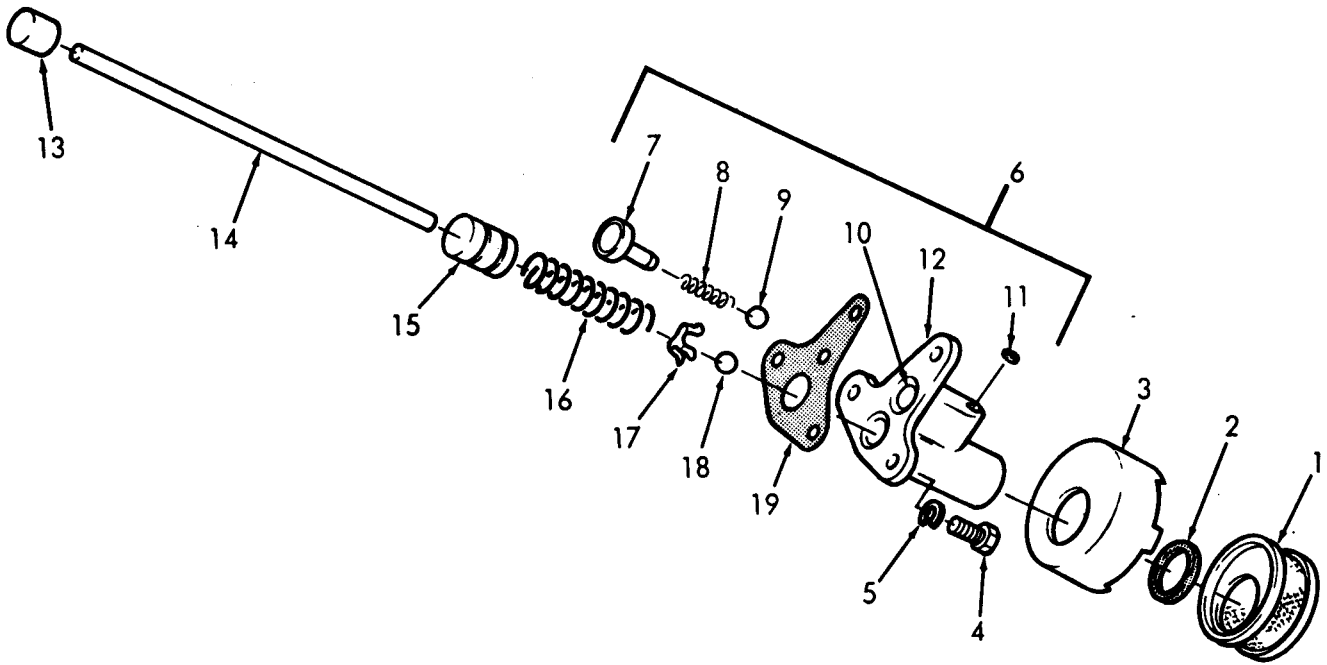
ME 3655-210-35P/23

Figure 23. Crankshaft, Piston and Connecting Rods



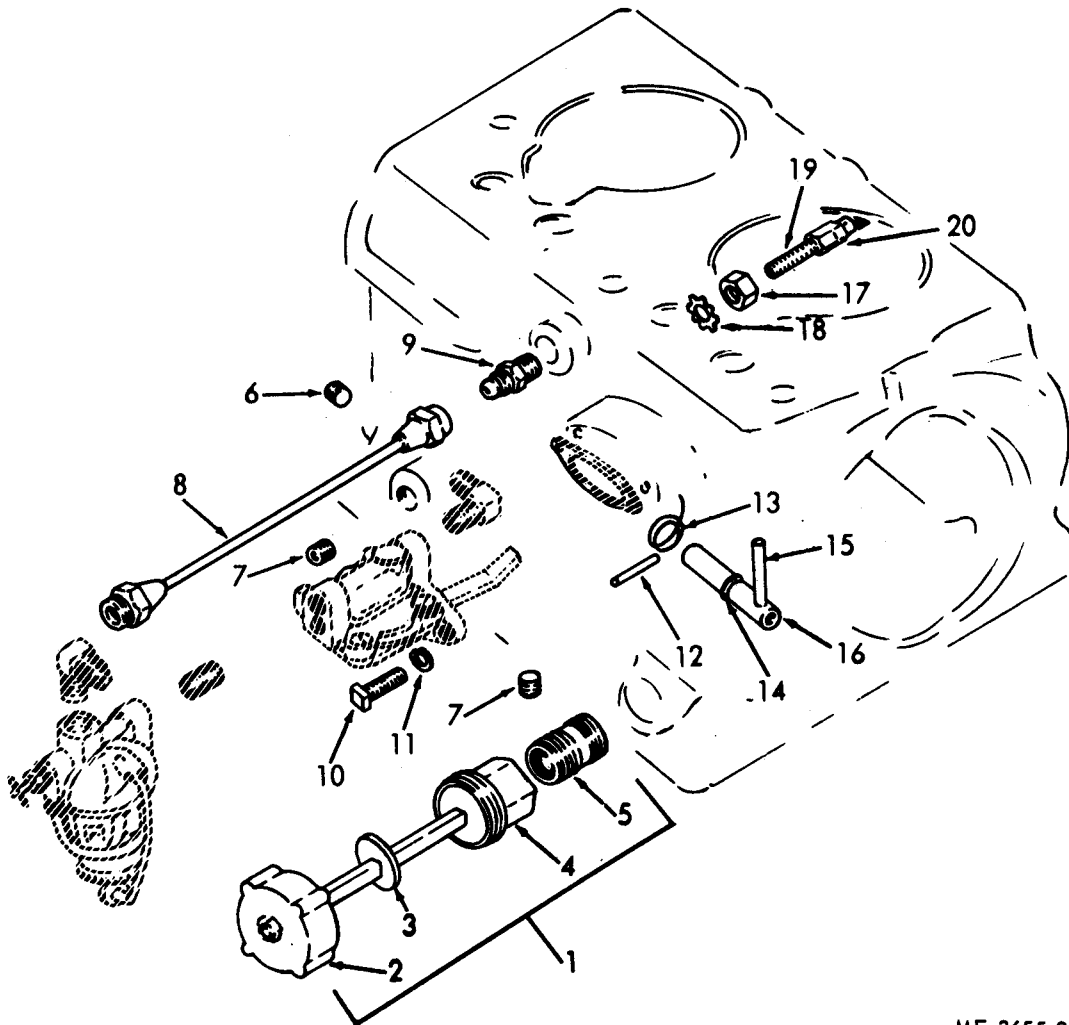
ME 3655-210-35P/24

Figure 24. Camshaft and Valve Tappets



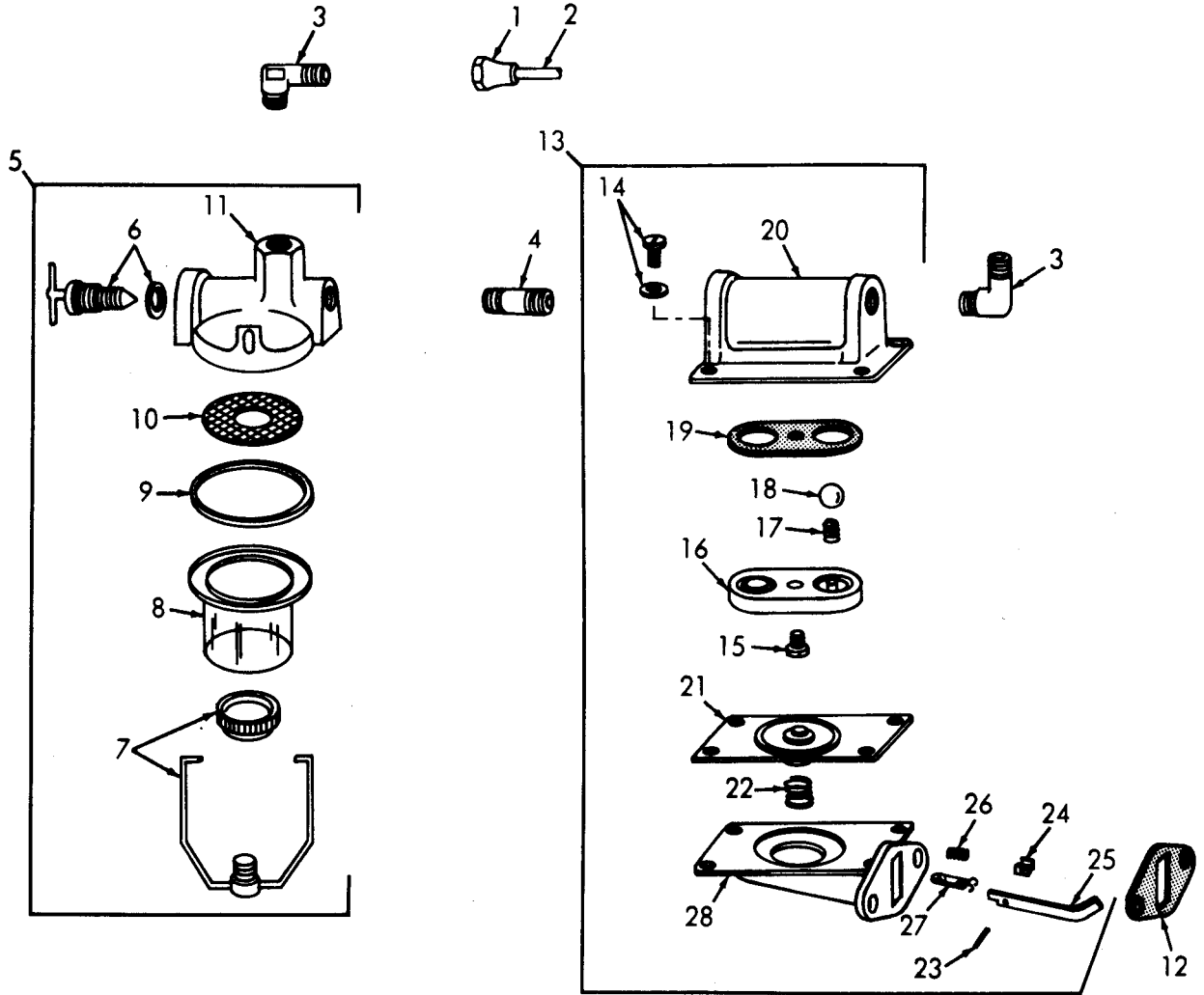
ME 3655-210-35P/25

Figure 25. Oil Pump and Strainer



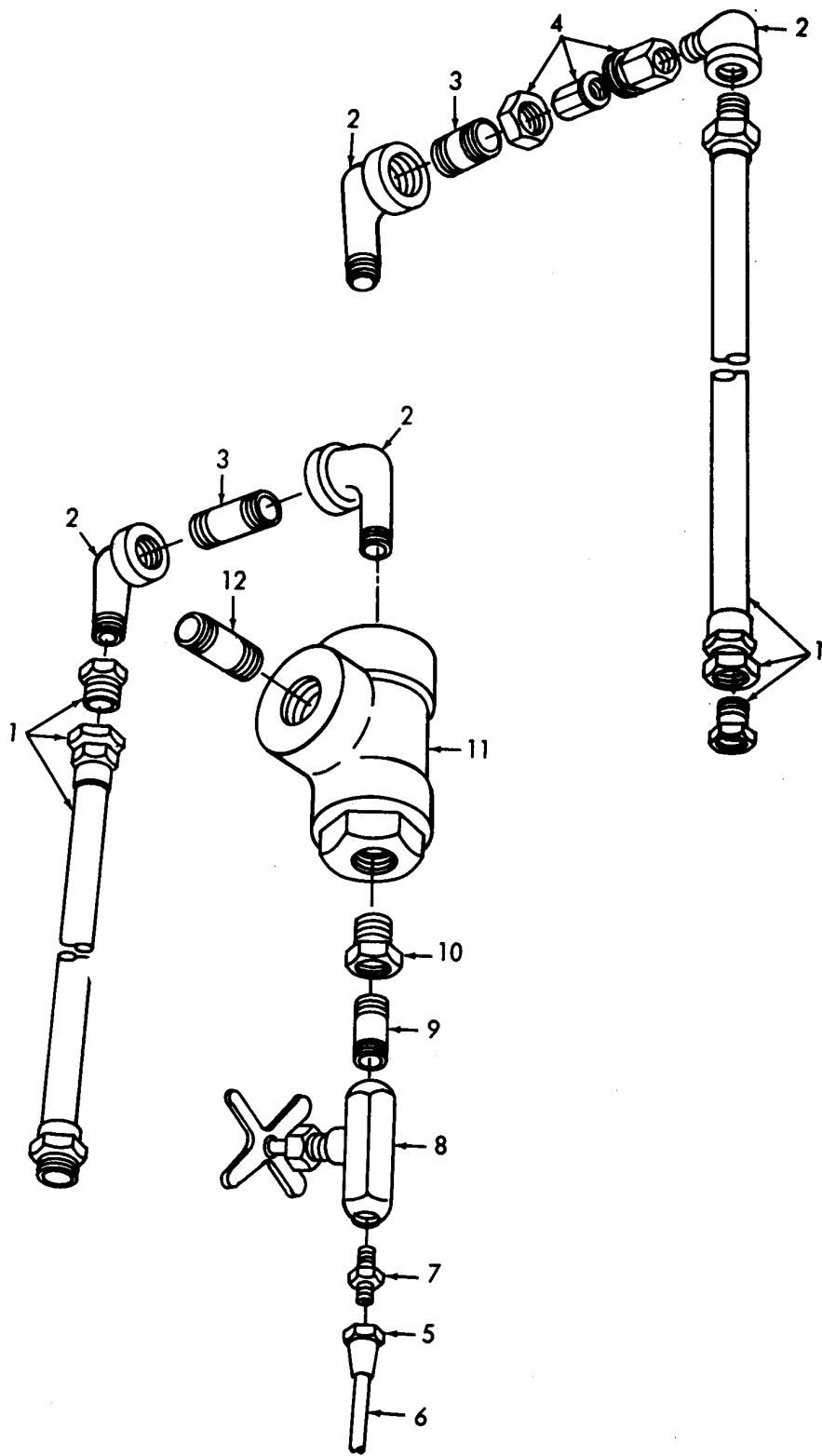
ME 3655-210-35P/26

Figure 26. Oil Filter and Gage



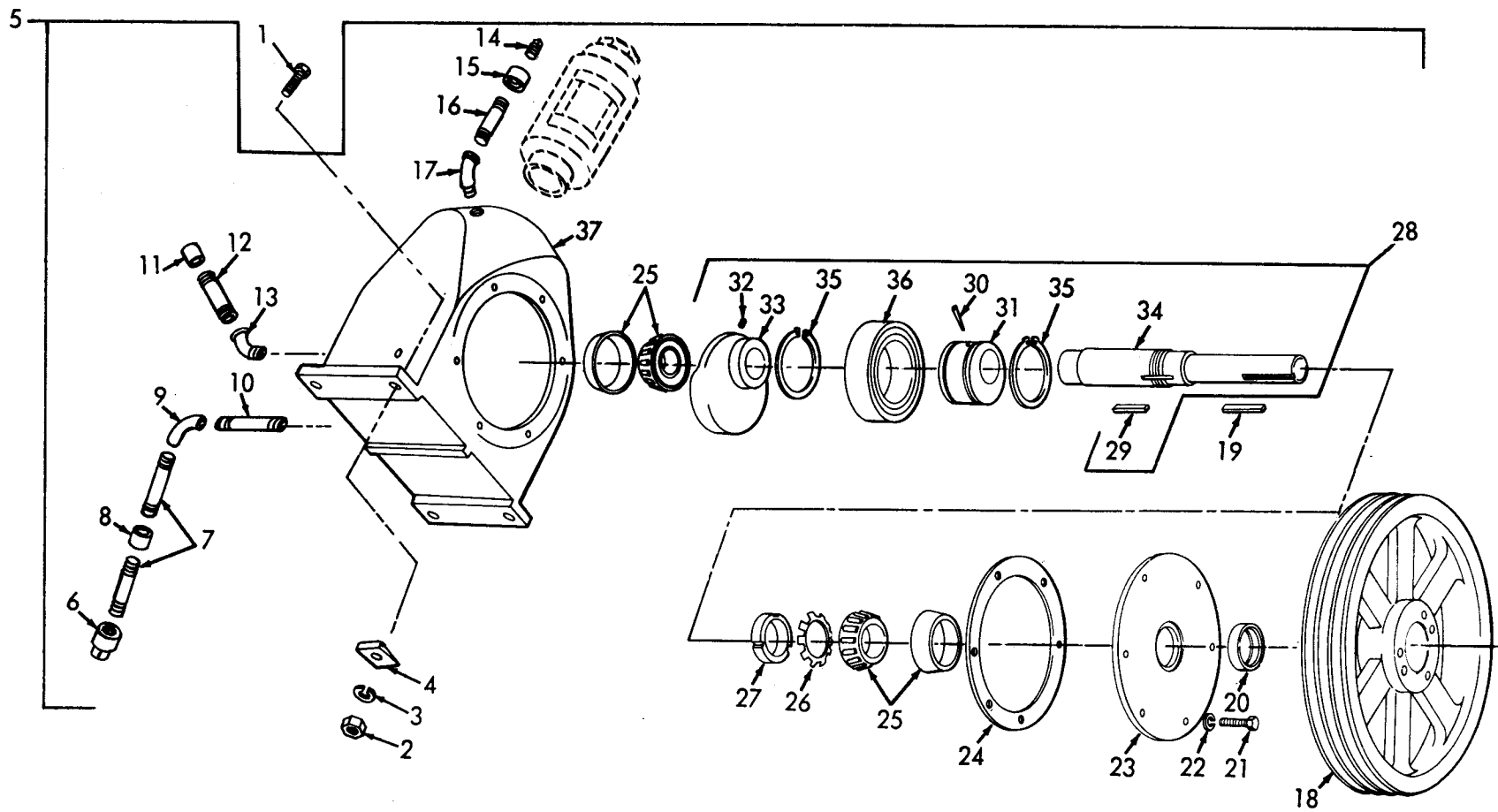
ME 3655-210-35P/27

Figure 27. Fuel Pump and Fuel Strainer



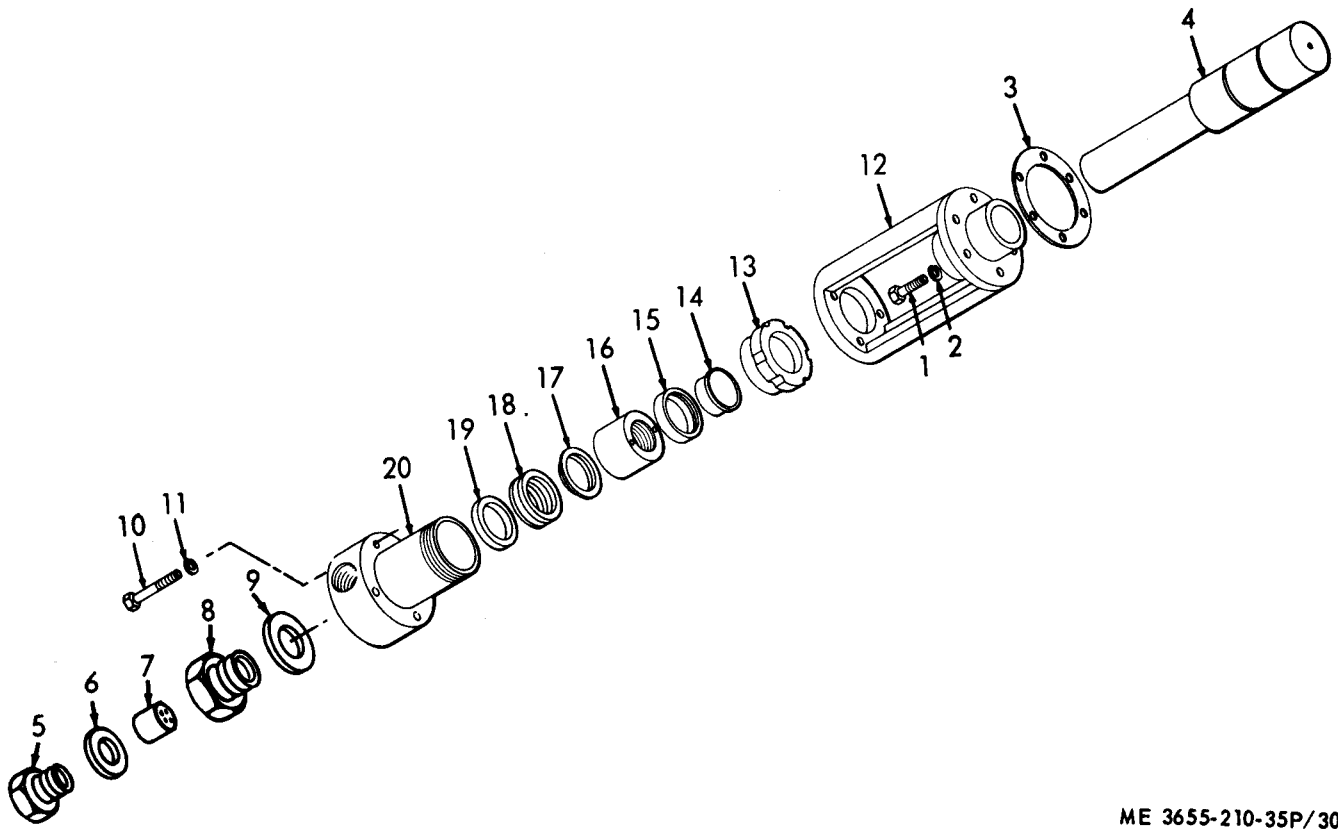
ME 3655-210-35P/28

Figure 28. Compressor Sediment Strainer



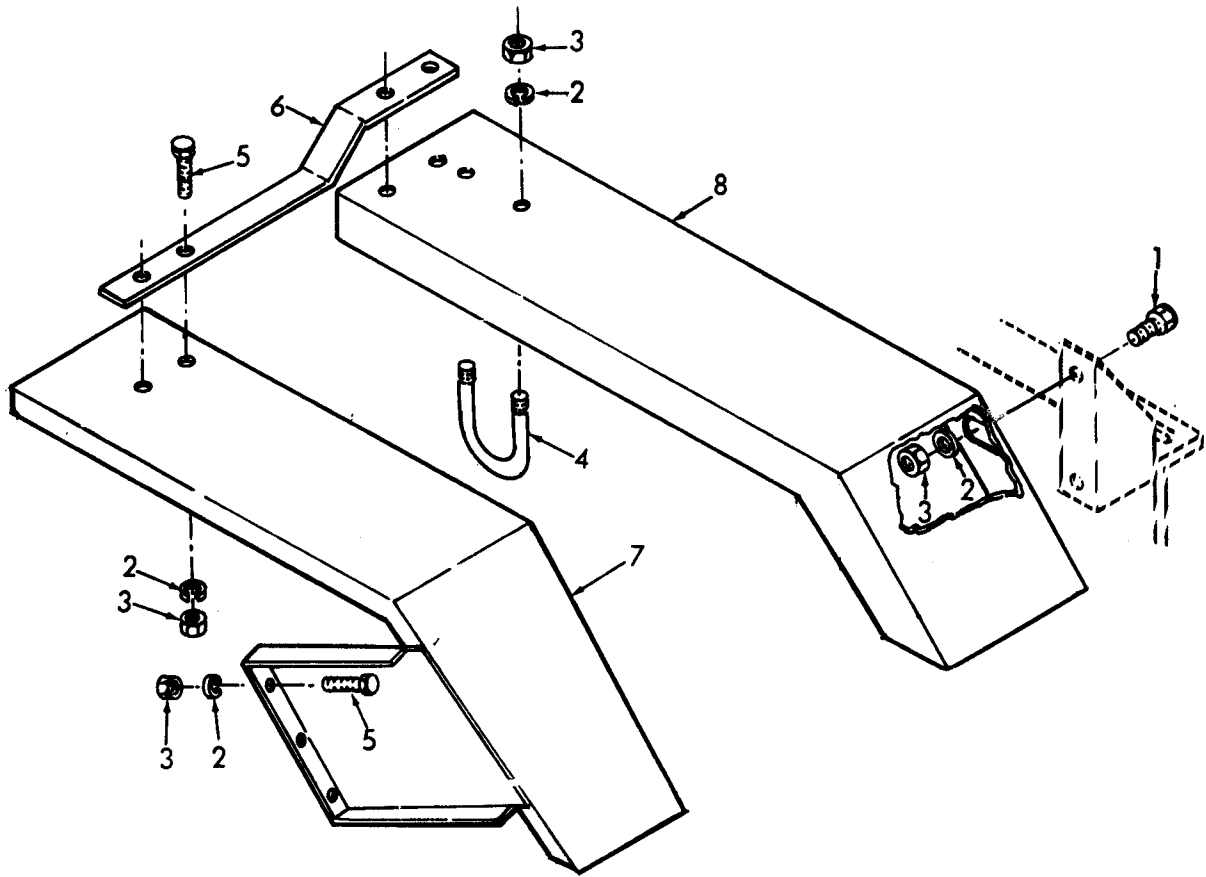
ME 3655-210-35P/29

Figure 29. Cylinder Filling Compressor



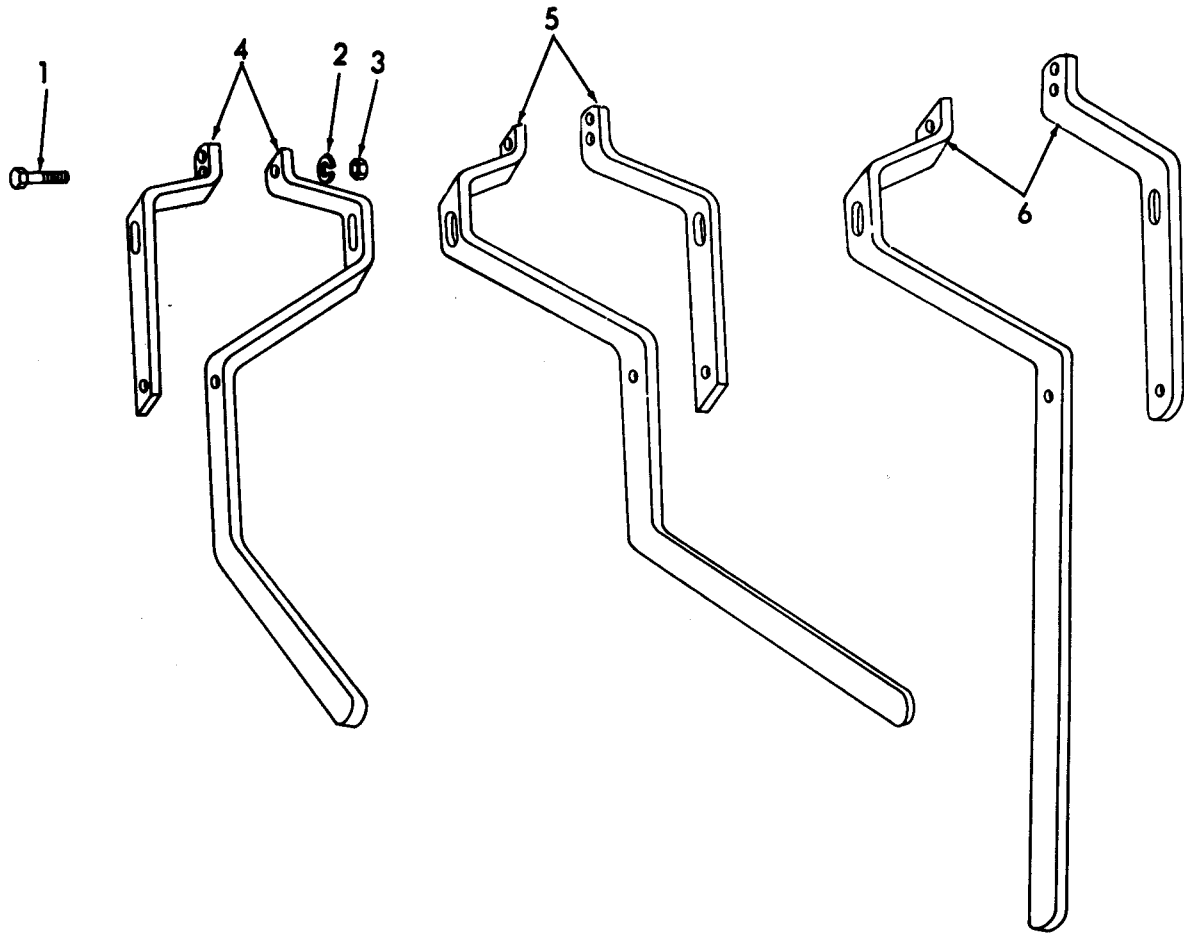
ME 3655-210-35P/30

Figure 30. Compressor Valve



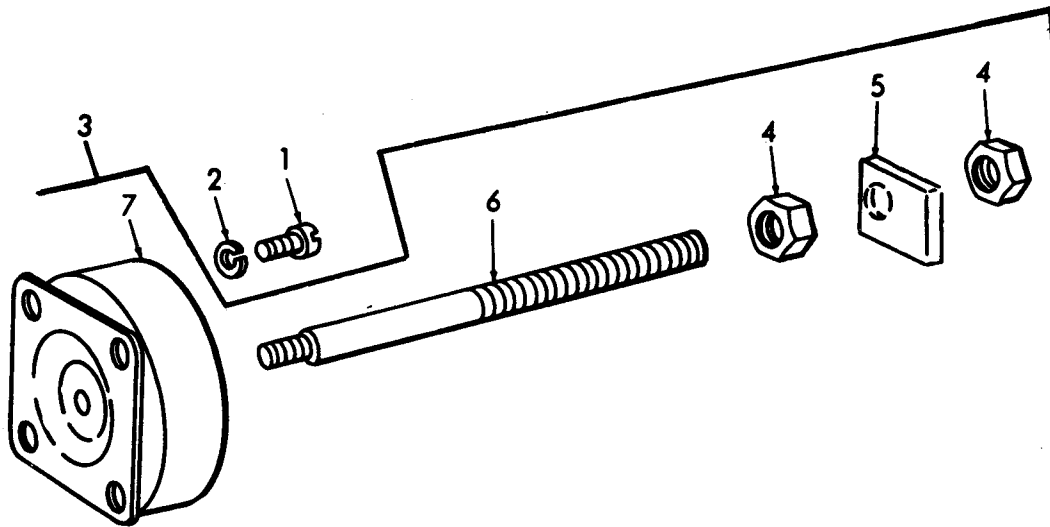
ME 3655-210-35P/31

Figure 31. Drive Shaft Belt Guards



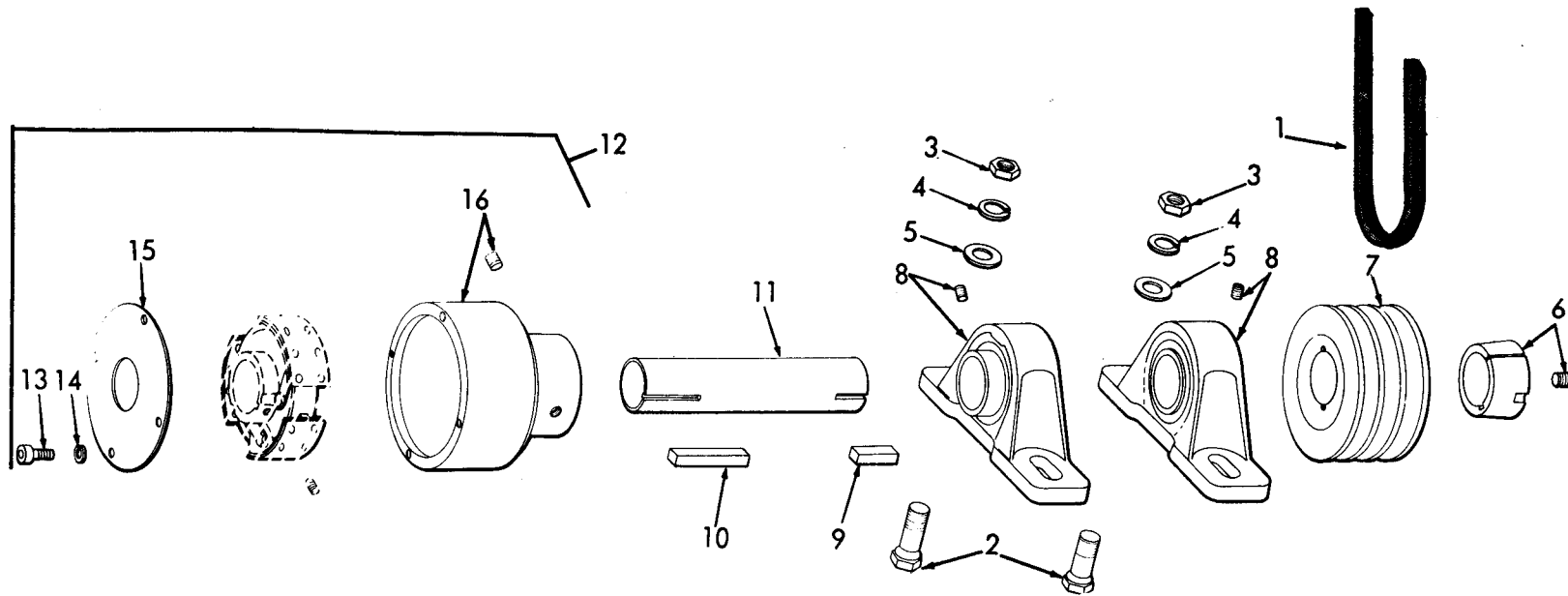
ME 3655-210-35P/32

Figure 32. Clutch Shifters



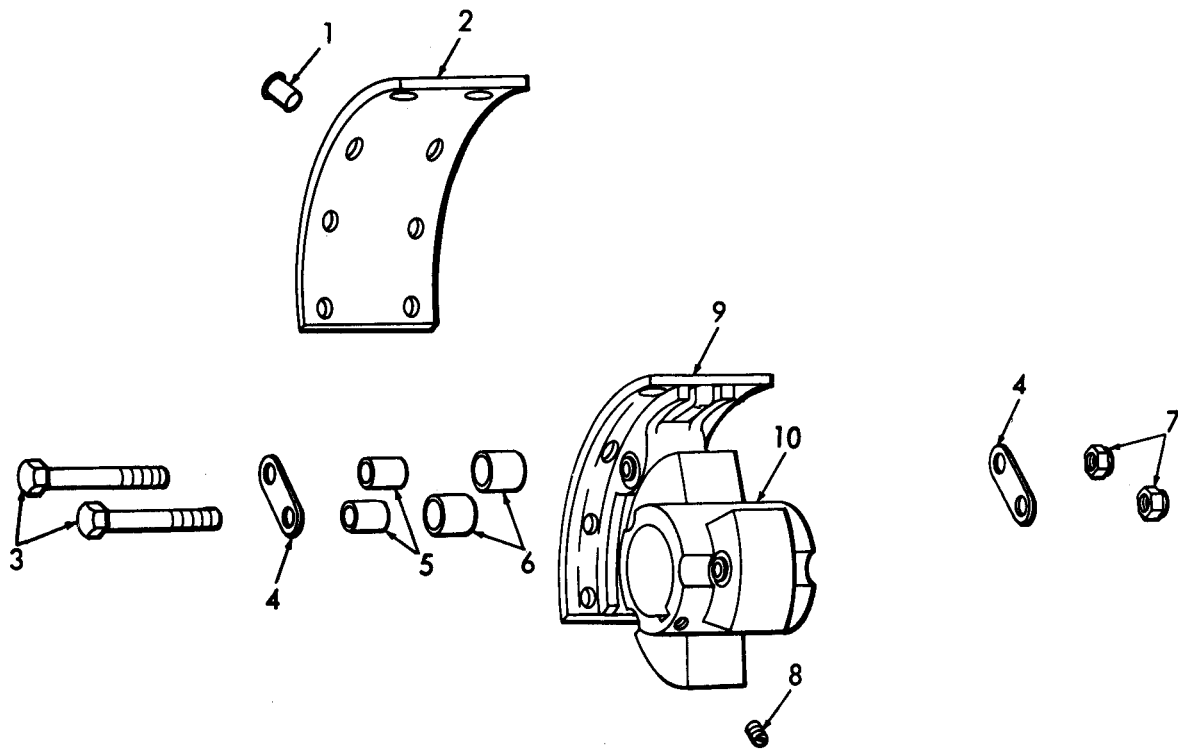
ME 3655-210-35P/33

Figure 33. Belt Tightener



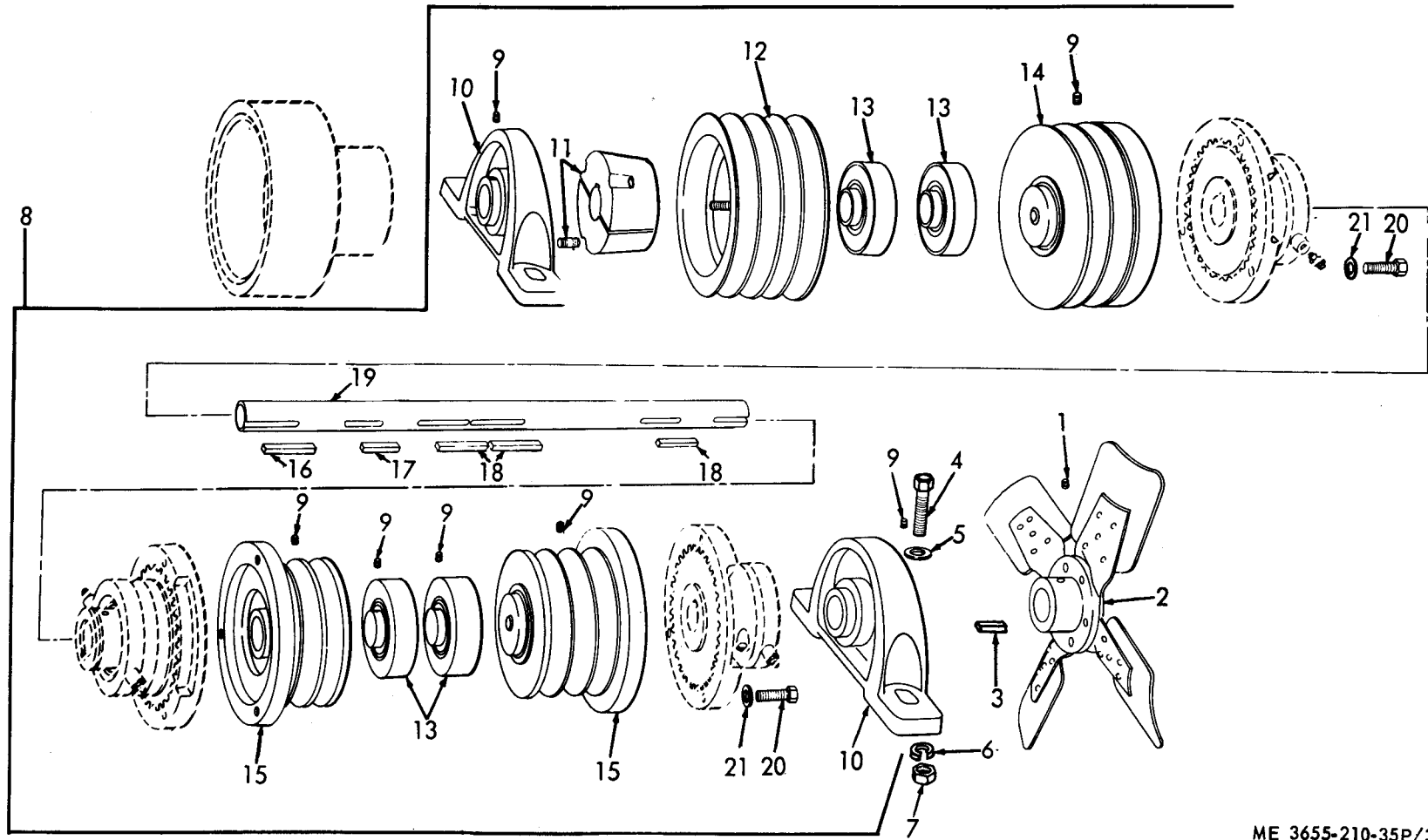
ME 3655-210-35P/34

Figure 34. Engine Drive Shaft and Clutch



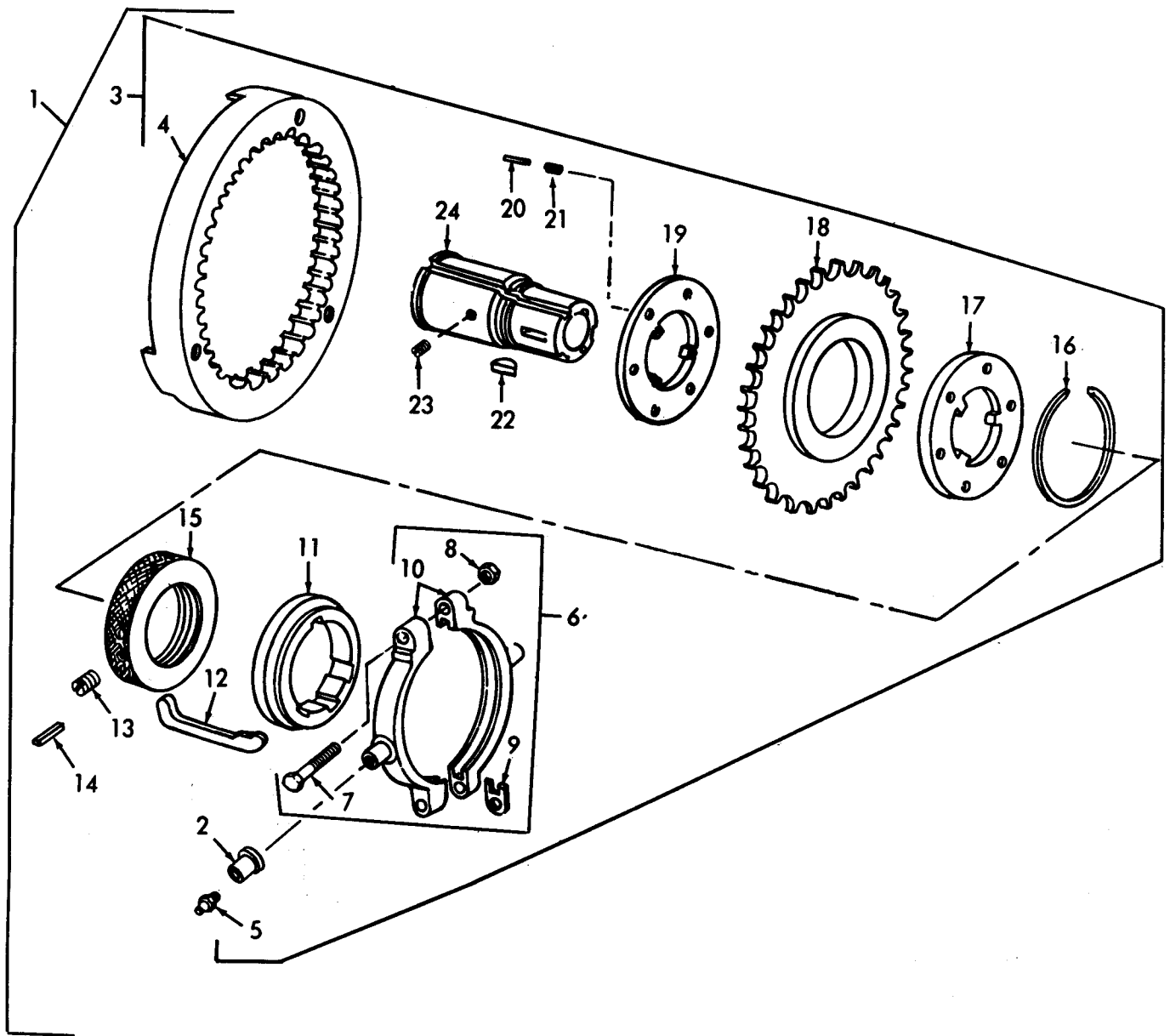
ME 3655-210-35P/35

Figure 35. Friction Clutch Hub and Lining



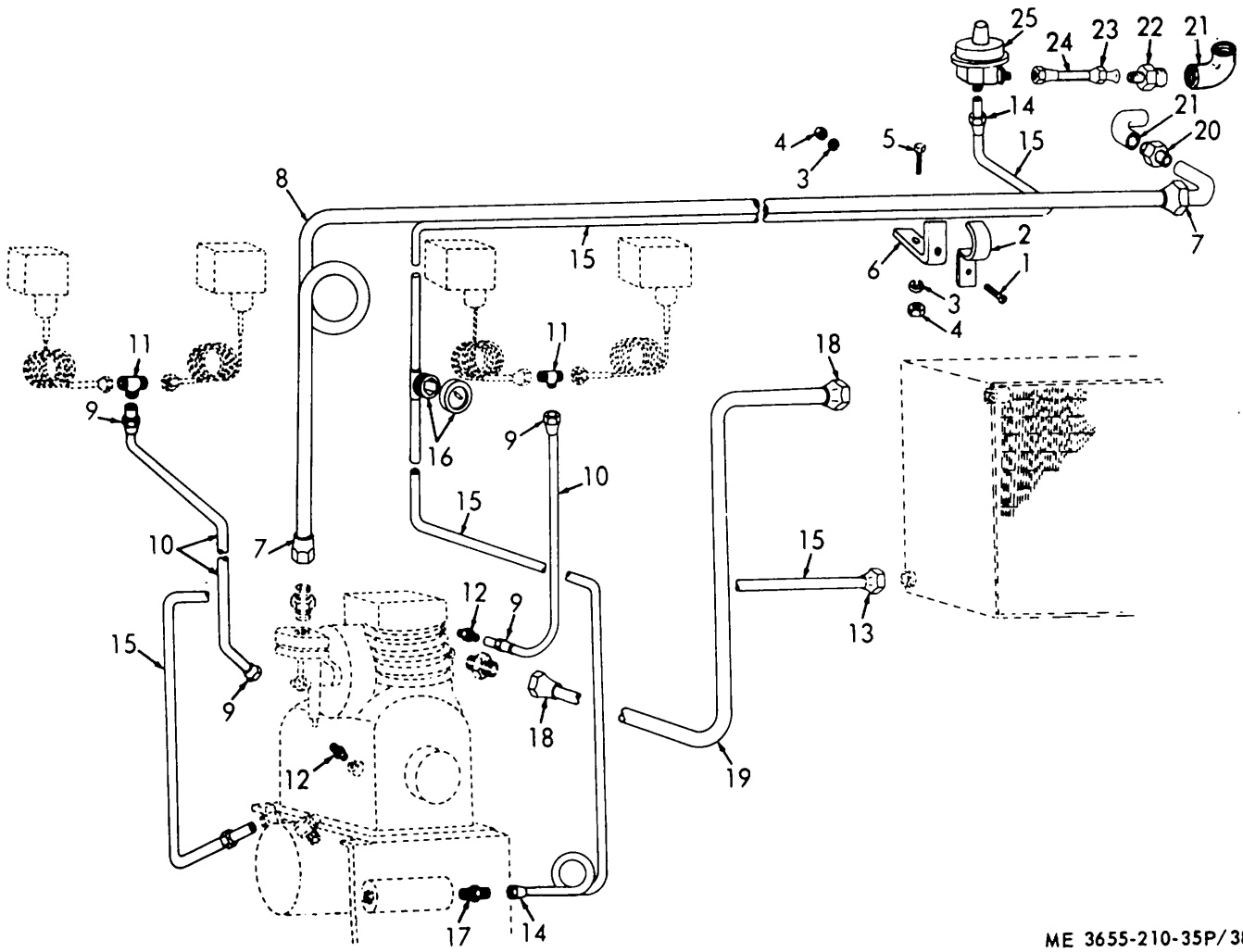
ME 3655-210-35P/36

Figure 36. Countershaft and Fan



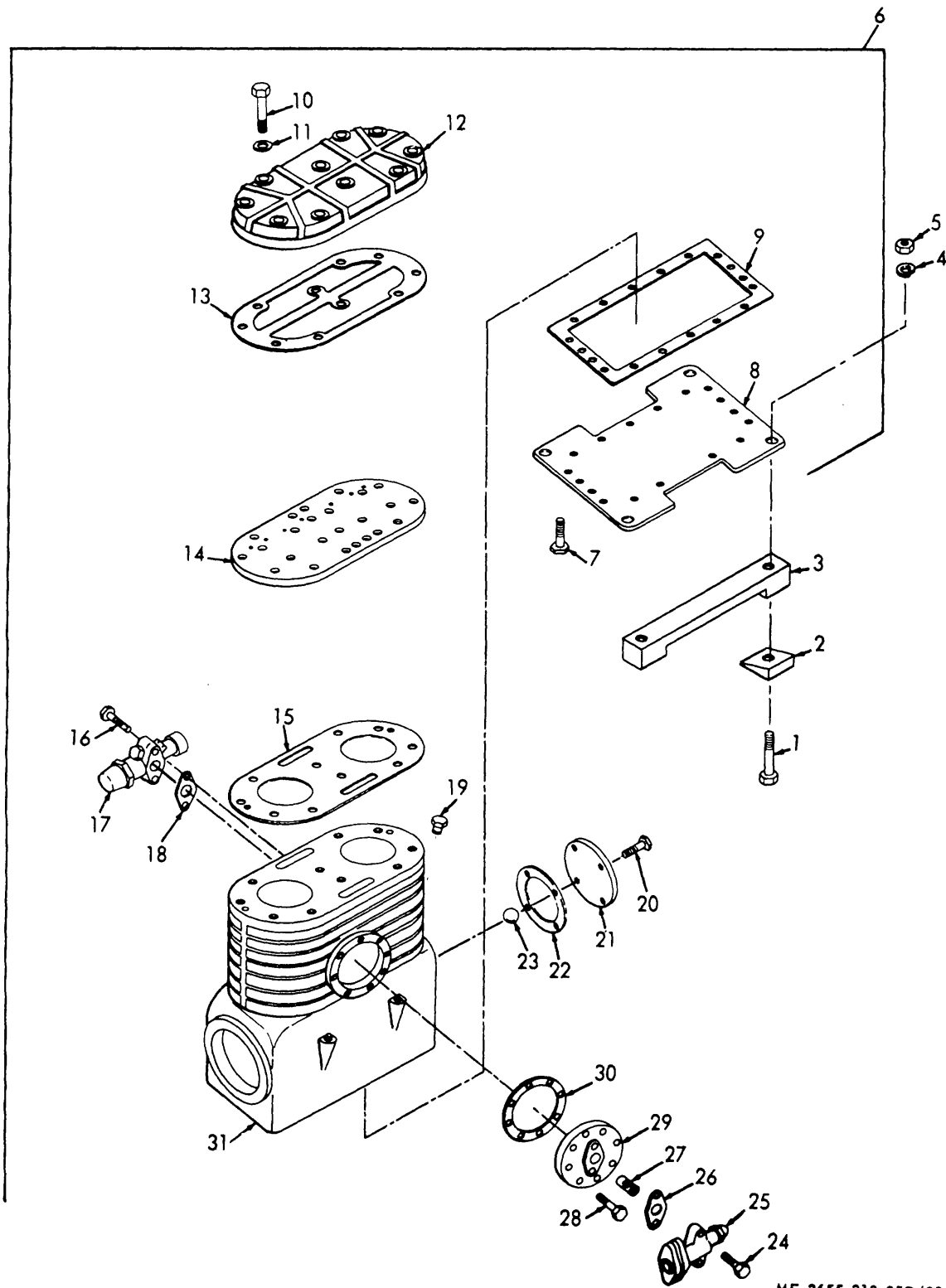
ME 3655-210-35P/37

Figure 37. Shifter Clutch



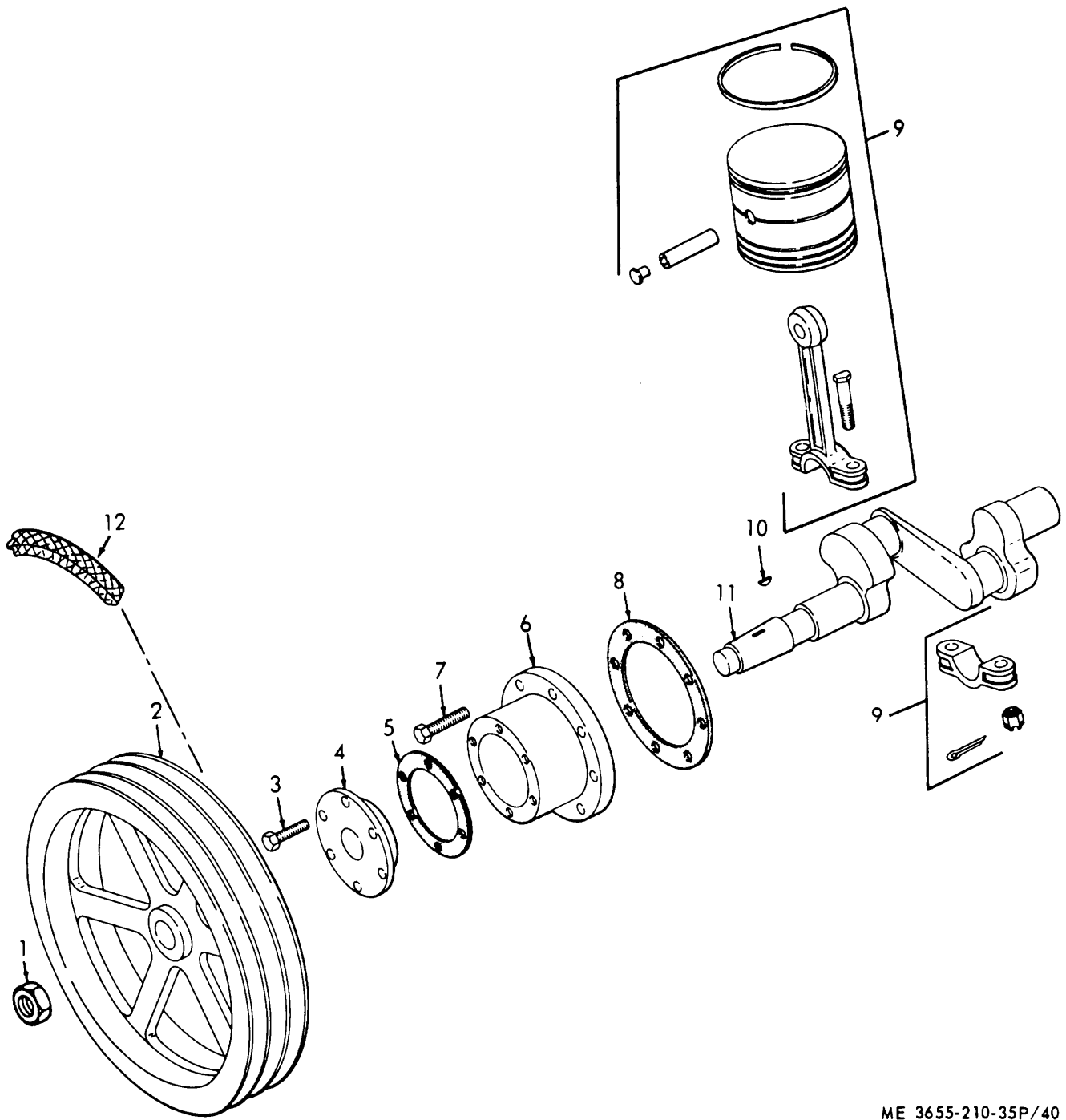
ME 3655-210-35P/38

Figure 38. Refrigerant Tubing, Valves and Fittings.



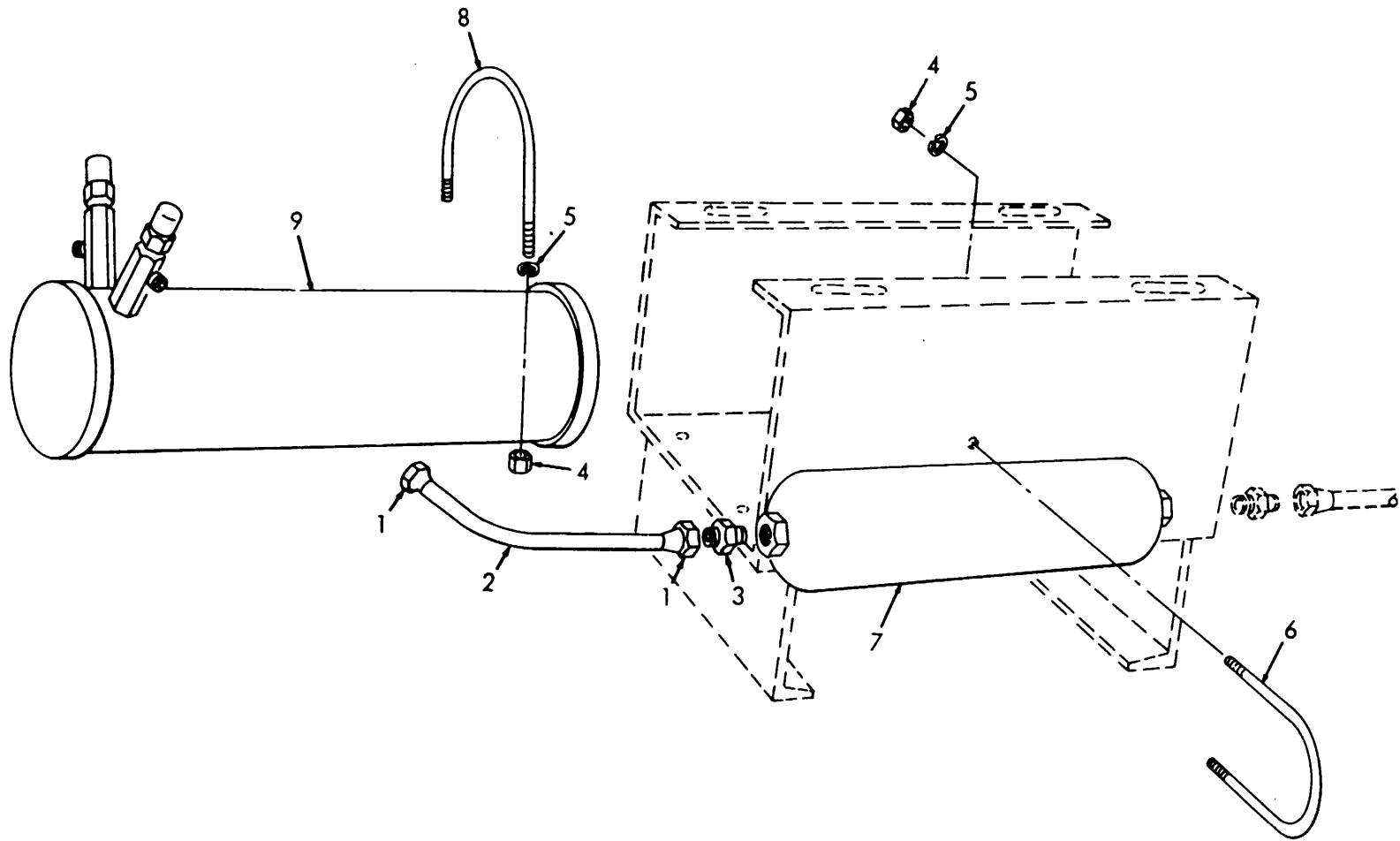
ME 3655-210-35P/39

Figure 39. Refrigerant Compressor.



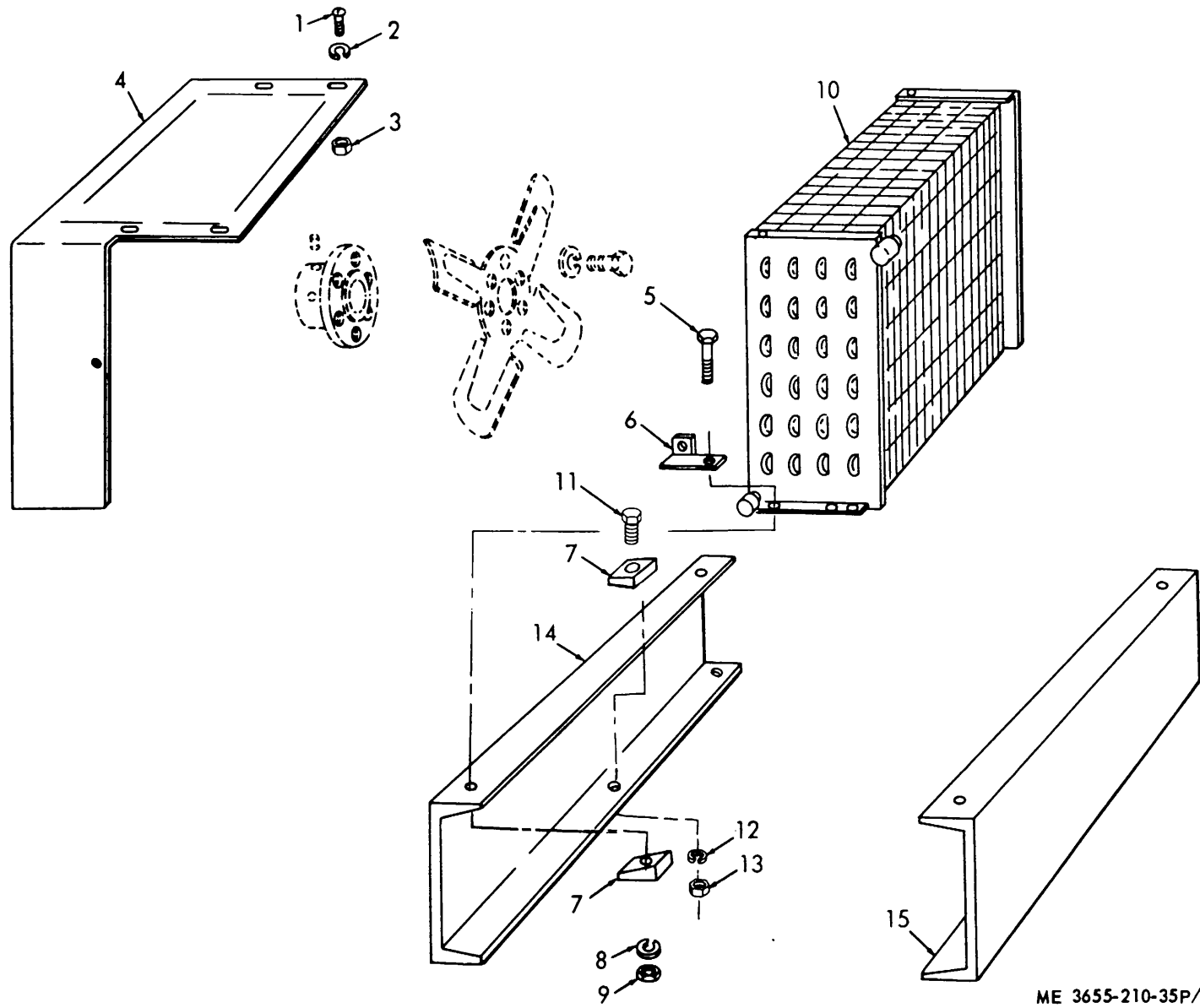
ME 3655-210-35P/40

Figure 40. Compressor Drive Components.



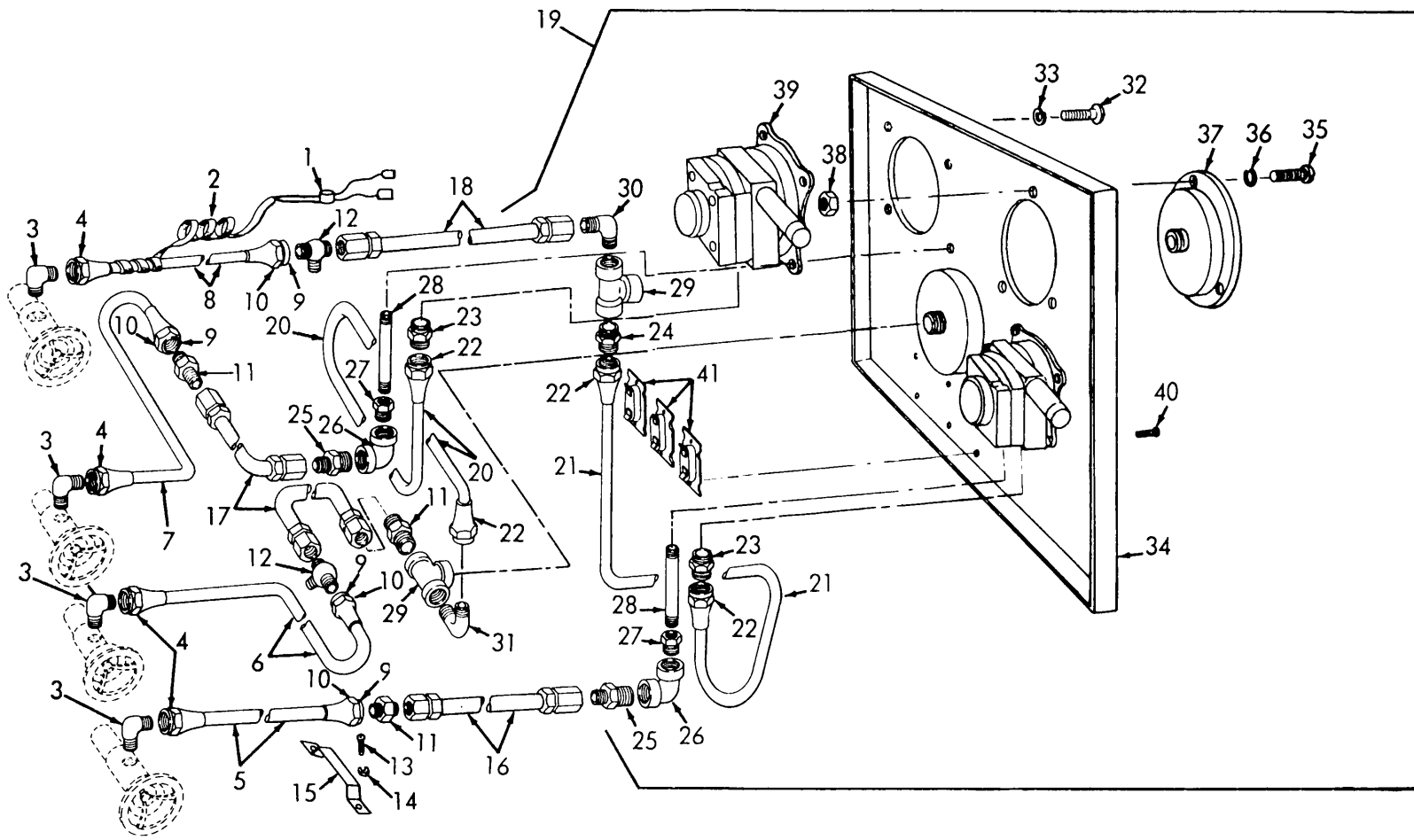
ME 3655-210-35P/41

Figure 41. Refrigerant Receiving Tank and Dehydrator.



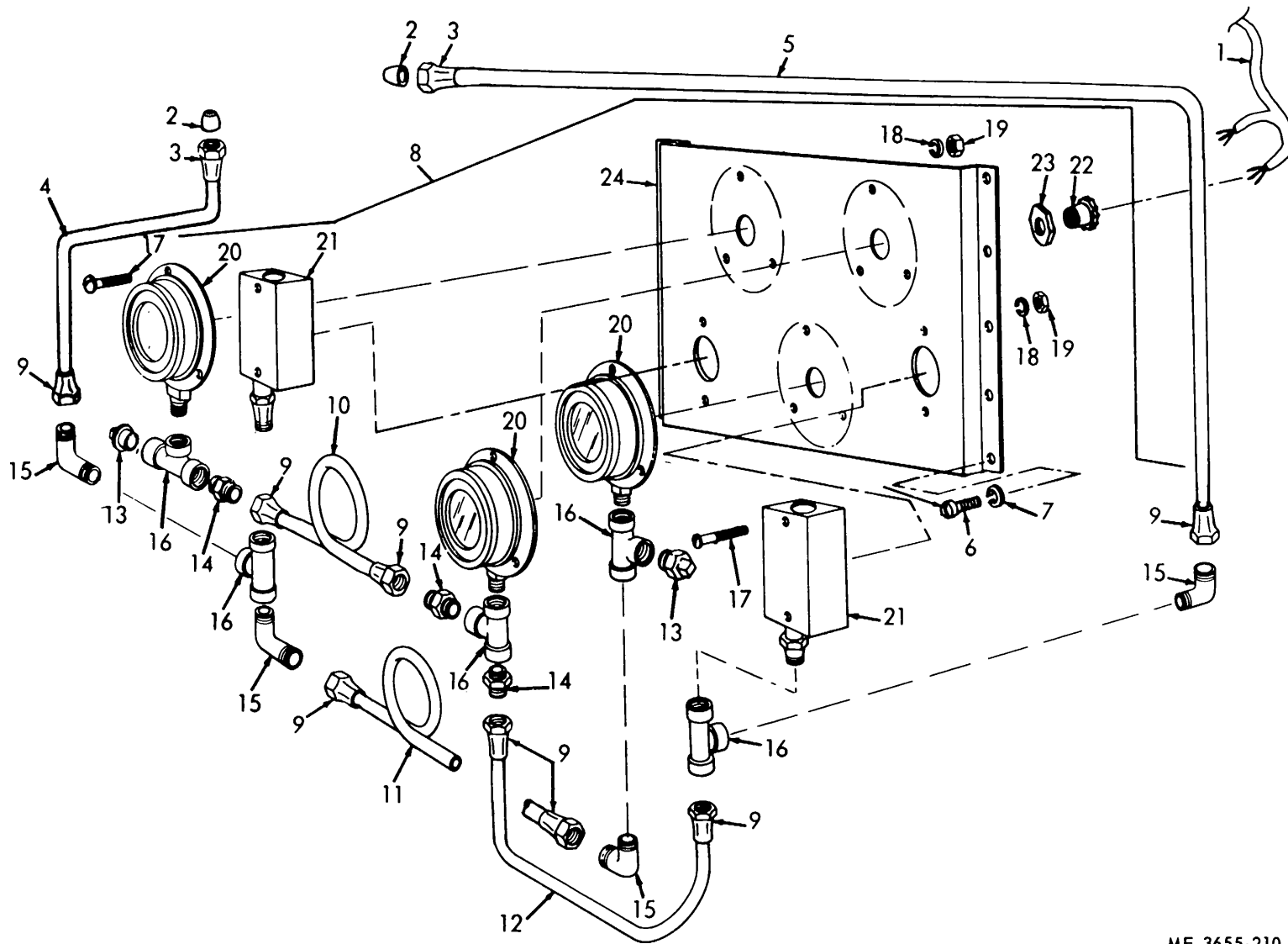
ME 3655-210-35P/42

Figure 42. Refrigerant Condenser.



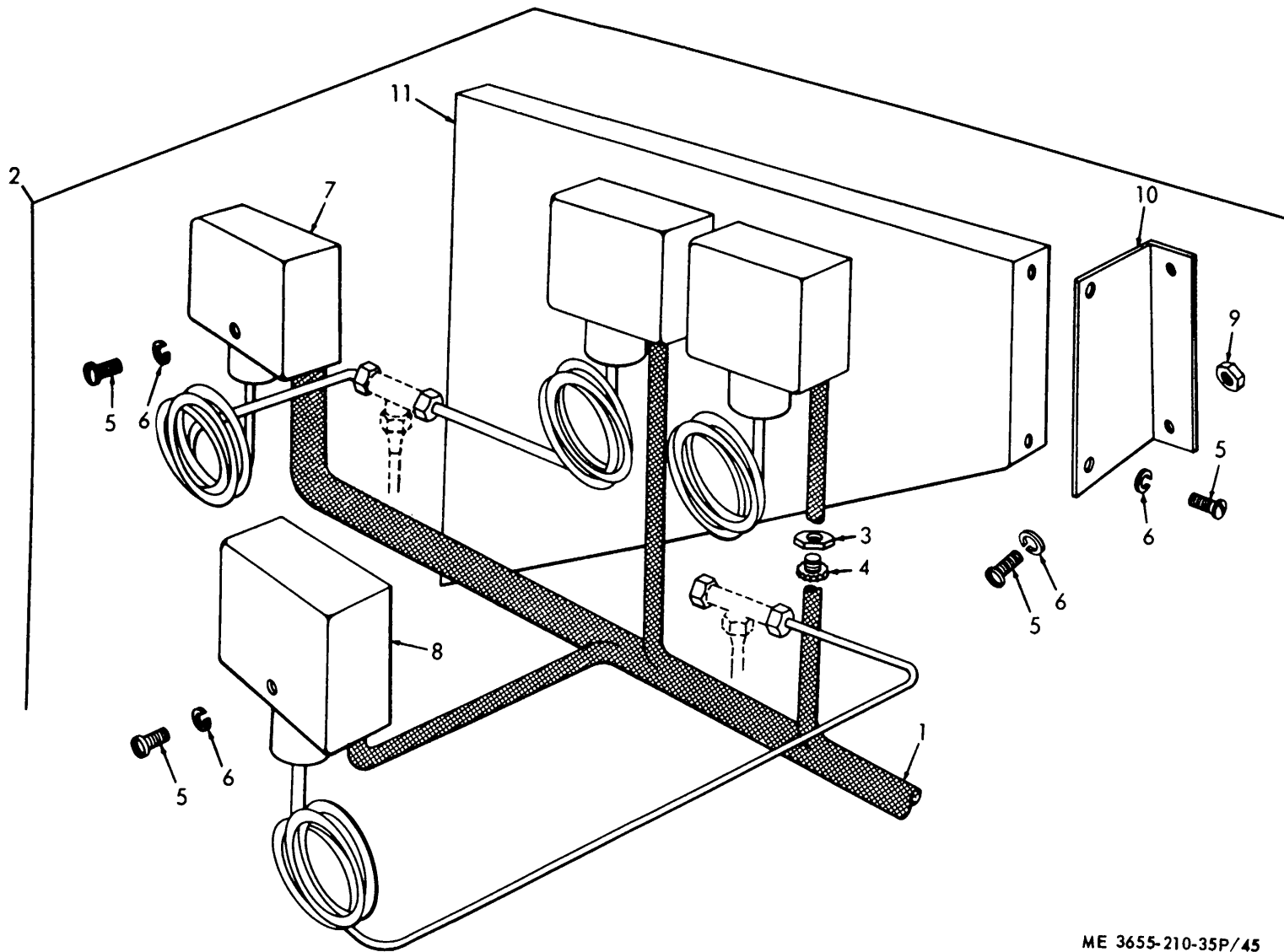
ME 3655-210-35P/43

Figure 43. Liquid Quantity Gage Panel and Lines.



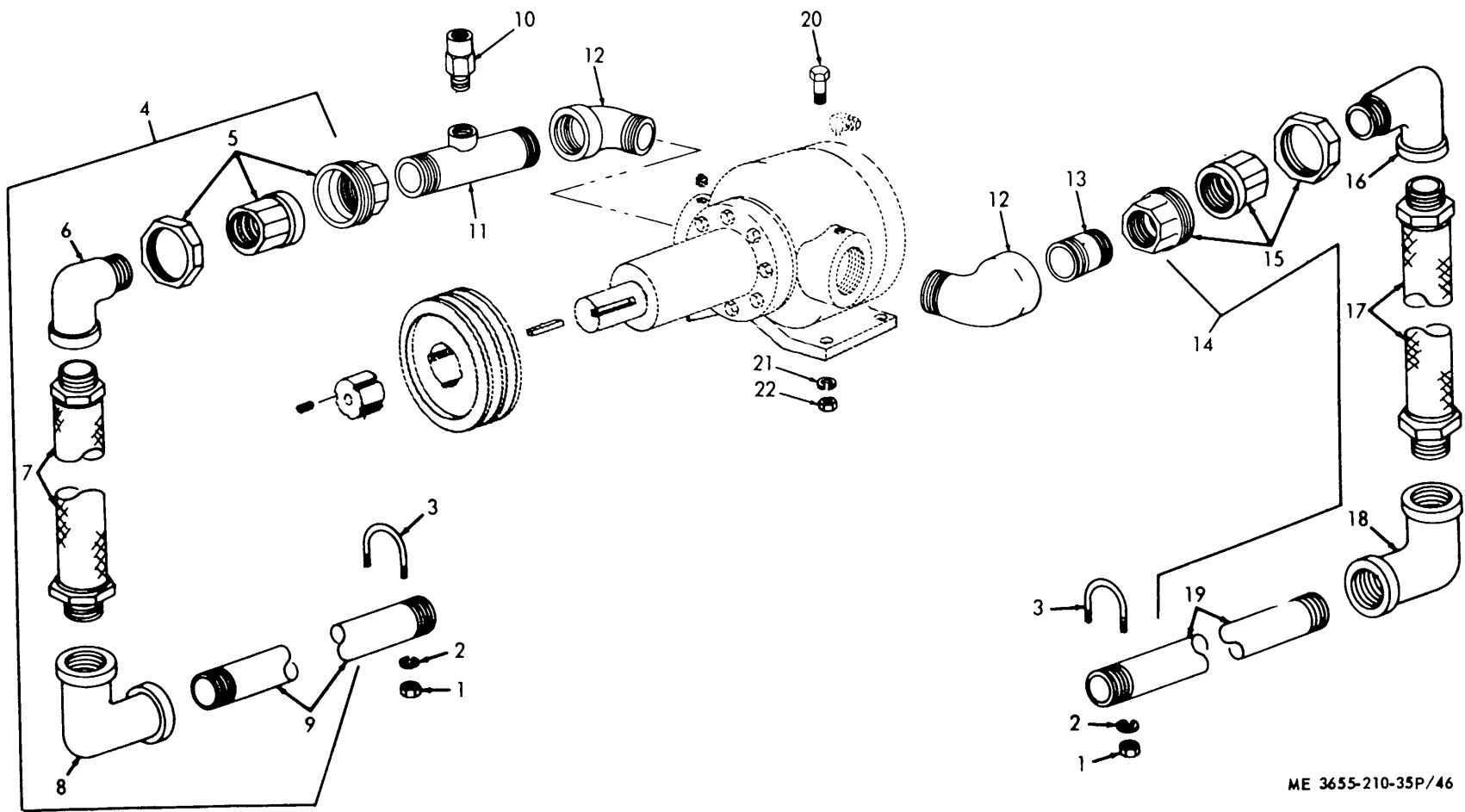
ME 3655-210-35P/44

Figure 44. Tank Pressure Control Panel.



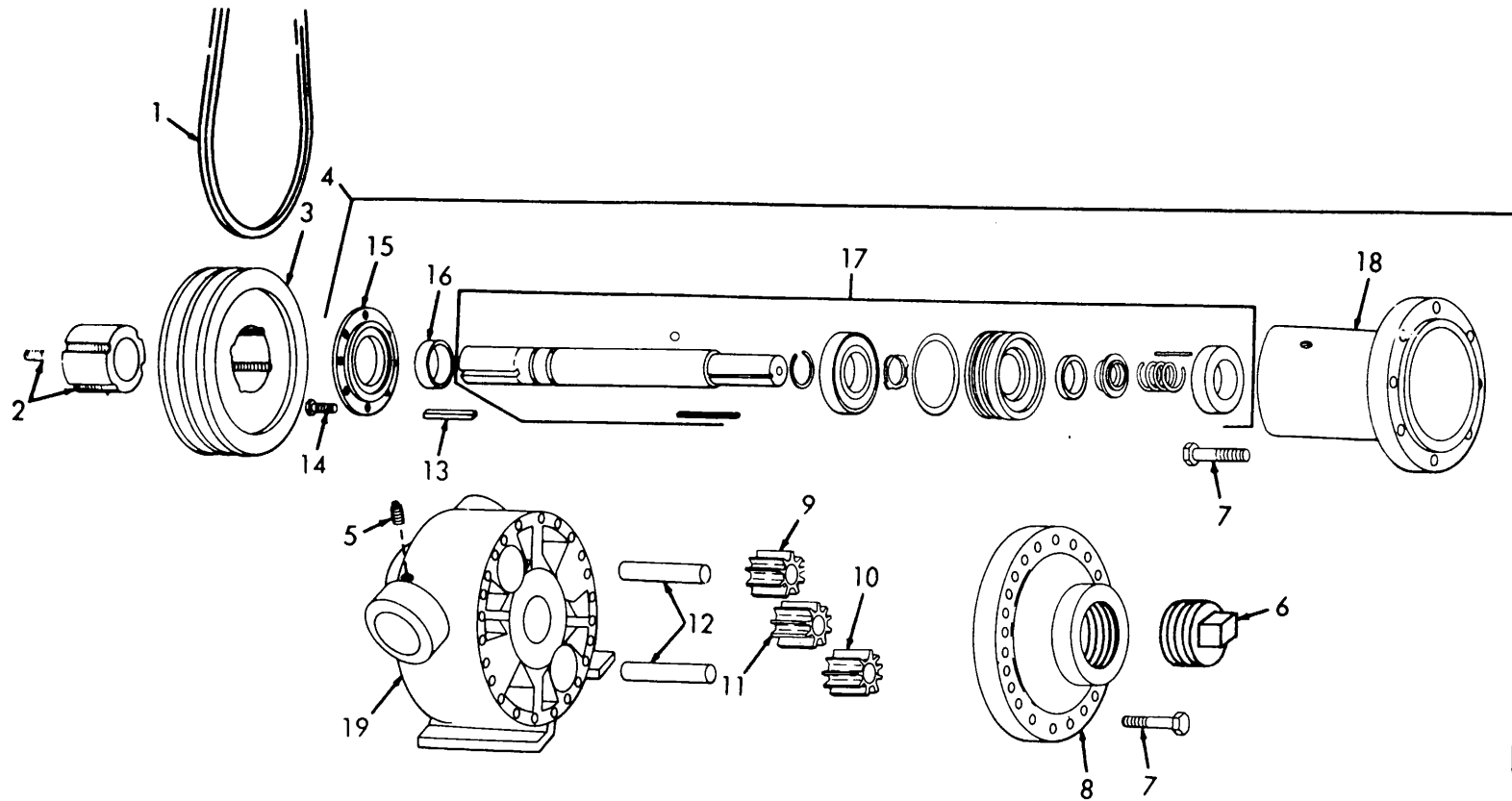
ME 3655-210-35P/45

Figure 45. Refrigerant Pressure Controls.



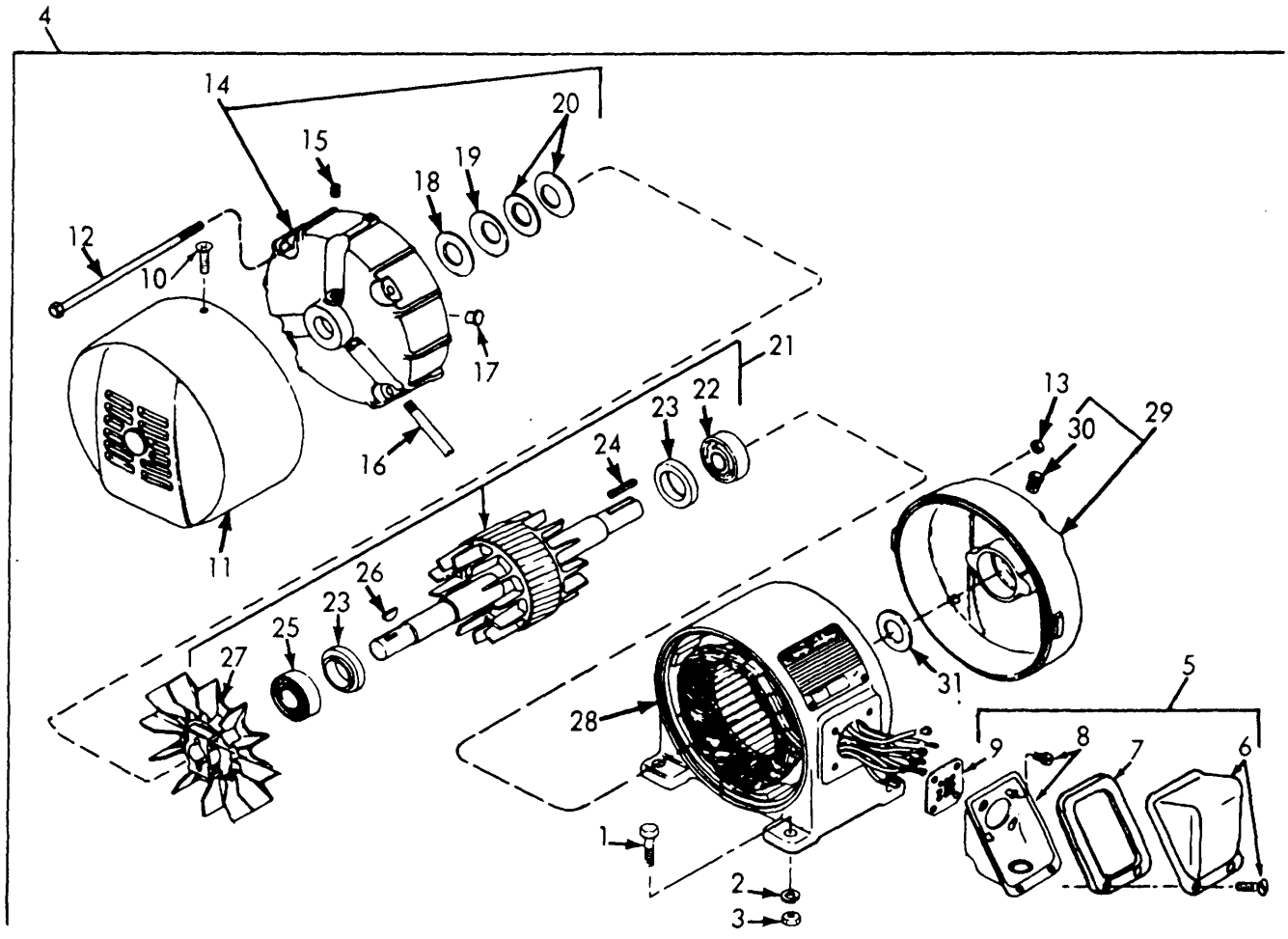
ME 3655-210-35P/46

Figure 46. Transfer Pump, Suction and Discharge Lines.



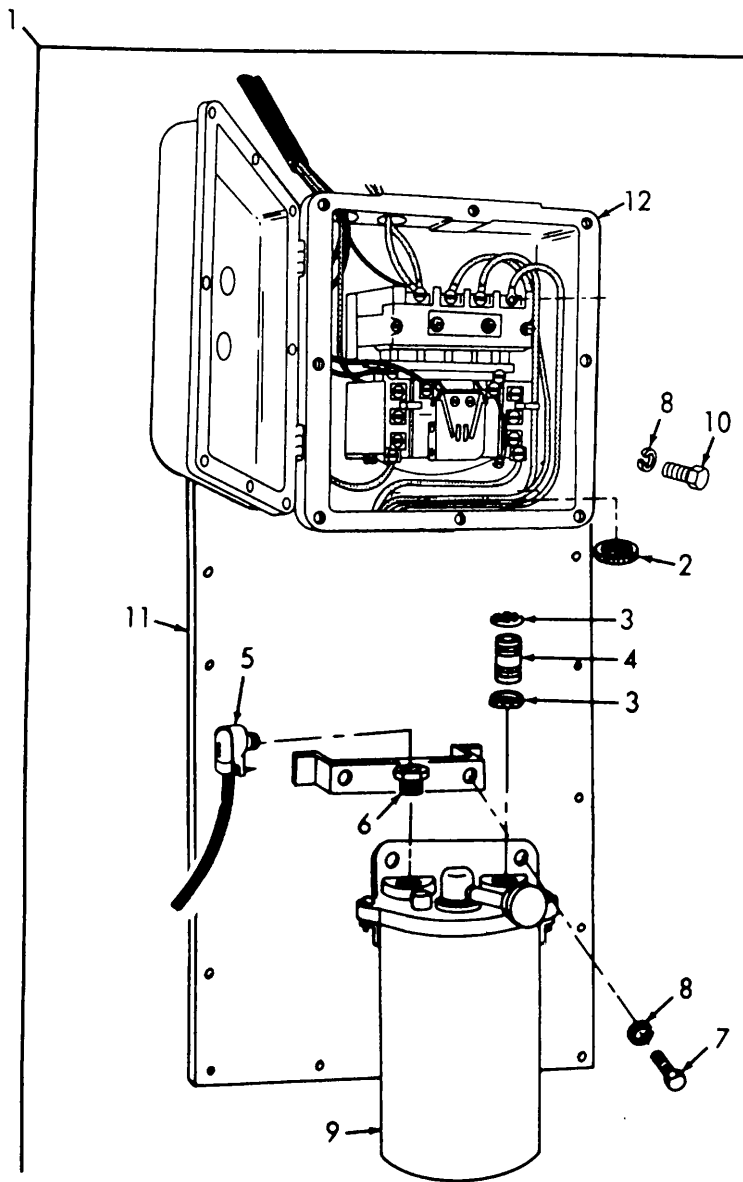
ME 3655-210-35P/47

Figure 47. Transfer Pump.



ME 3655-210-35P/48

Figure 48. Electric Motor.



ME 3655-210-35P/49

Figure 49. Electric Motor Control Panel.

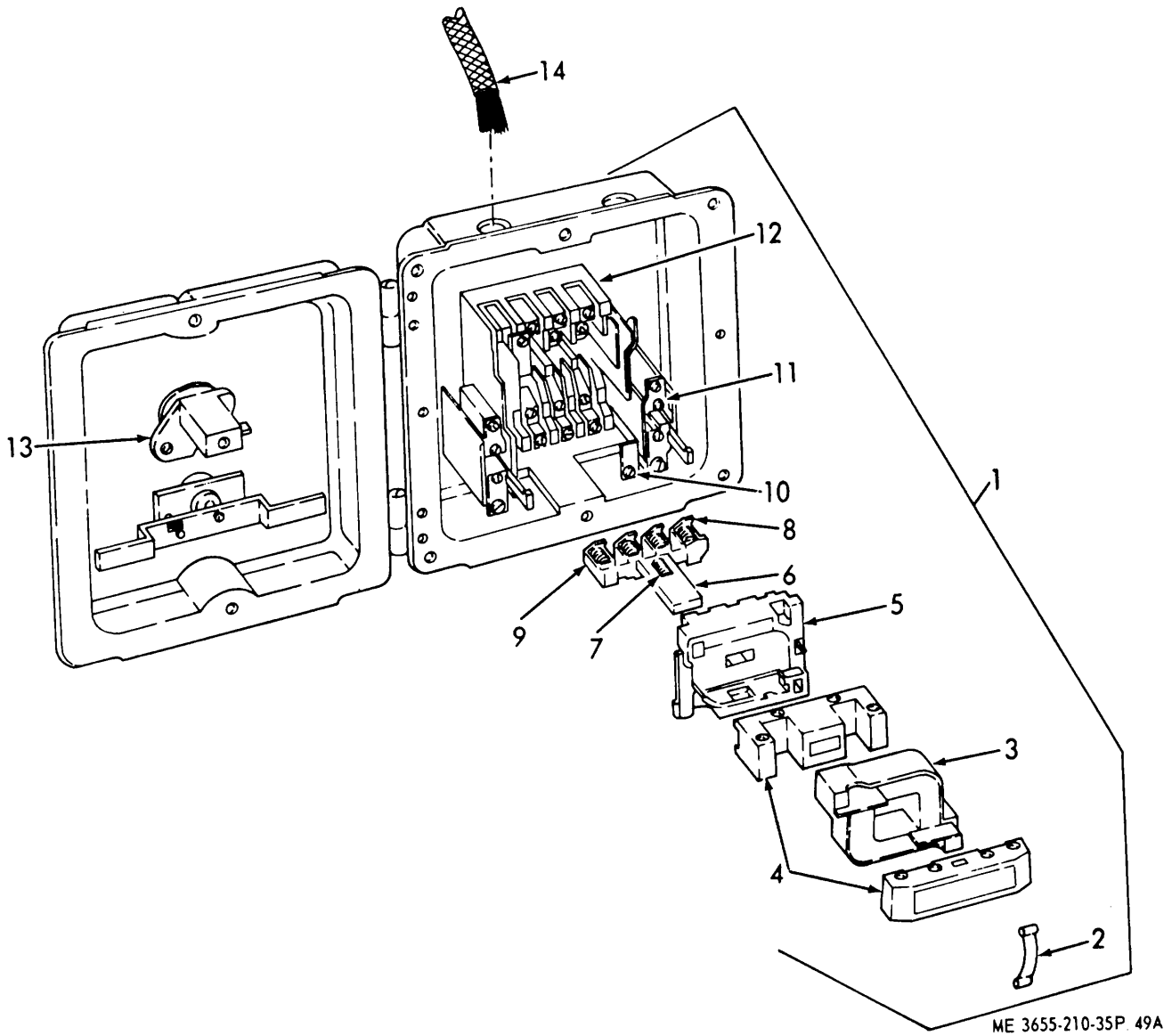
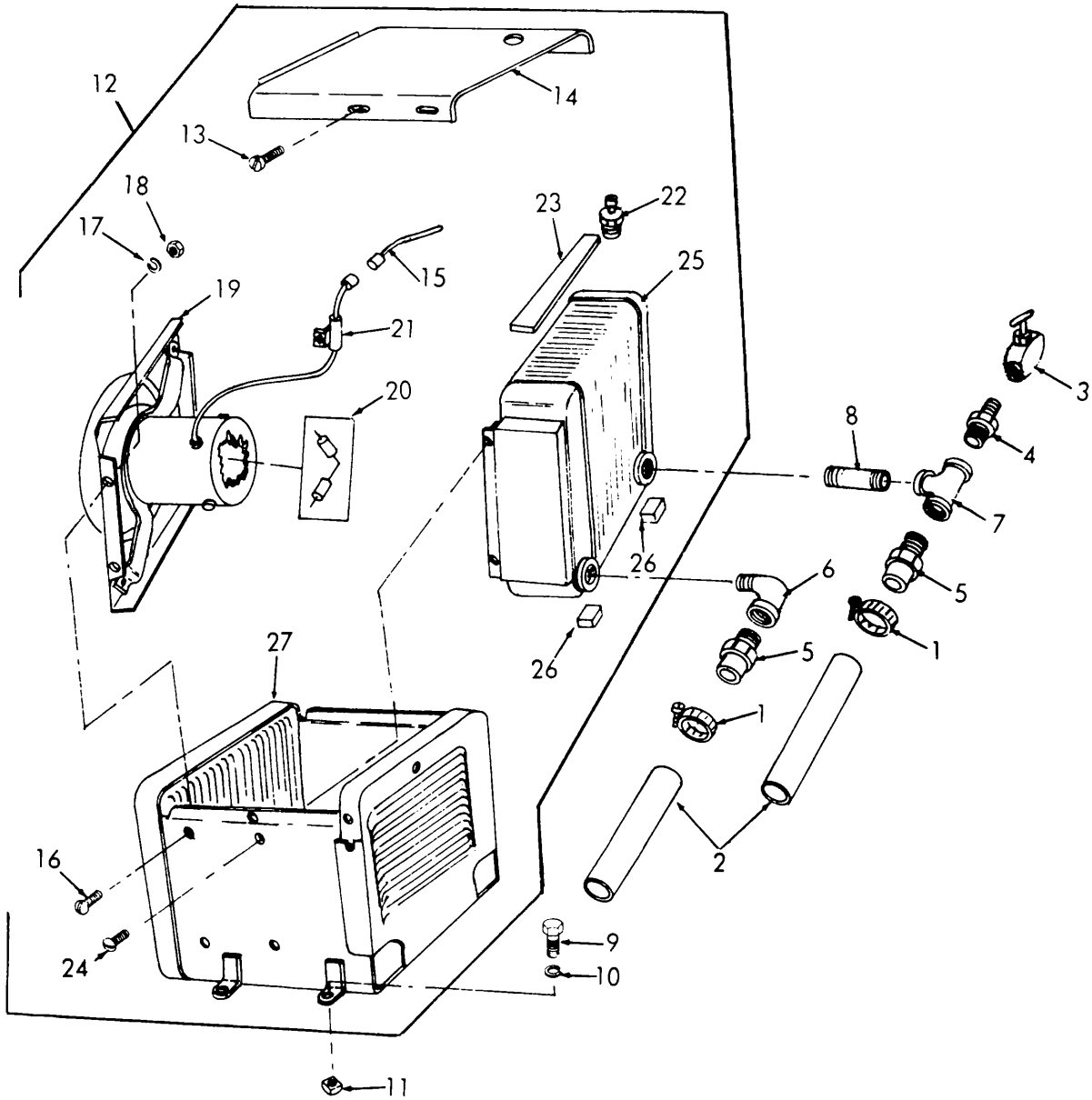
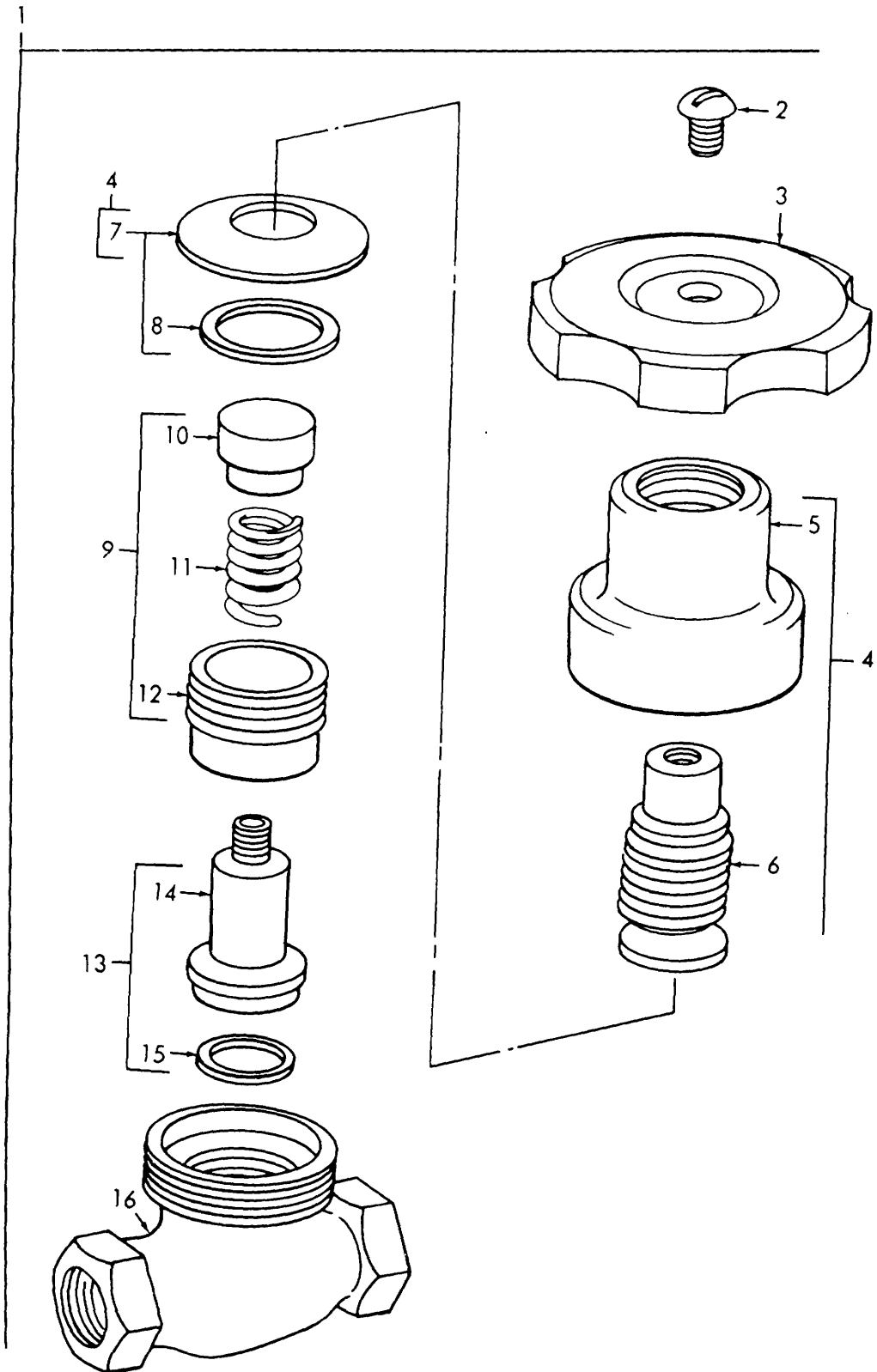


Figure 49A. Motor Starter.



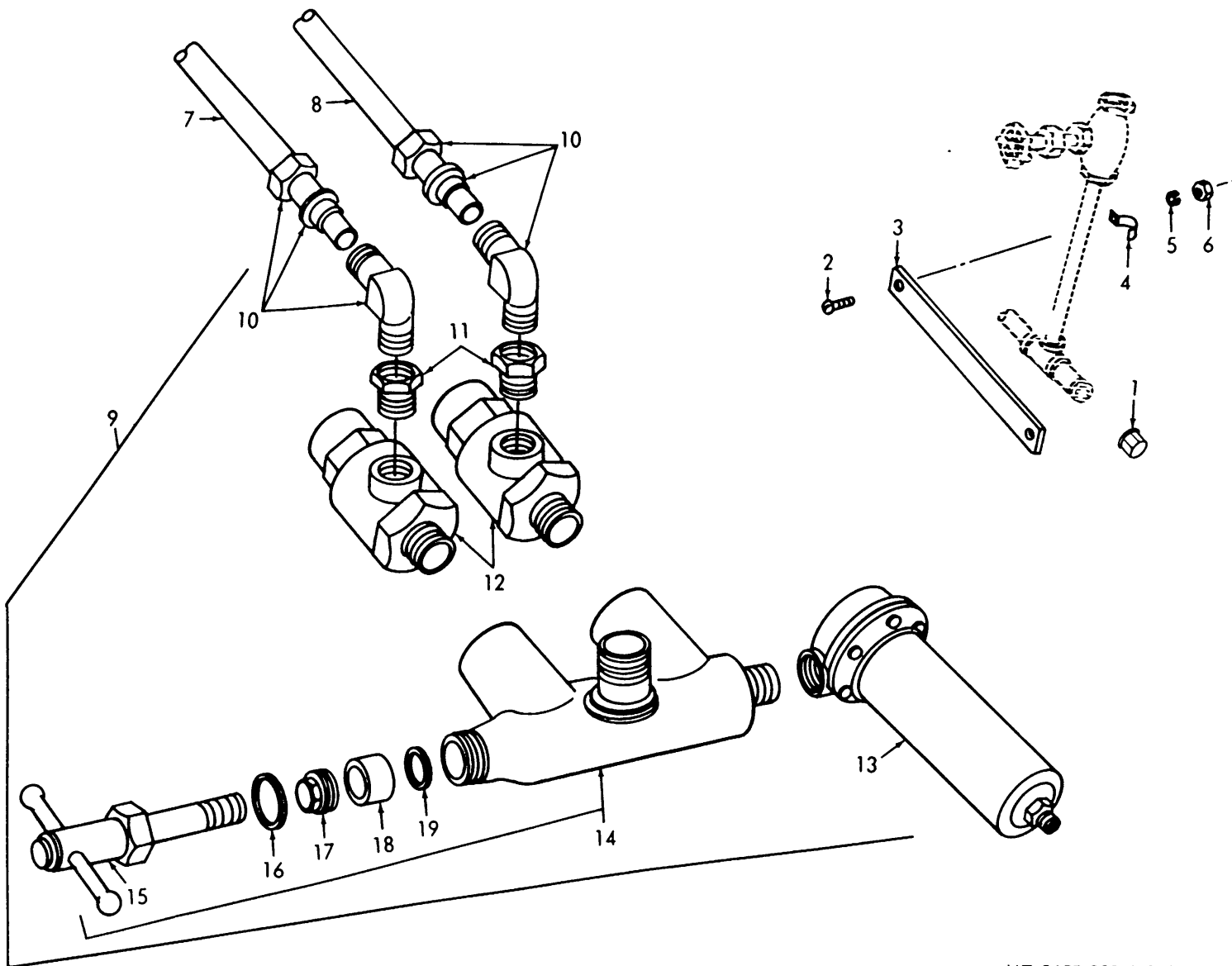
ME 3655-210-35P/50

Figure 50. Power Compartment Heater.



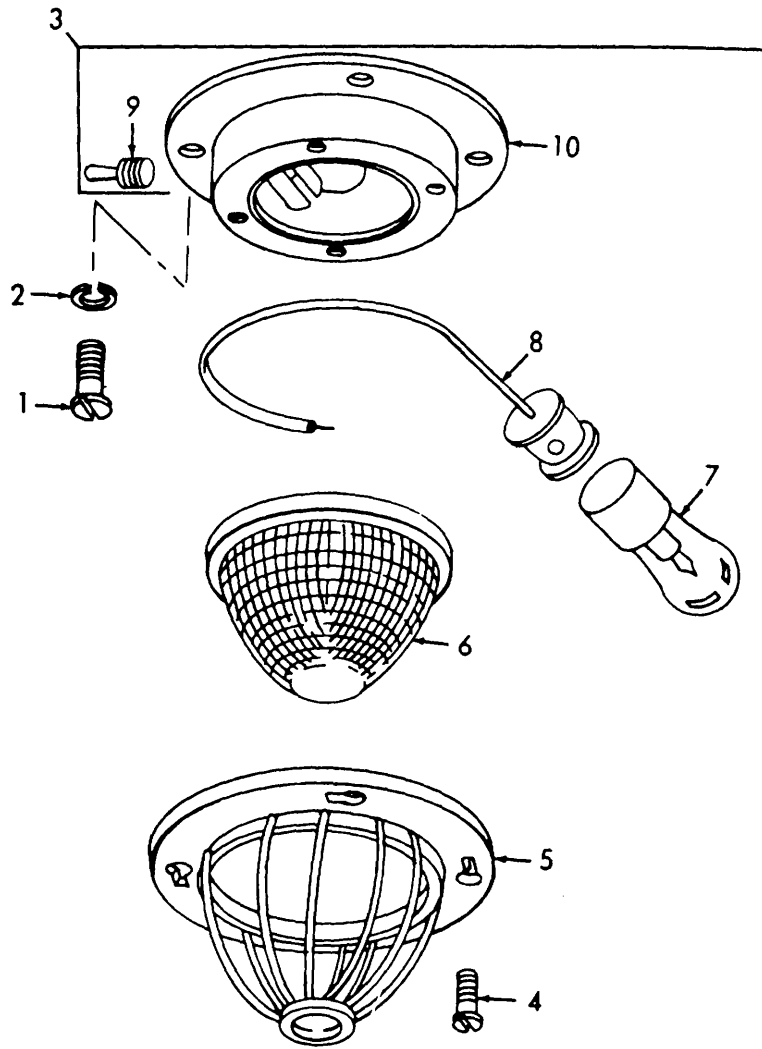
ME 3655-210-35P/51

Figure 51. Pressure Gage Line Conversion and Storage Valves.



ME 3655-210-35P/52

Figure 52. Safety Vent, Lines and Fittings.



ME 3655-210-35P/53

Figure 53. Dome Lights.

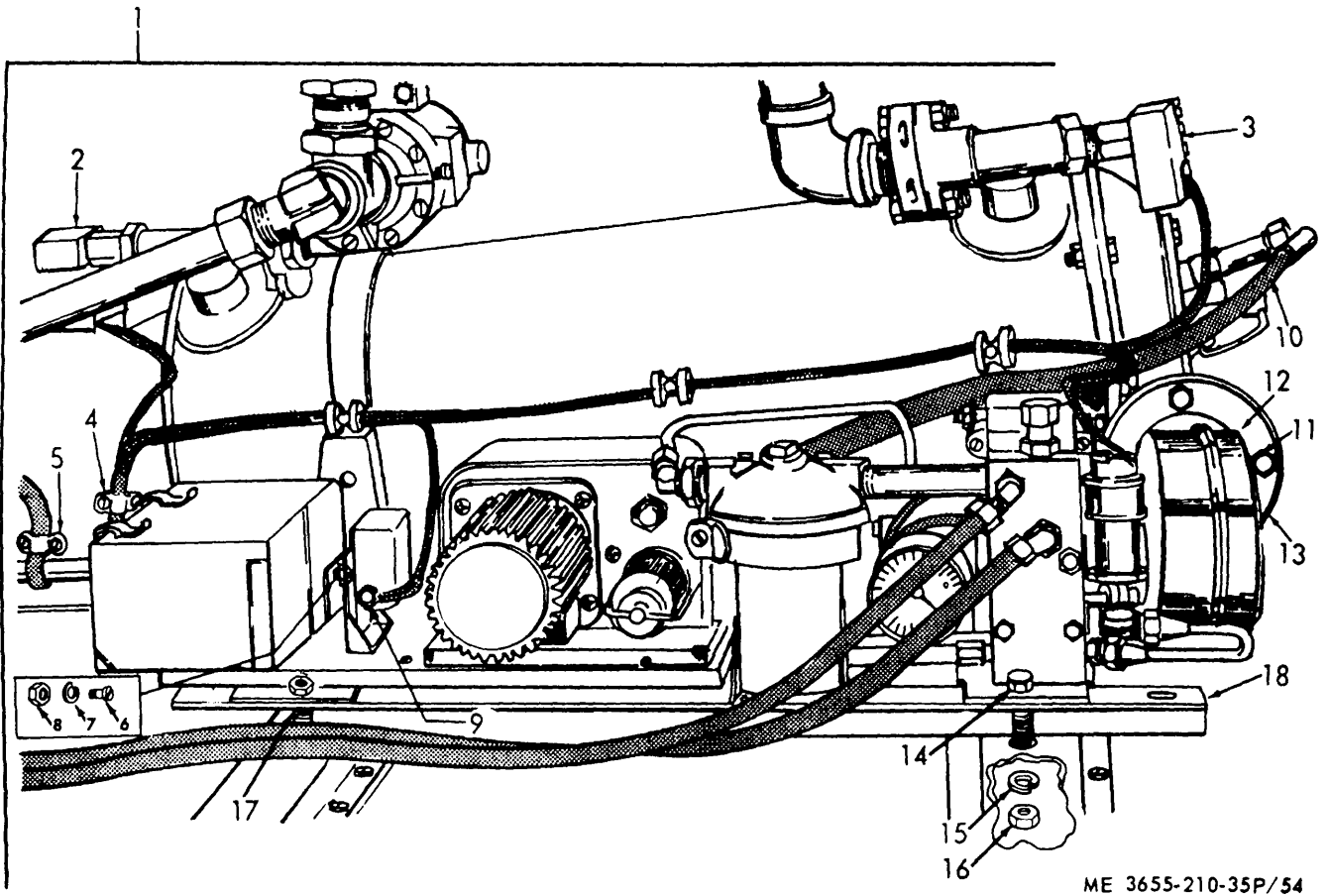
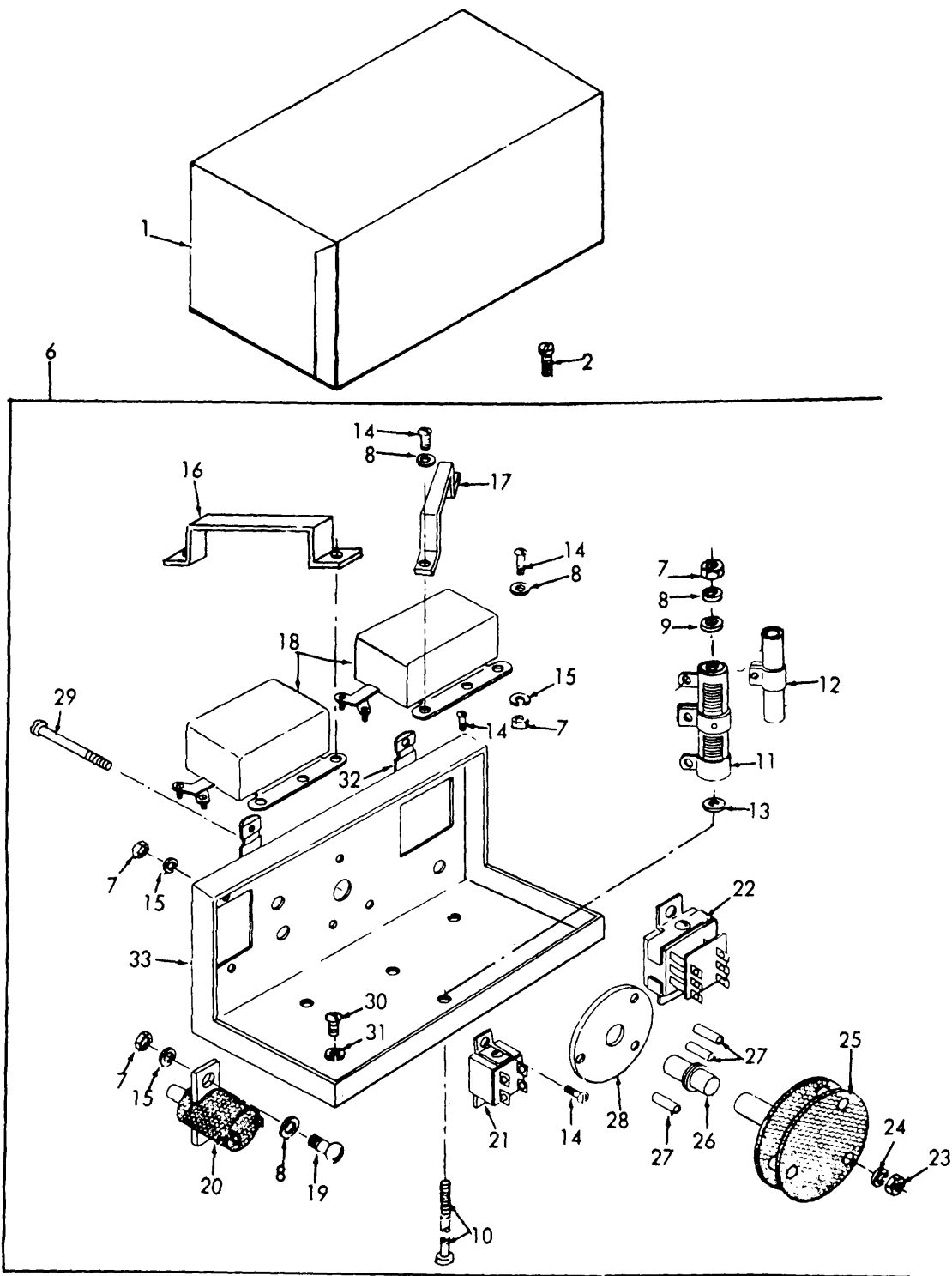
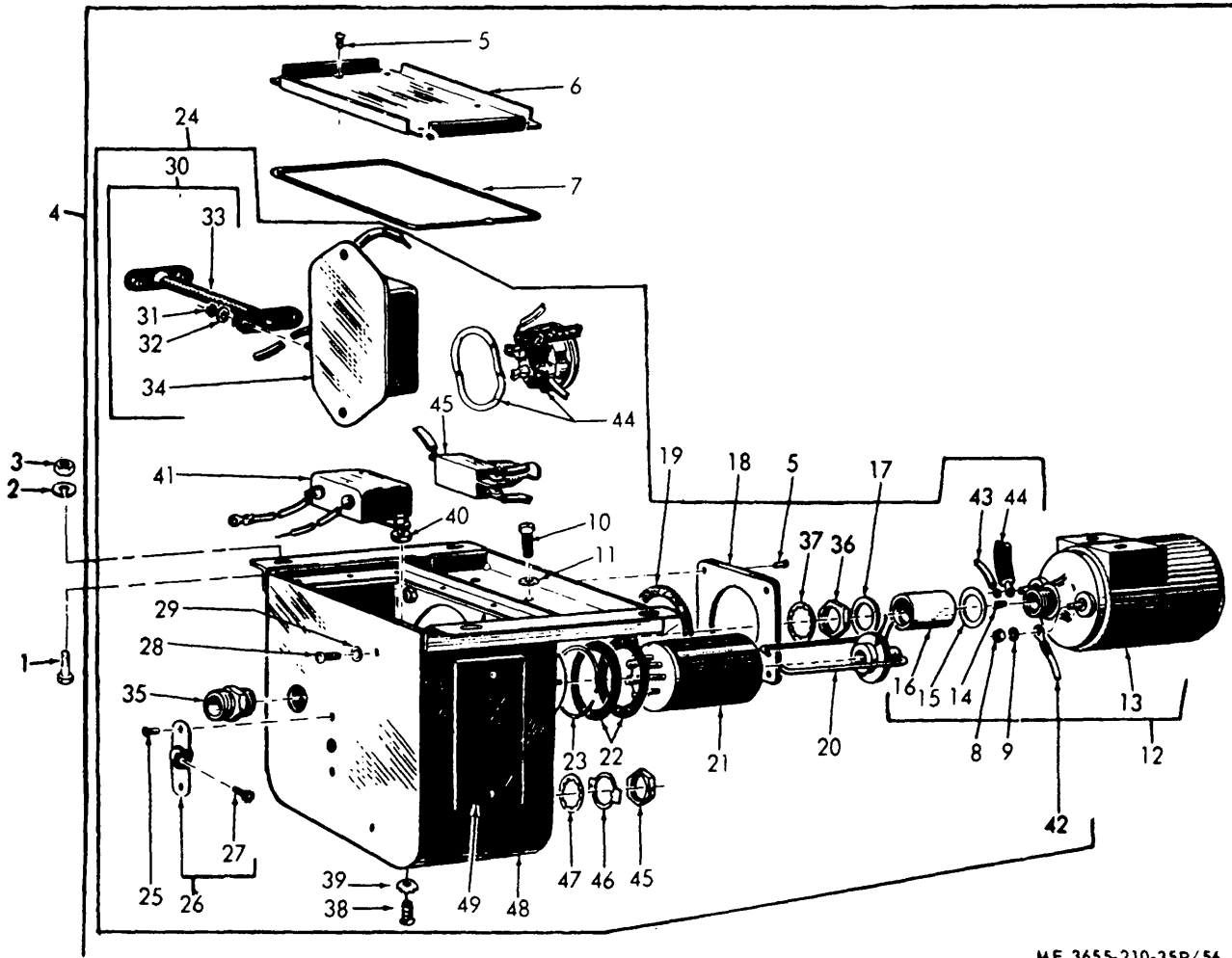


Figure 54. Coolant Fluid Heater.



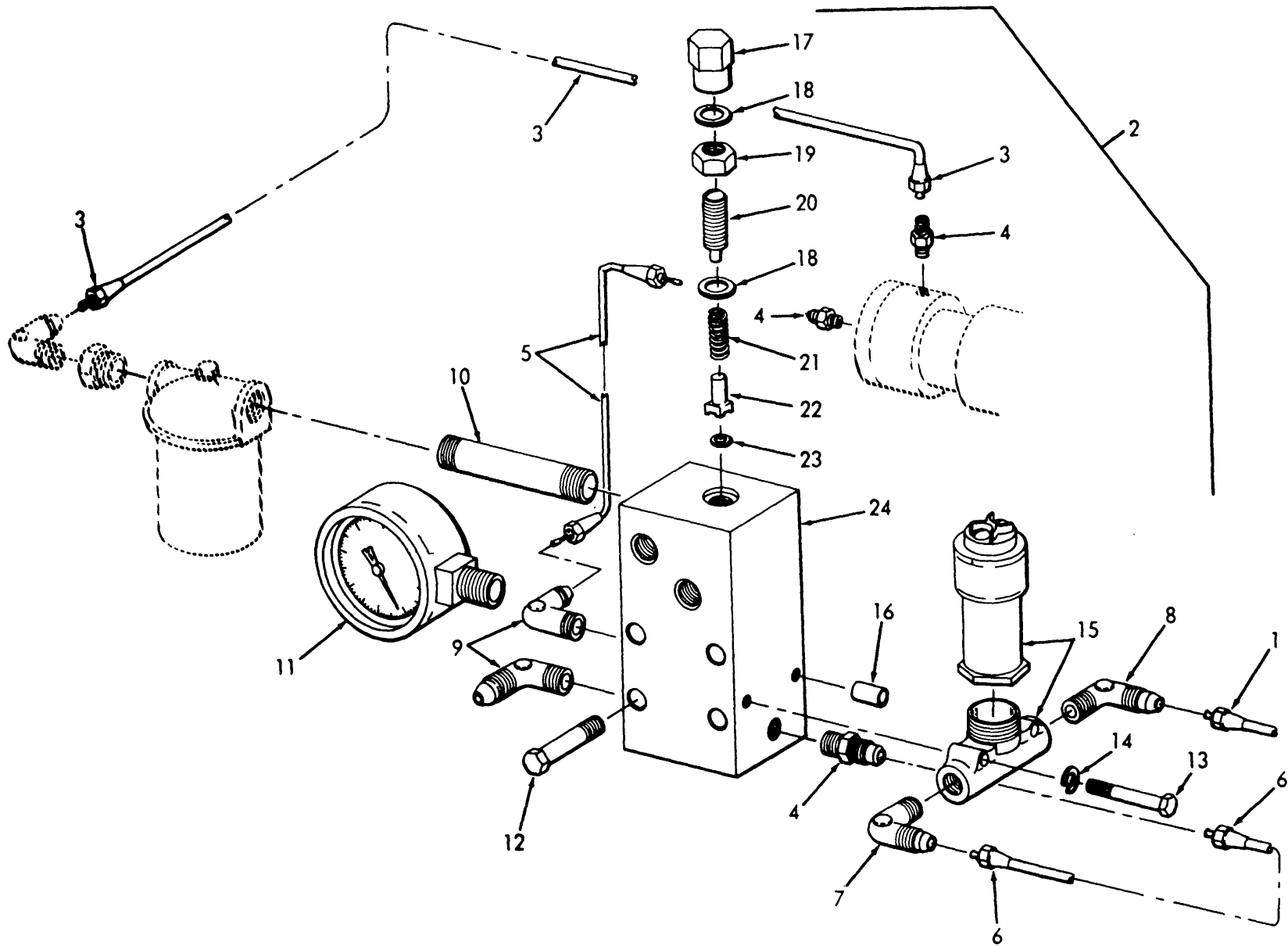
ME 3655-210-35P/55

Figure 55. Coolant Heater Control Panel.



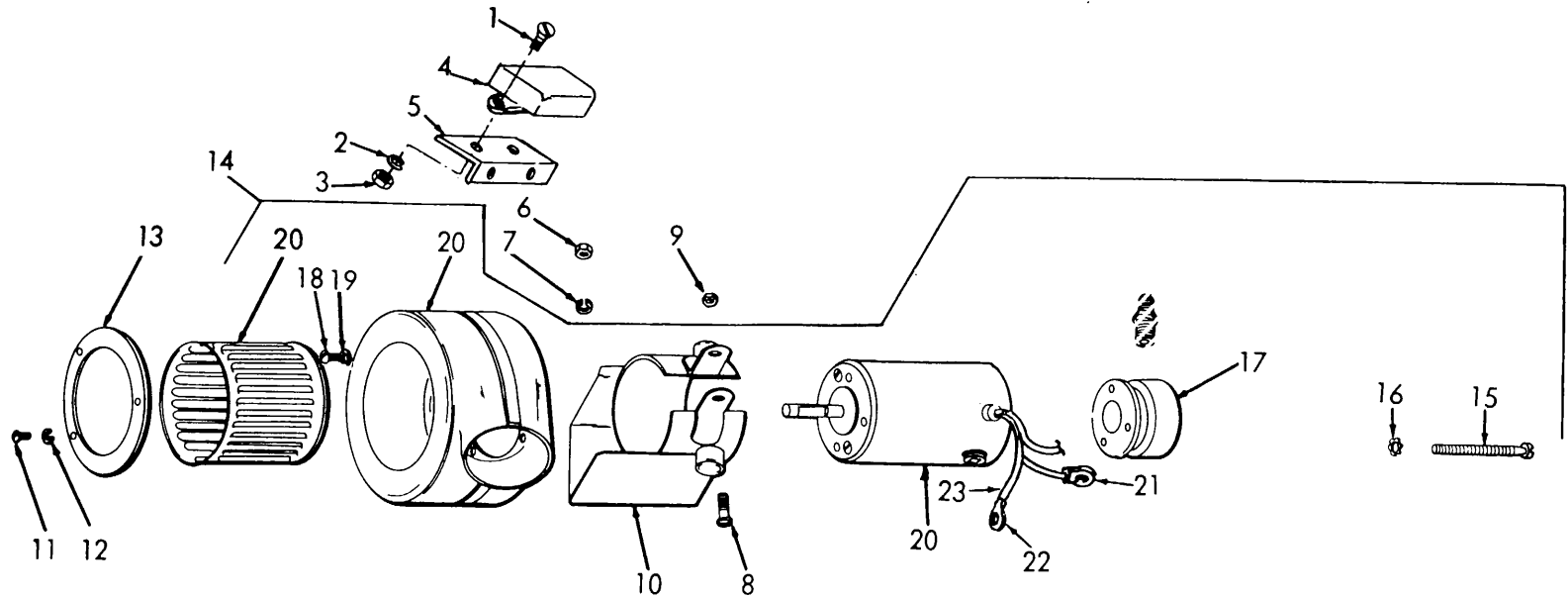
ME 3655-210-35P/56

Figure 56. Ignition.



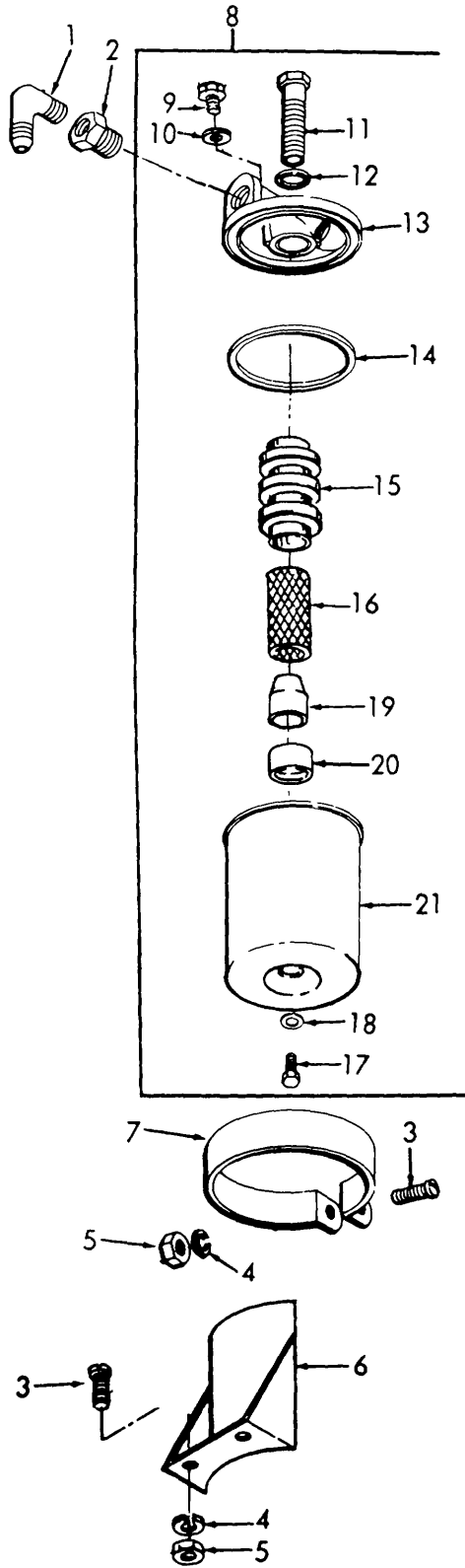
ME 3655-210-35P/57

Figure 57. Fuel Control



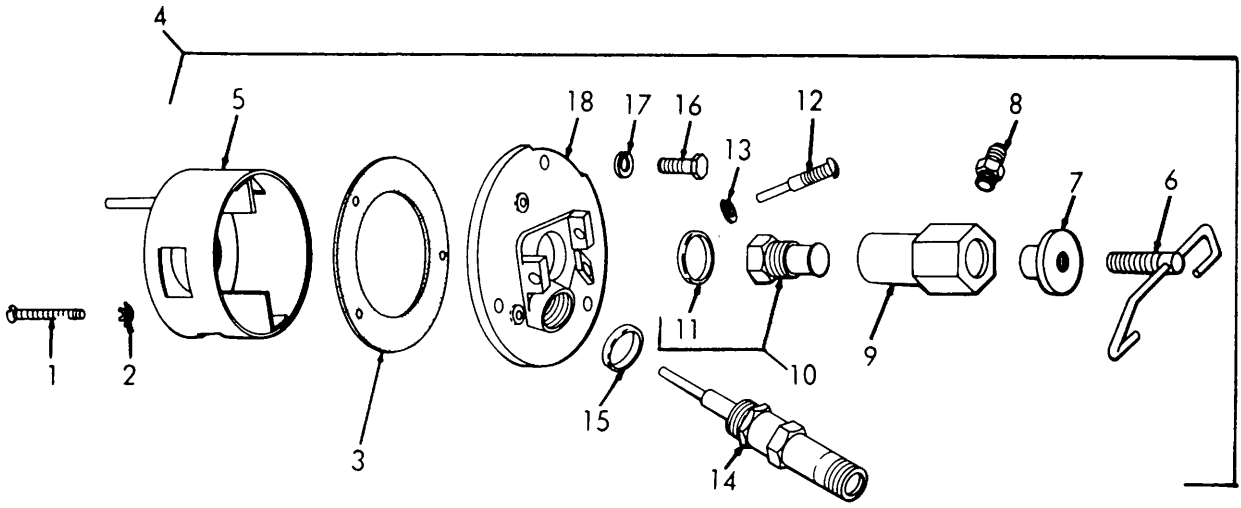
ME 3655-210-35P/58

Figure 58. Blower and Pump



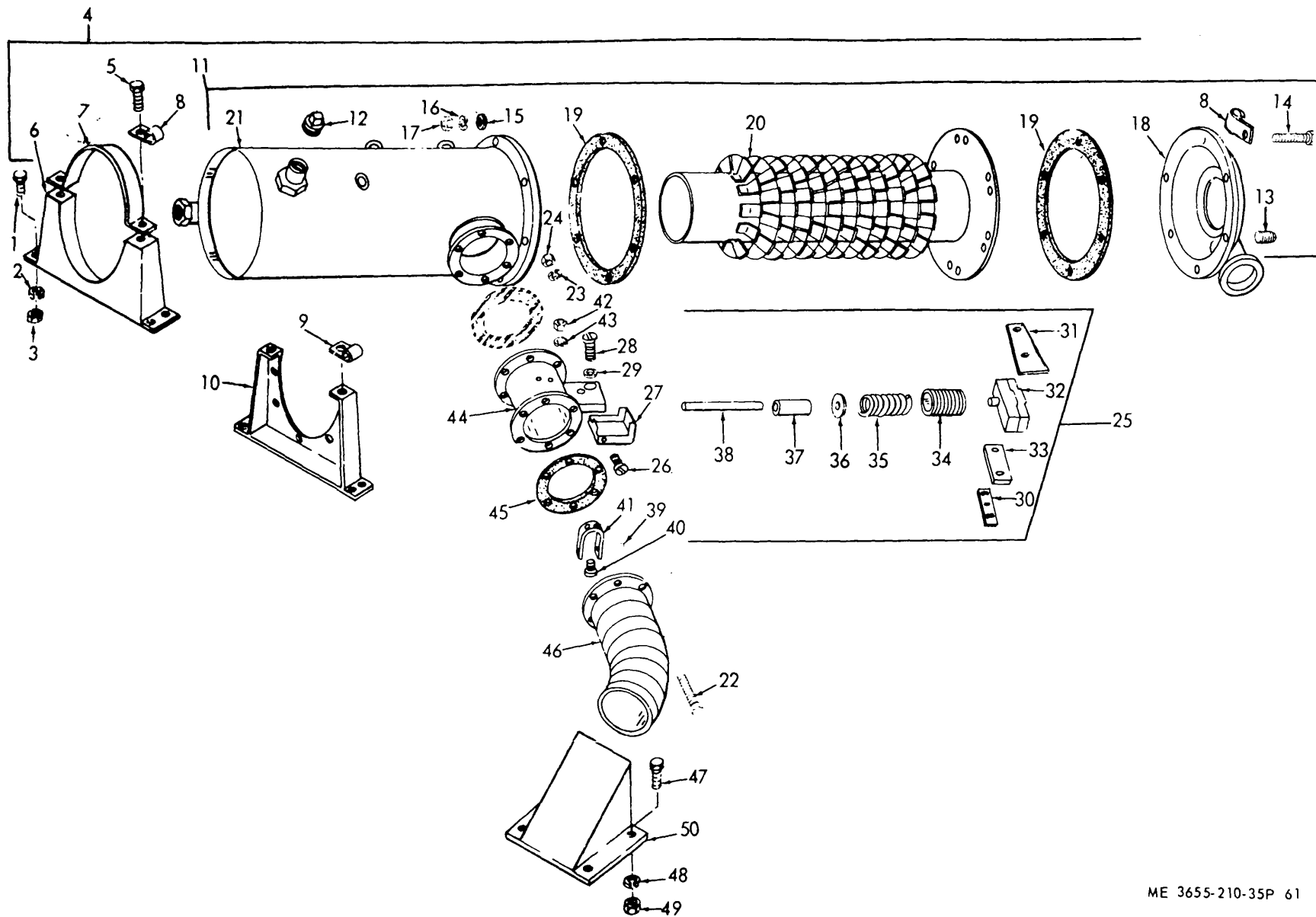
ME 3655-210-35P/59

Figure 59. Fuel Filter



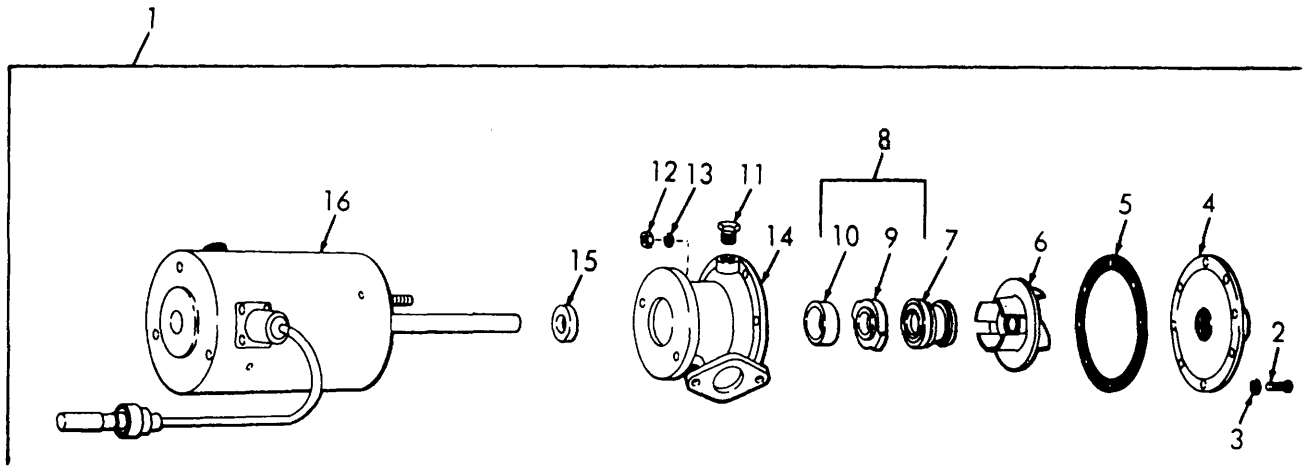
ME 3655-210-35P/60

Figure 60. Combustion Head



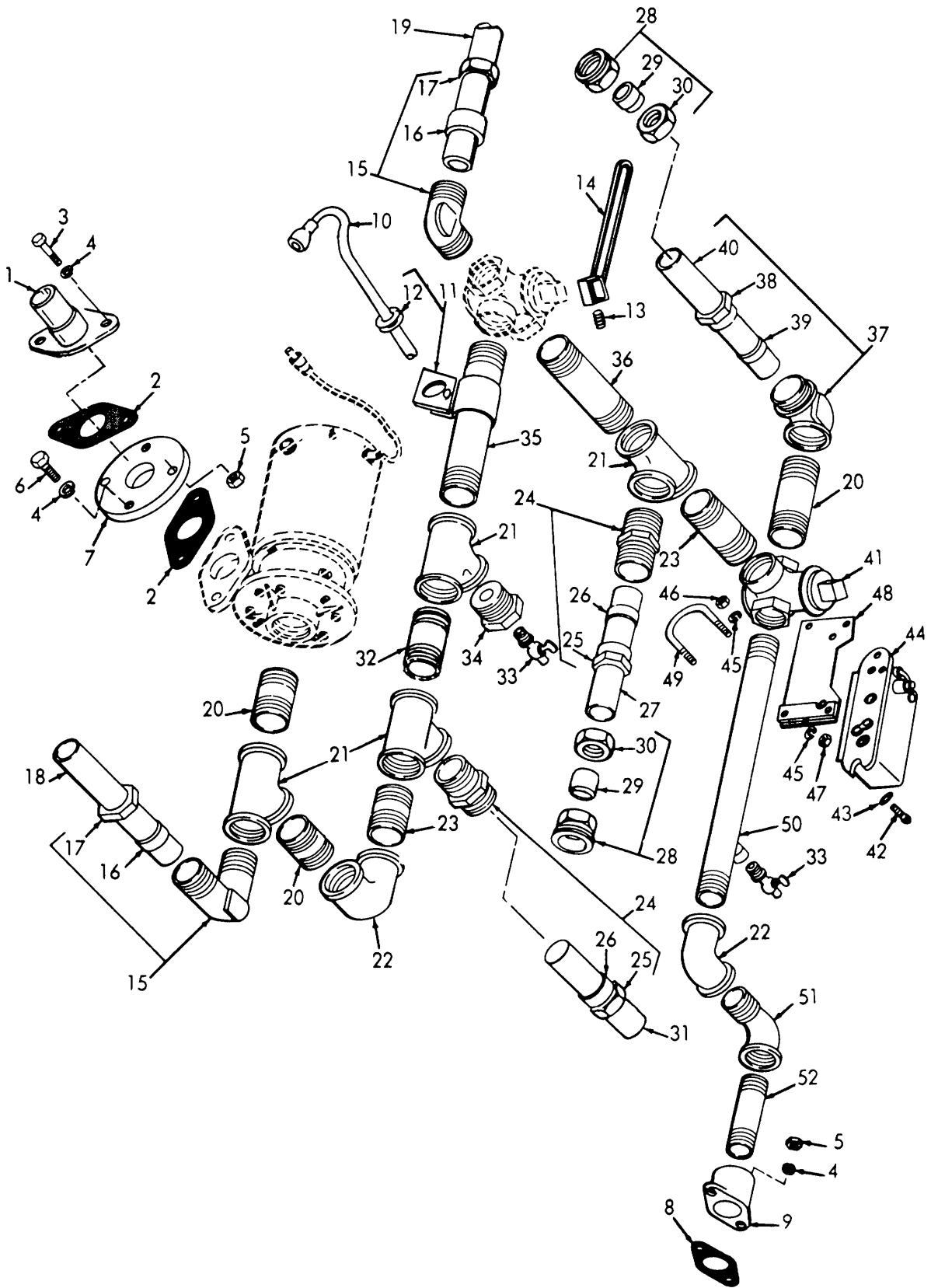
ME 3655-210-35P 61

Figure 61. Heater and Support.



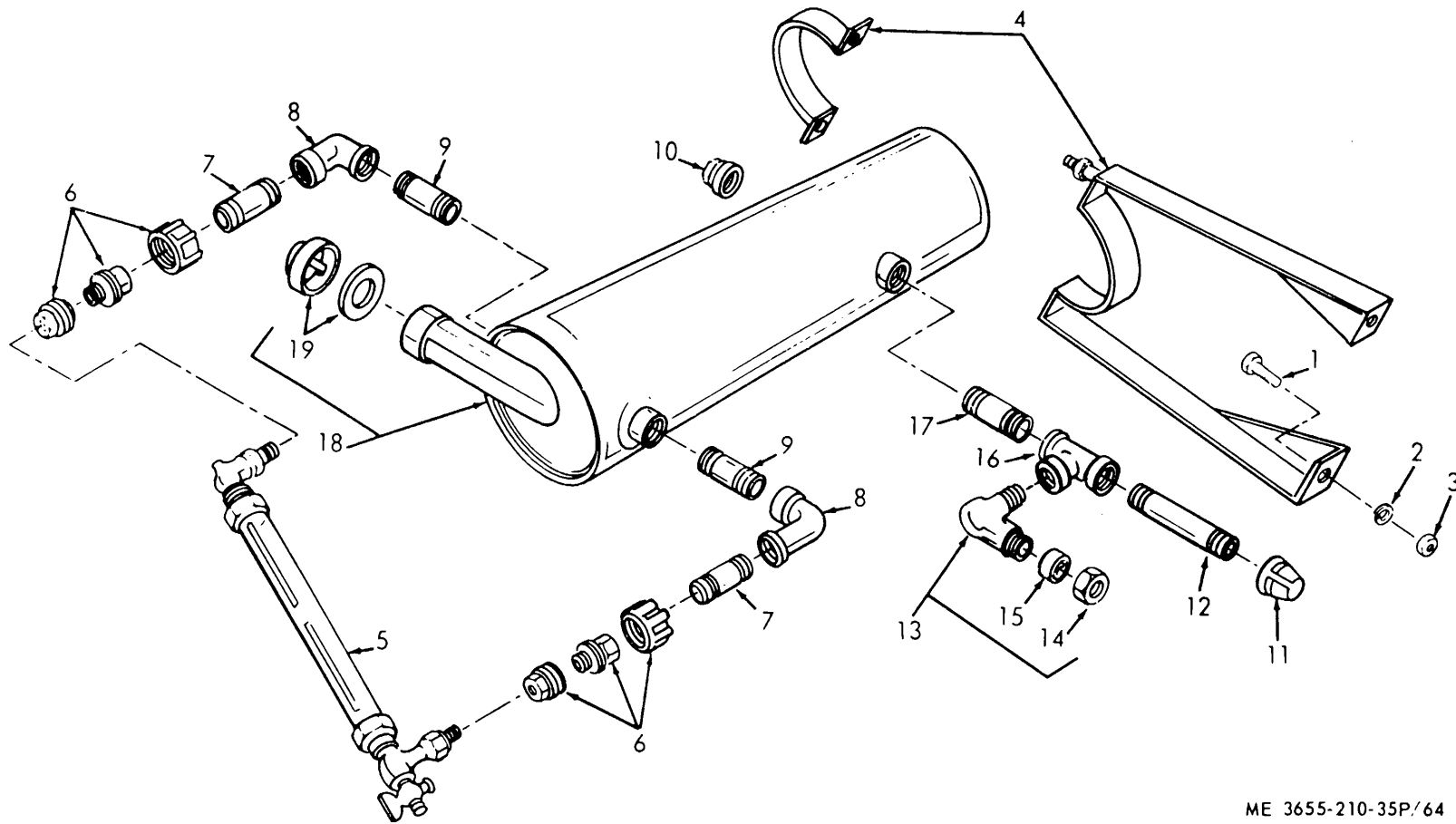
ME 3655-210-35P/62

Figure 62. Circulating Pump



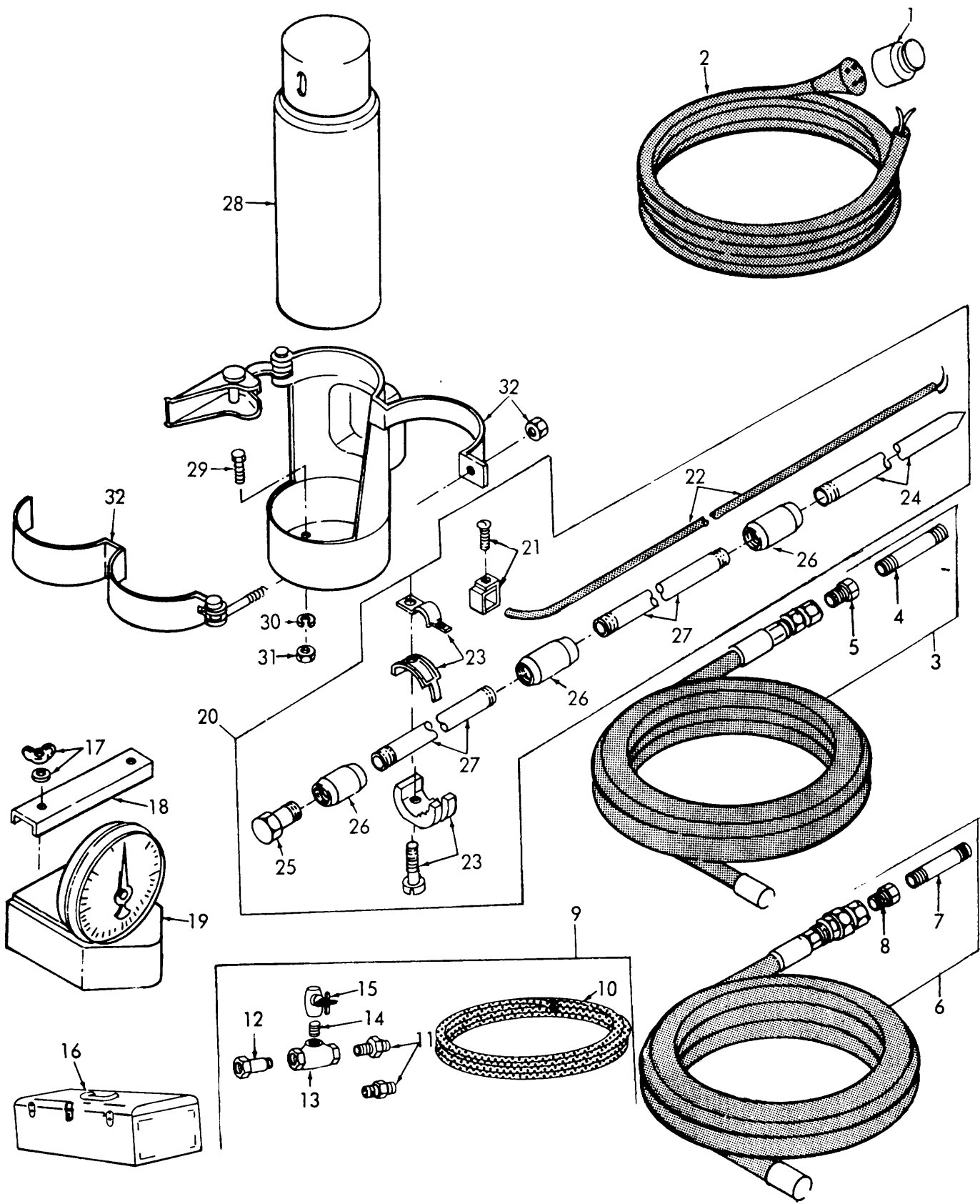
ME 3655-210-35P/63

Figure 63. Heater Manifold.



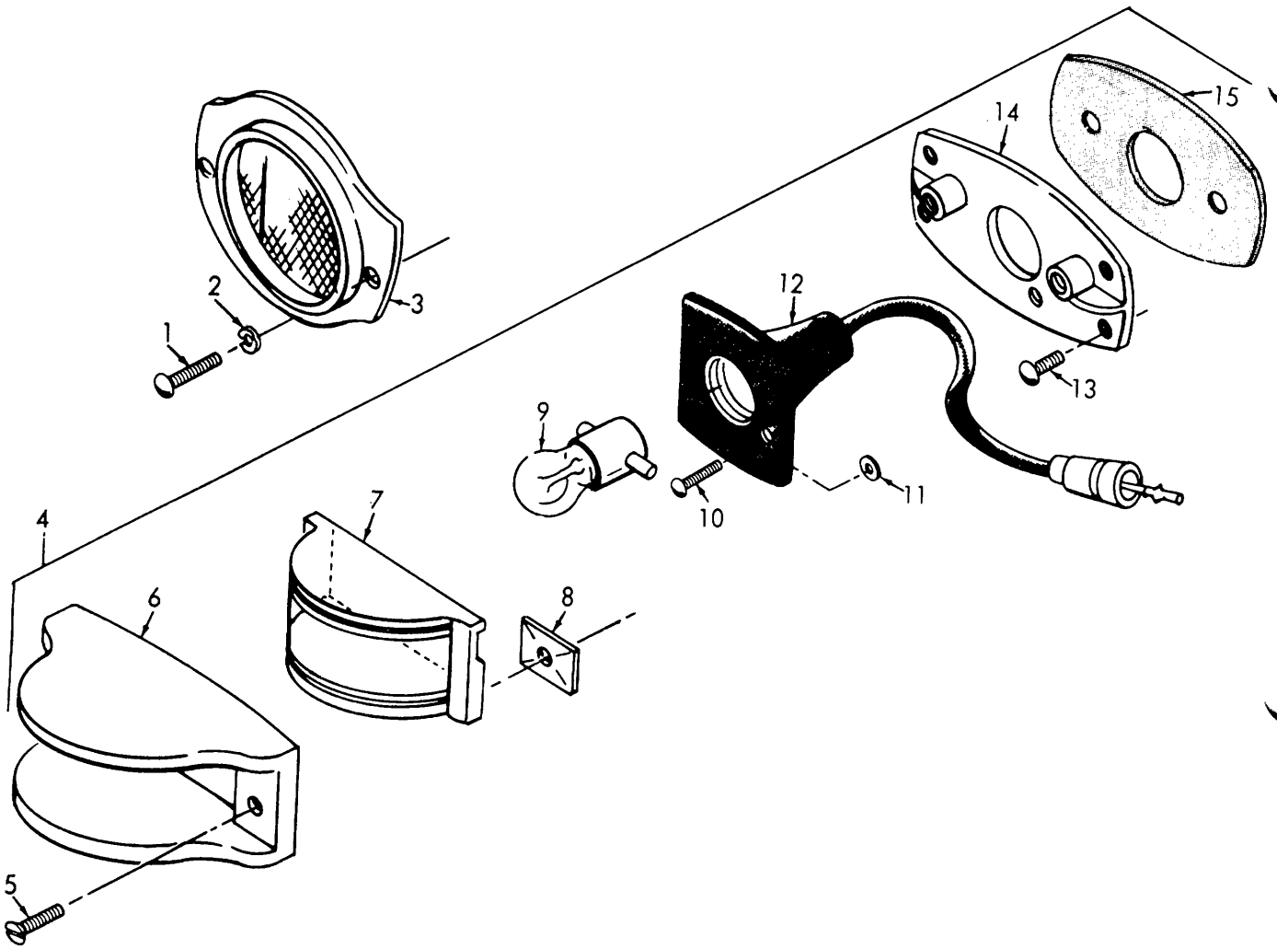
ME 3655-210-35P/64

Figure 64. Expansion Tank



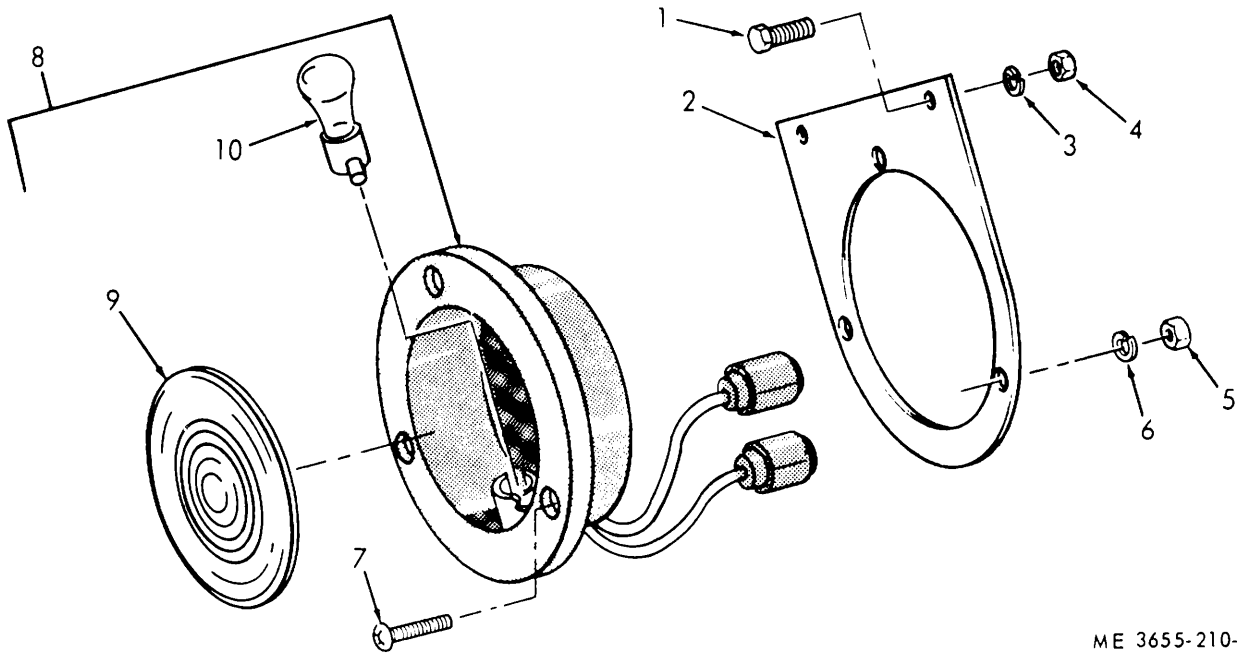
ME 3655-210-35P/65

Figure 65. Accessory Items



ME 3655-210-35P/66

Figure 66. Reflectors and Clearance Lights



ME 3655-210-35P 67

Figure 67. Stoplight-Tailights

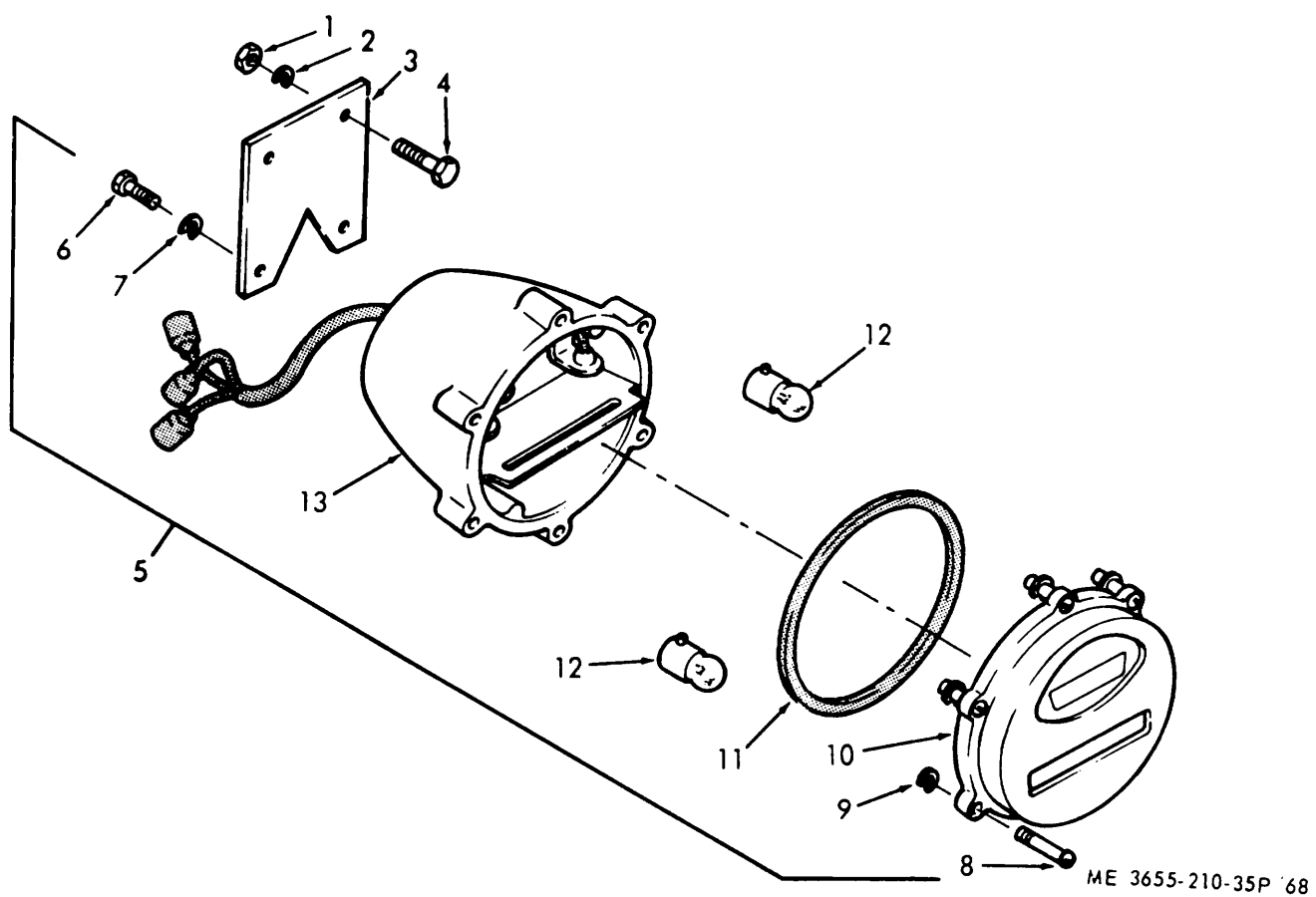
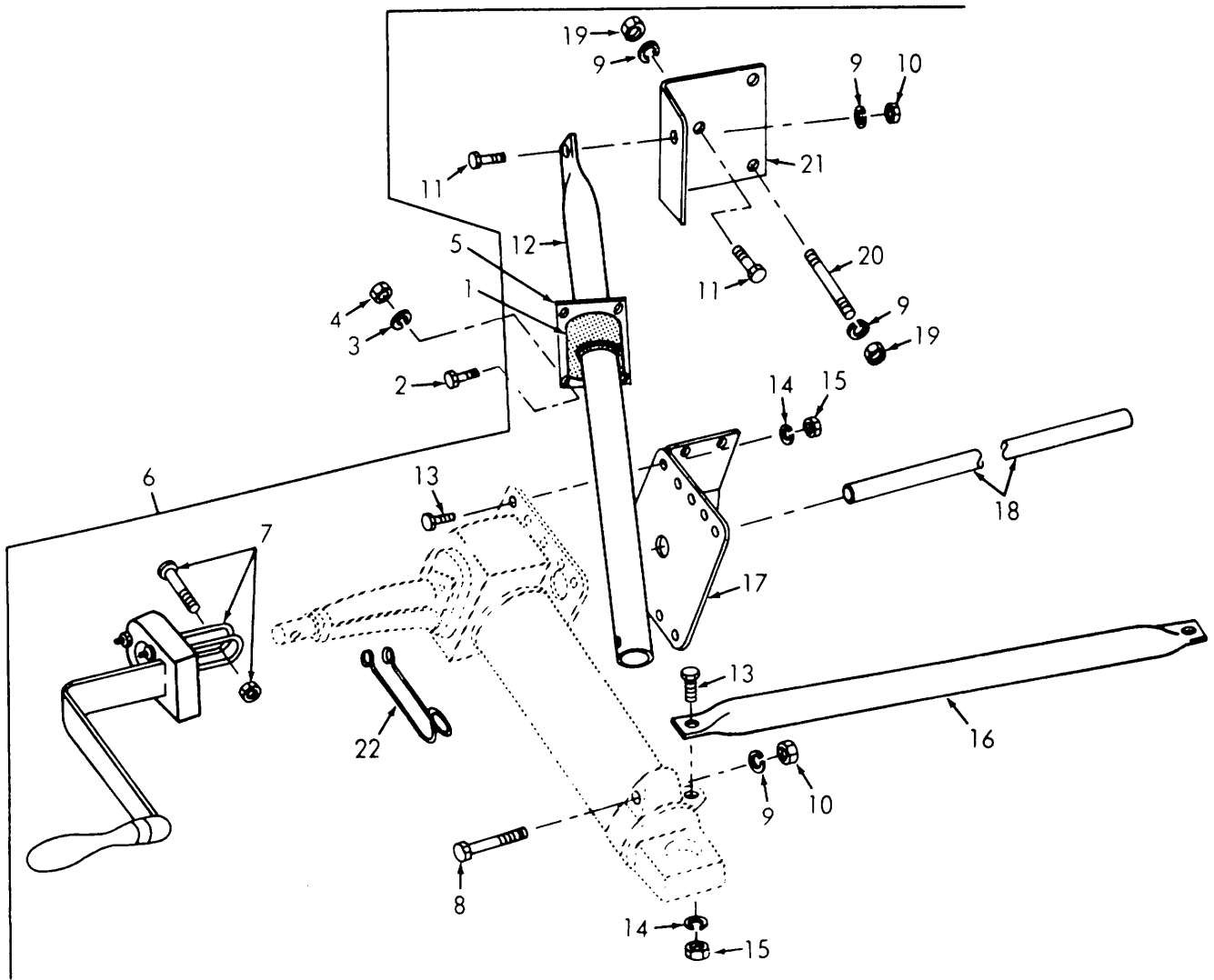
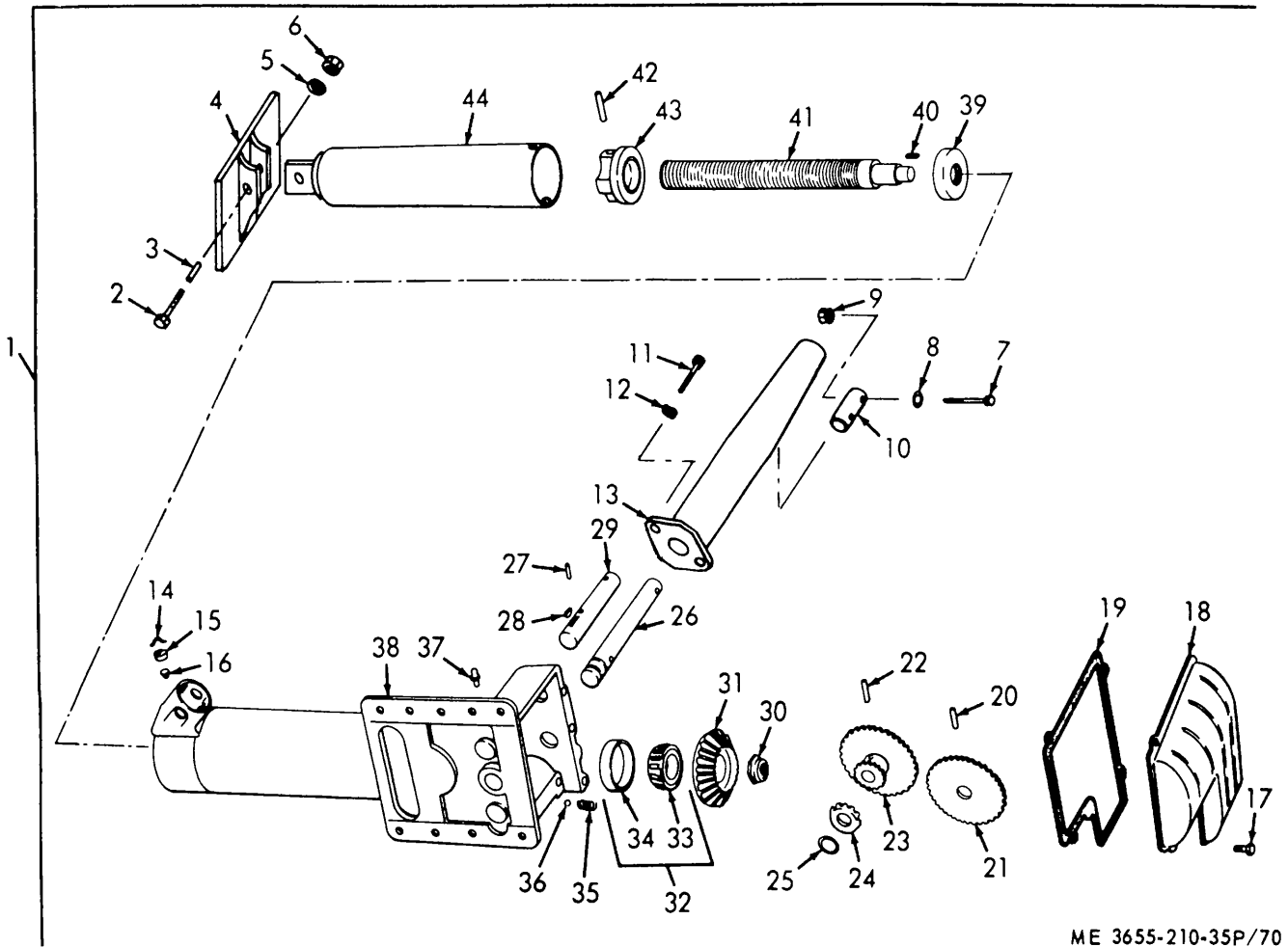


Figure 68. Blackout Taillight



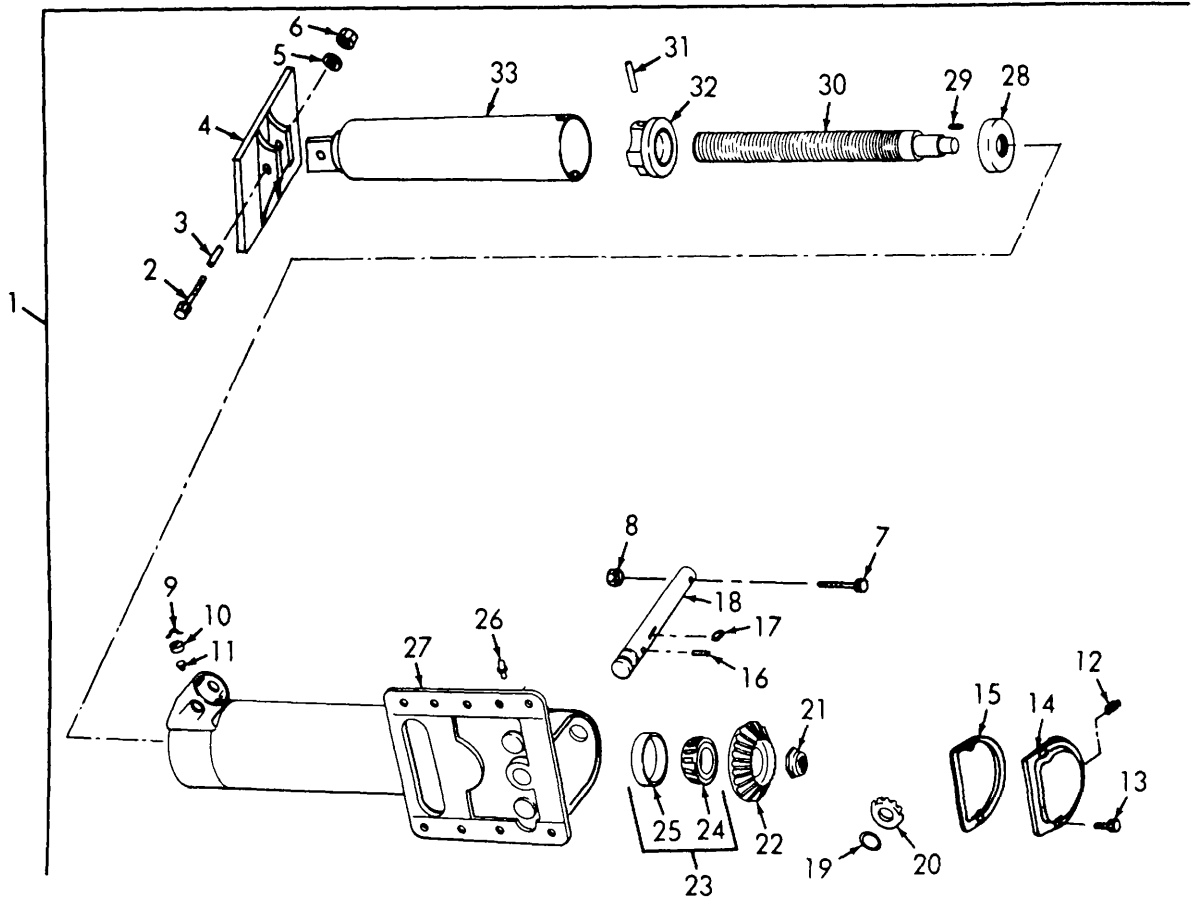
ME 3655-210-35P '69

Figure 69. Landing Jack



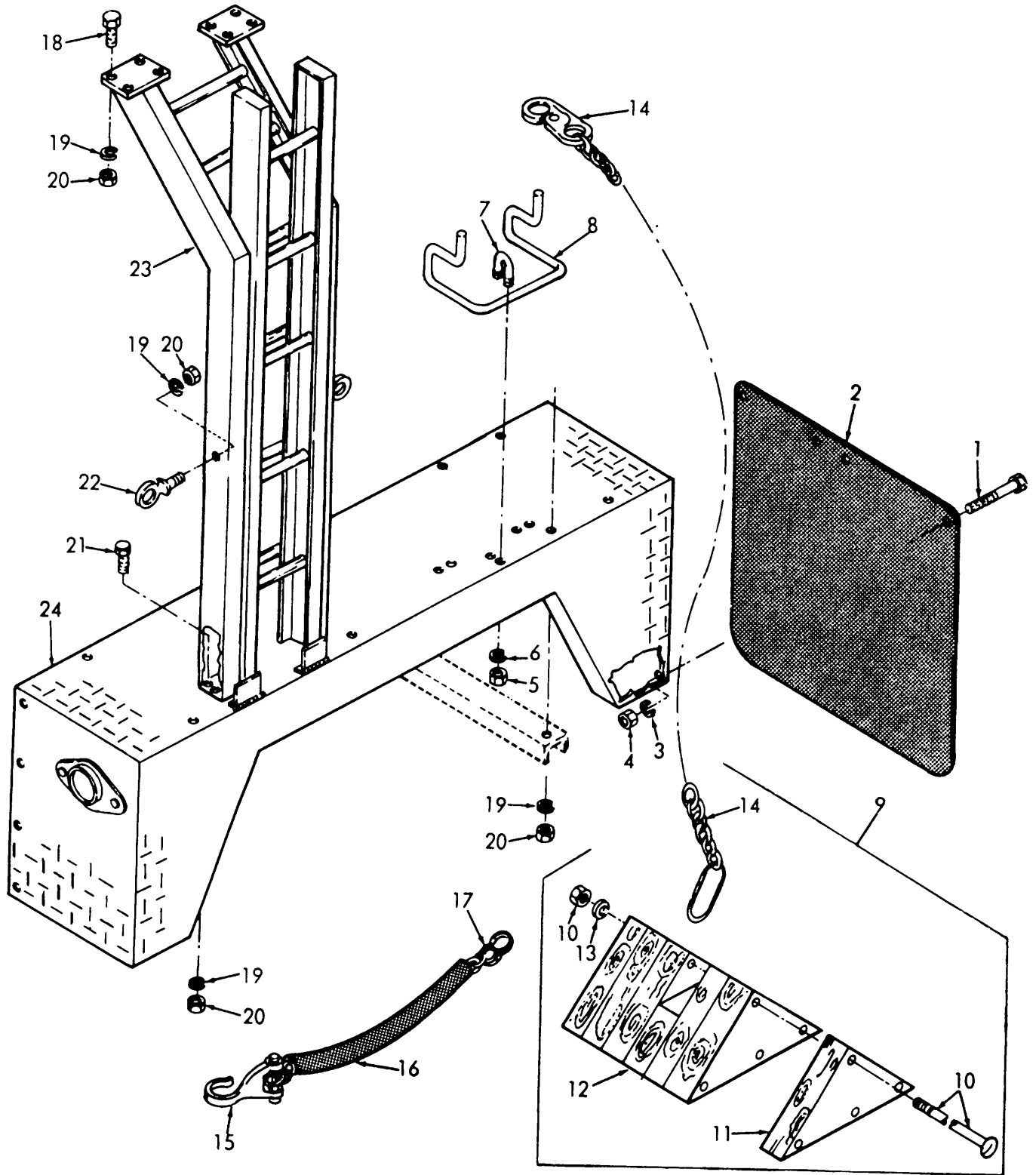
ME 3655-210-35P/70

Figure 70. Trailer Support Leg, Right Hand



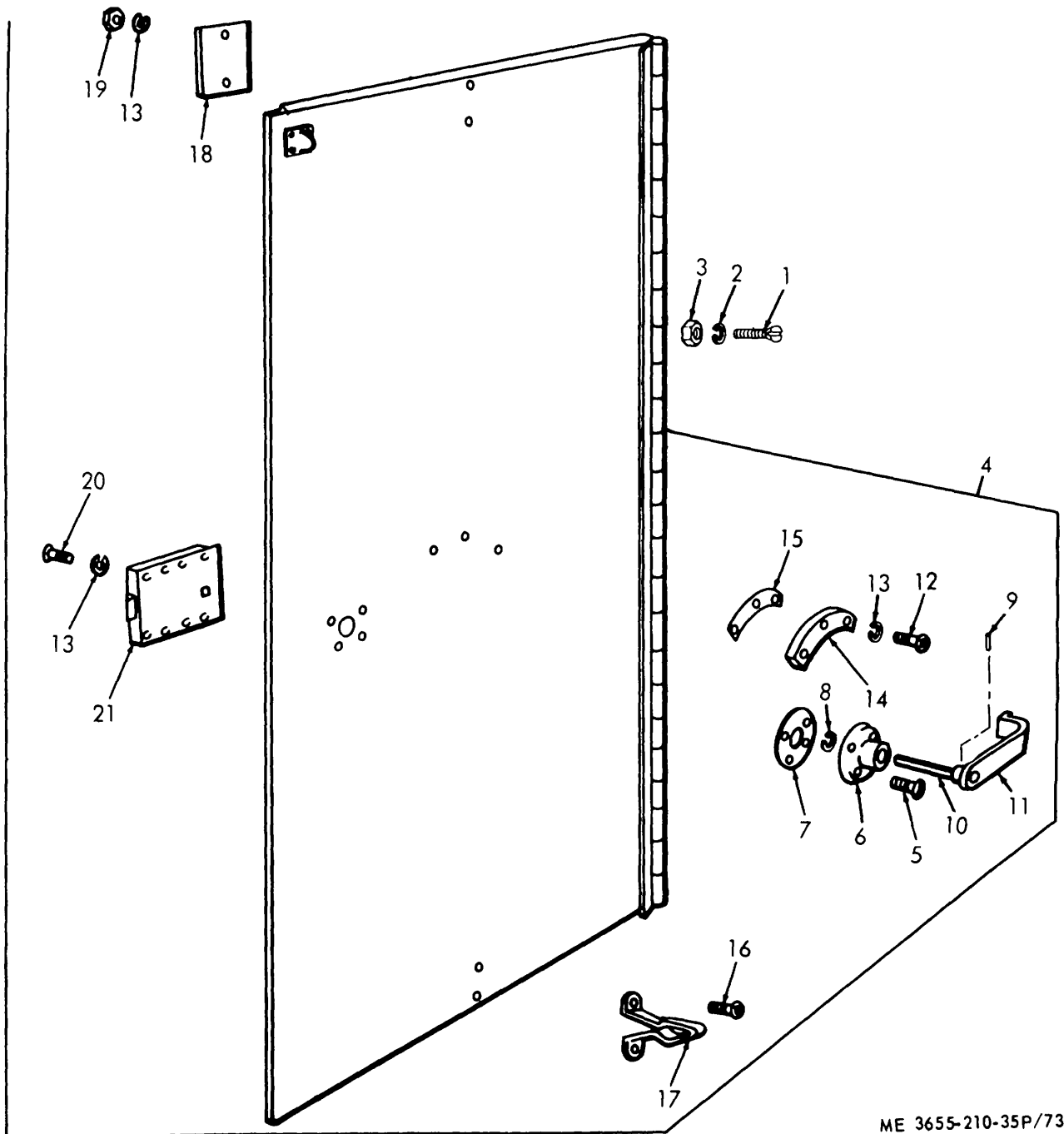
ME 3655-210-35P/71

Figure 71. Trailer Support Leg, Left Hand



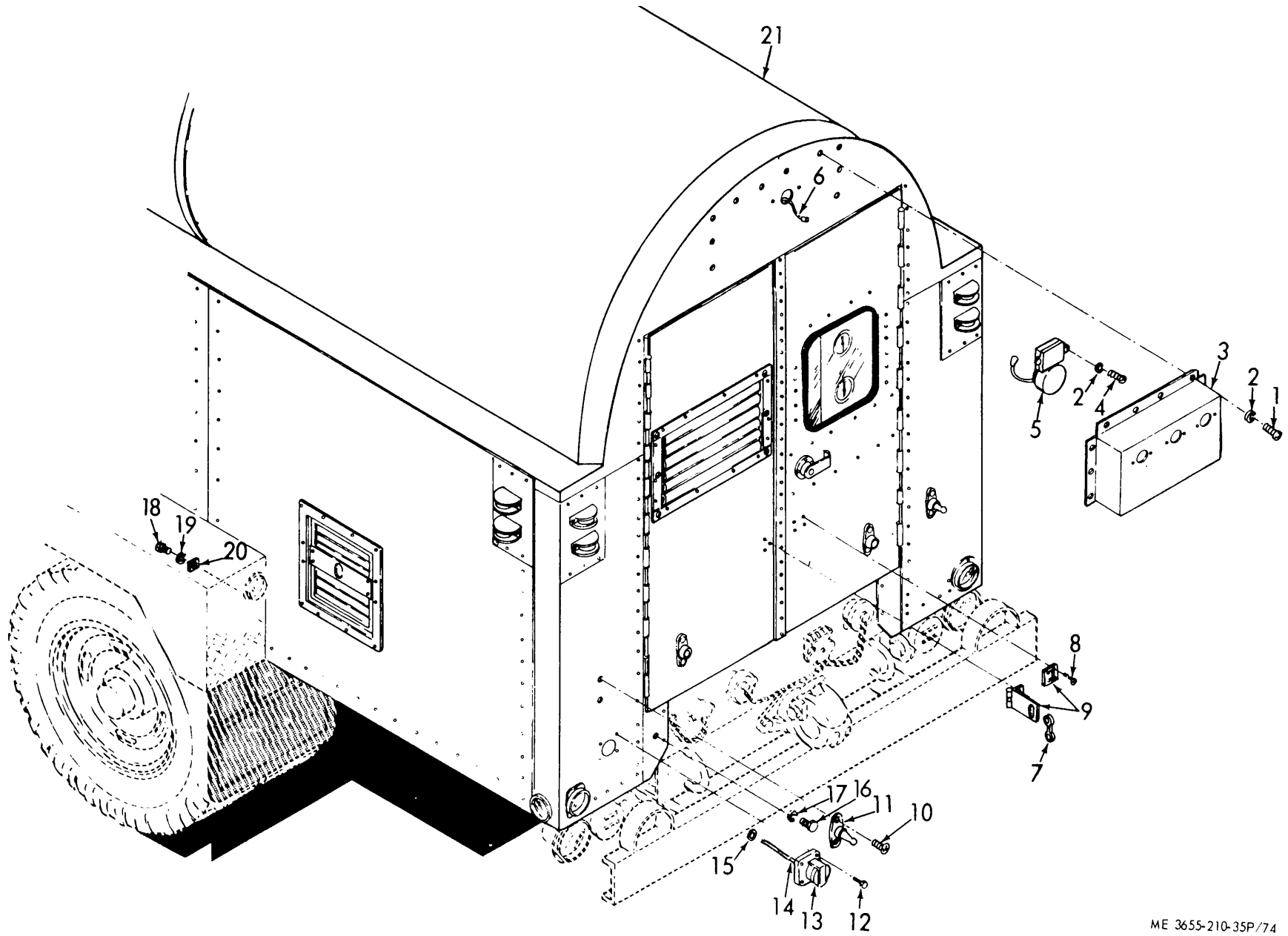
ME 3655-210-35P/72

Figure 72. Fenders, Wheel Chock and Ladder



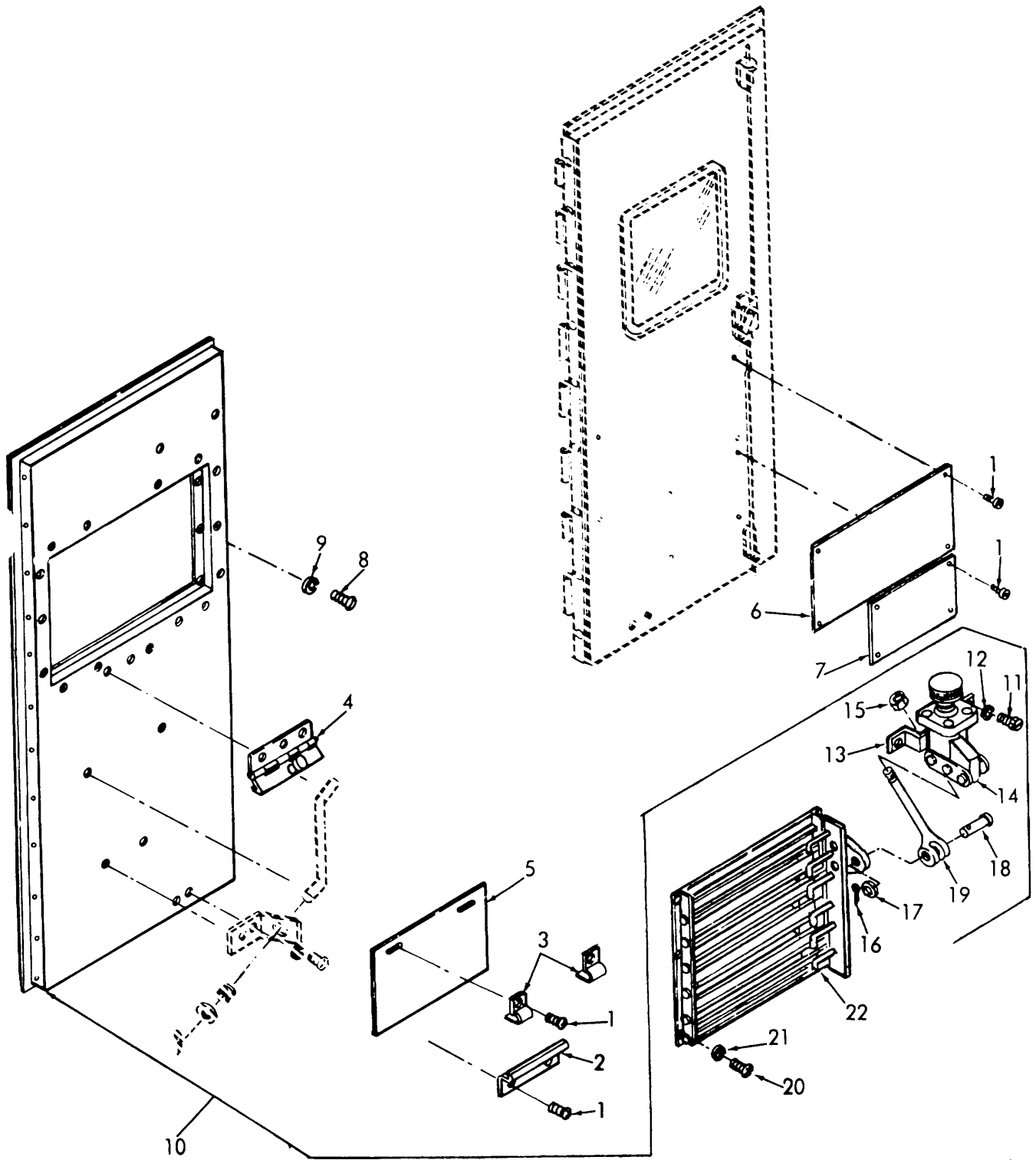
ME 3655-210-35P/73

Figure 73. Storage Compartment Door



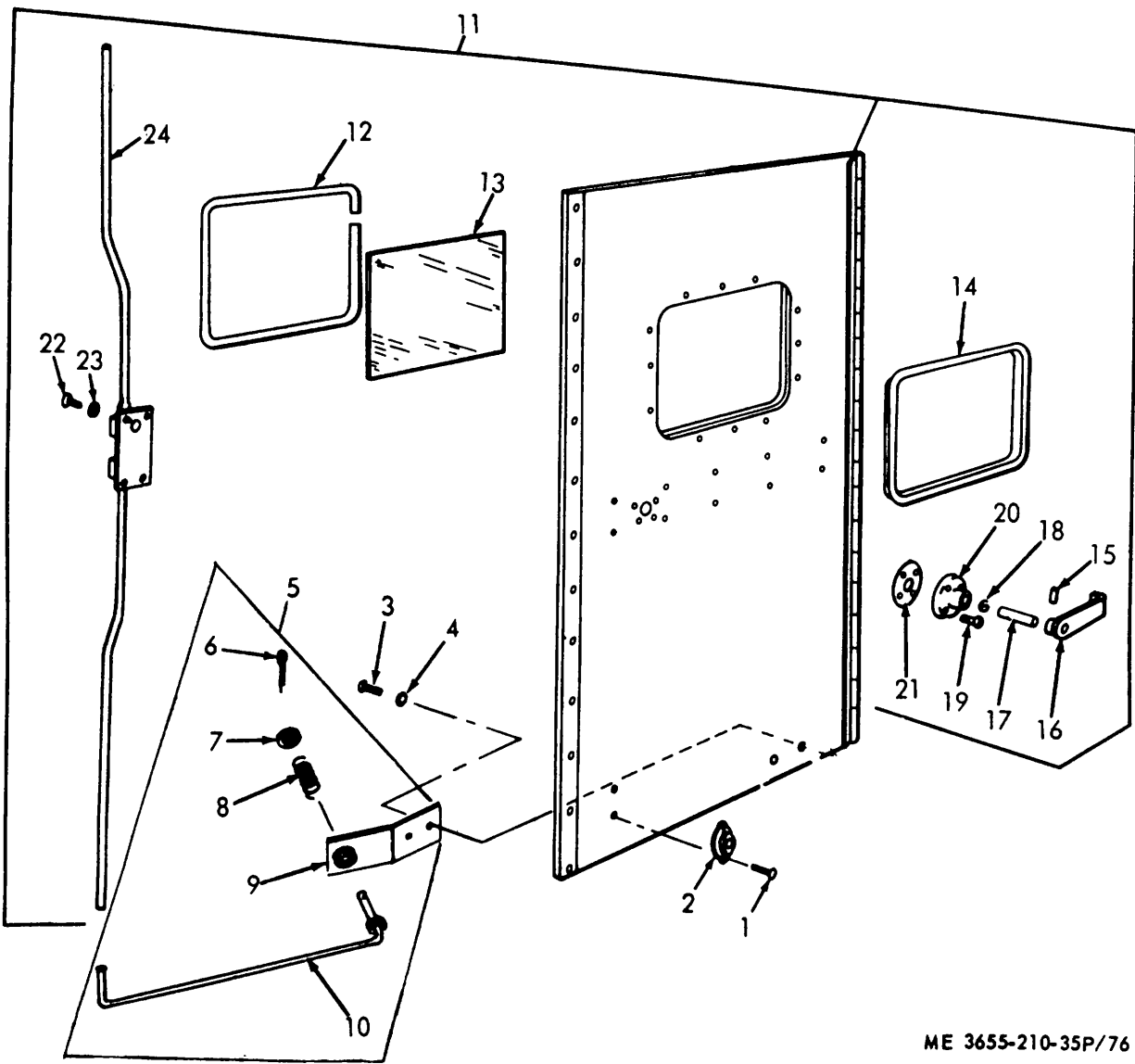
ME 3655-210-35P/74

Figure 74. Power Compartment Housing



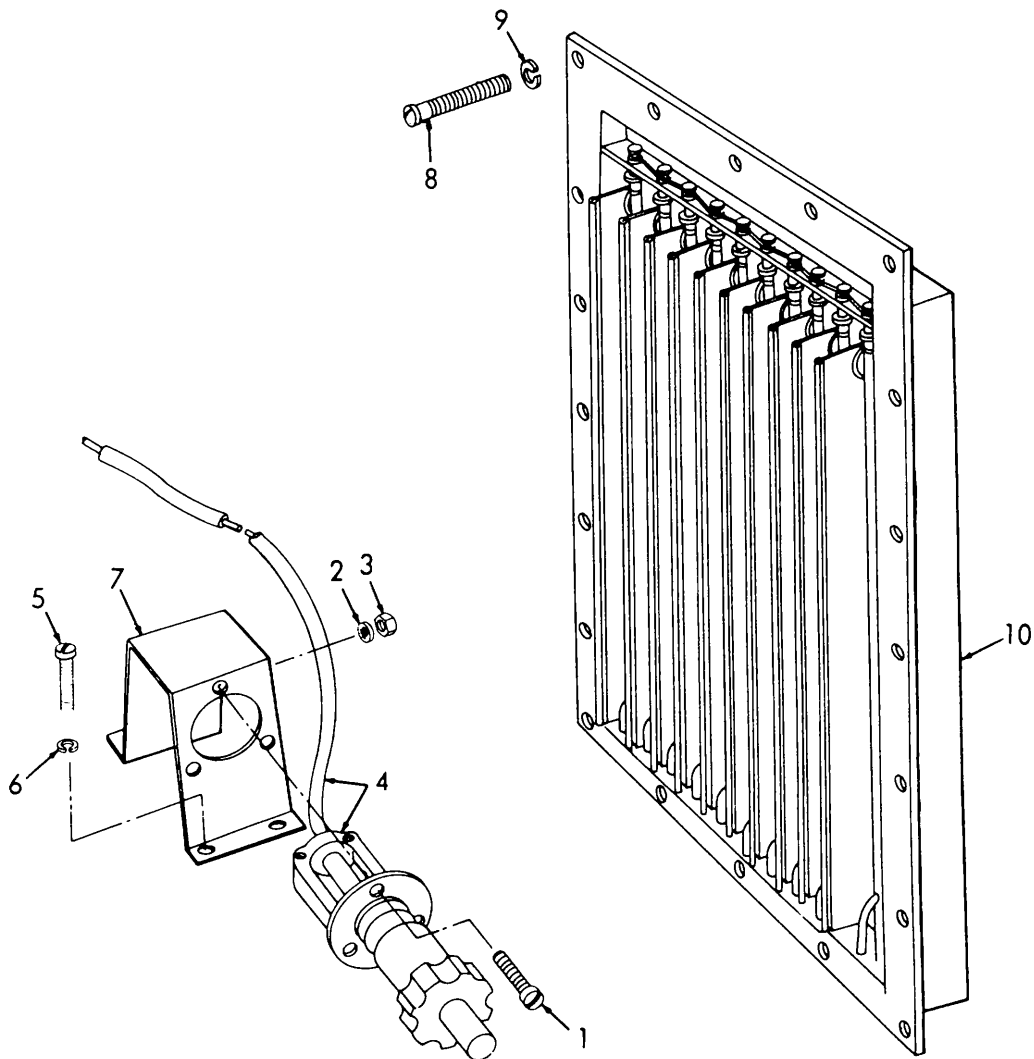
ME 3655-210-35P/75

Figure 75. Power Compartment Door, Left Hand



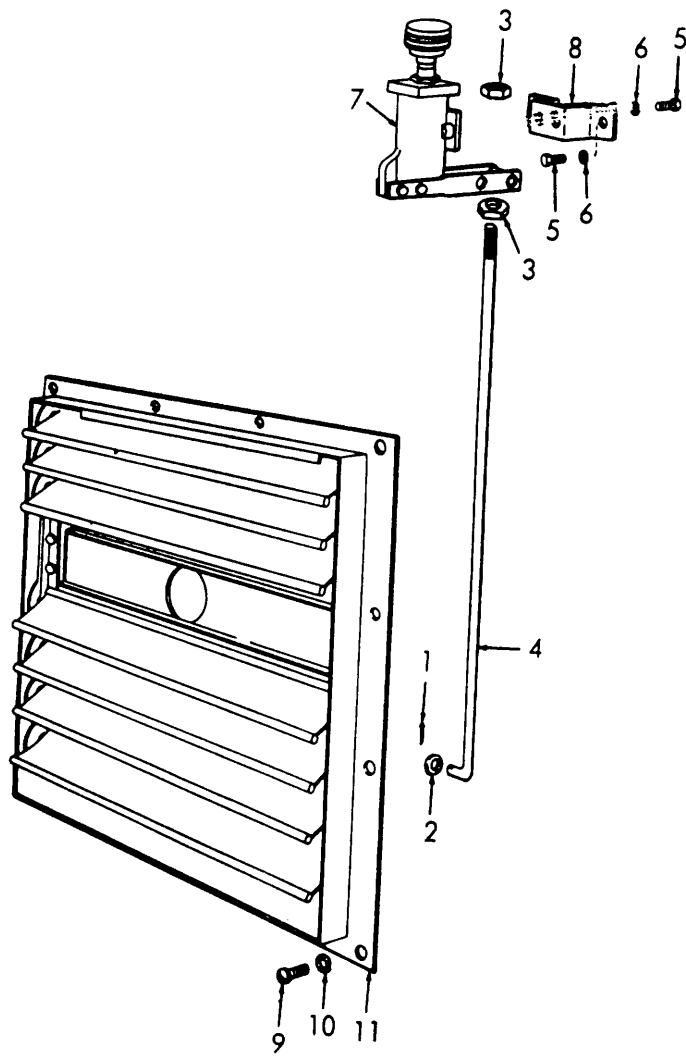
ME 3655-210-35P/76

Figure 76. Power Compartment Door, Right Hand



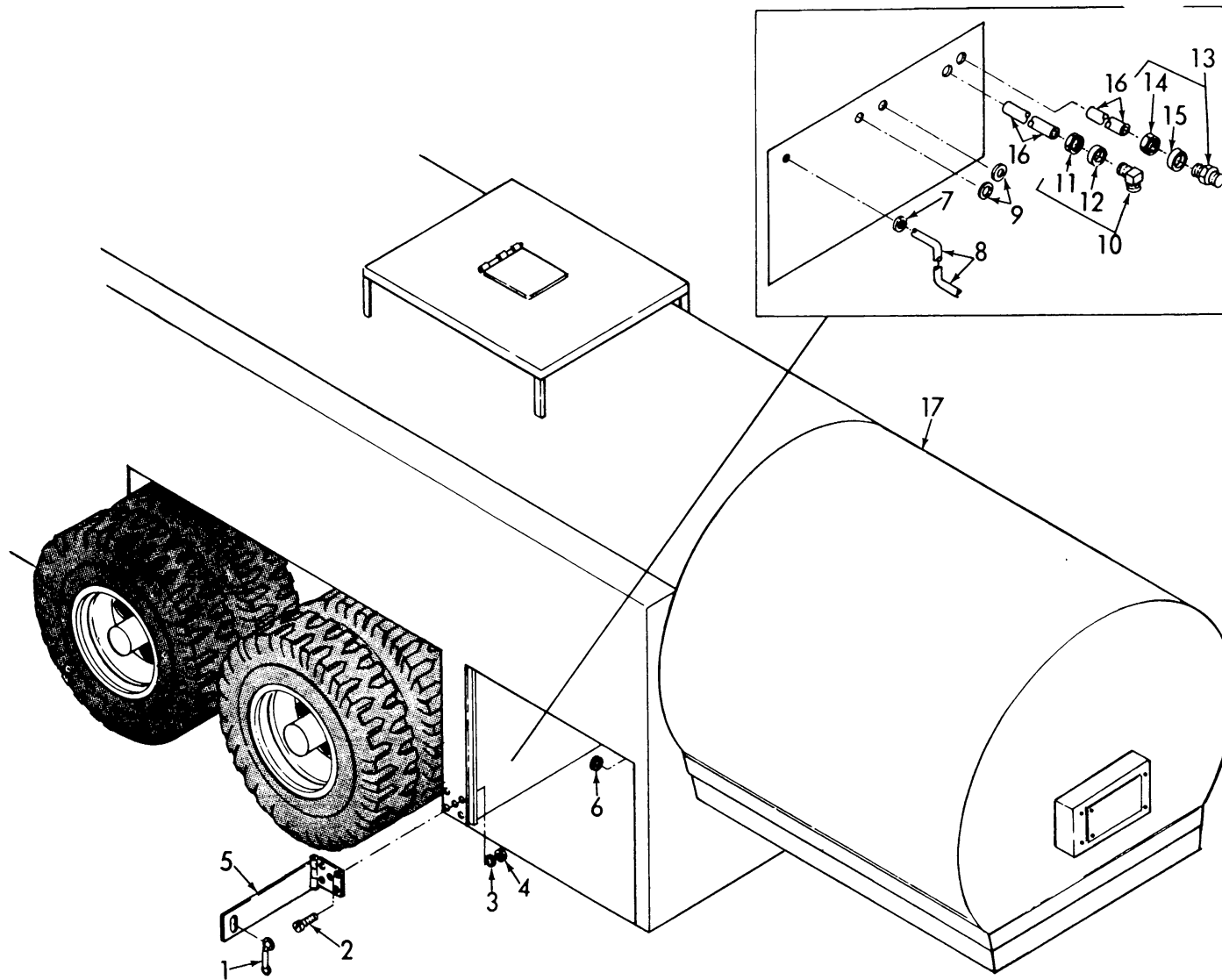
ME 3655-210-35P/77

Figure 77. Refrigerant Shutter and Control



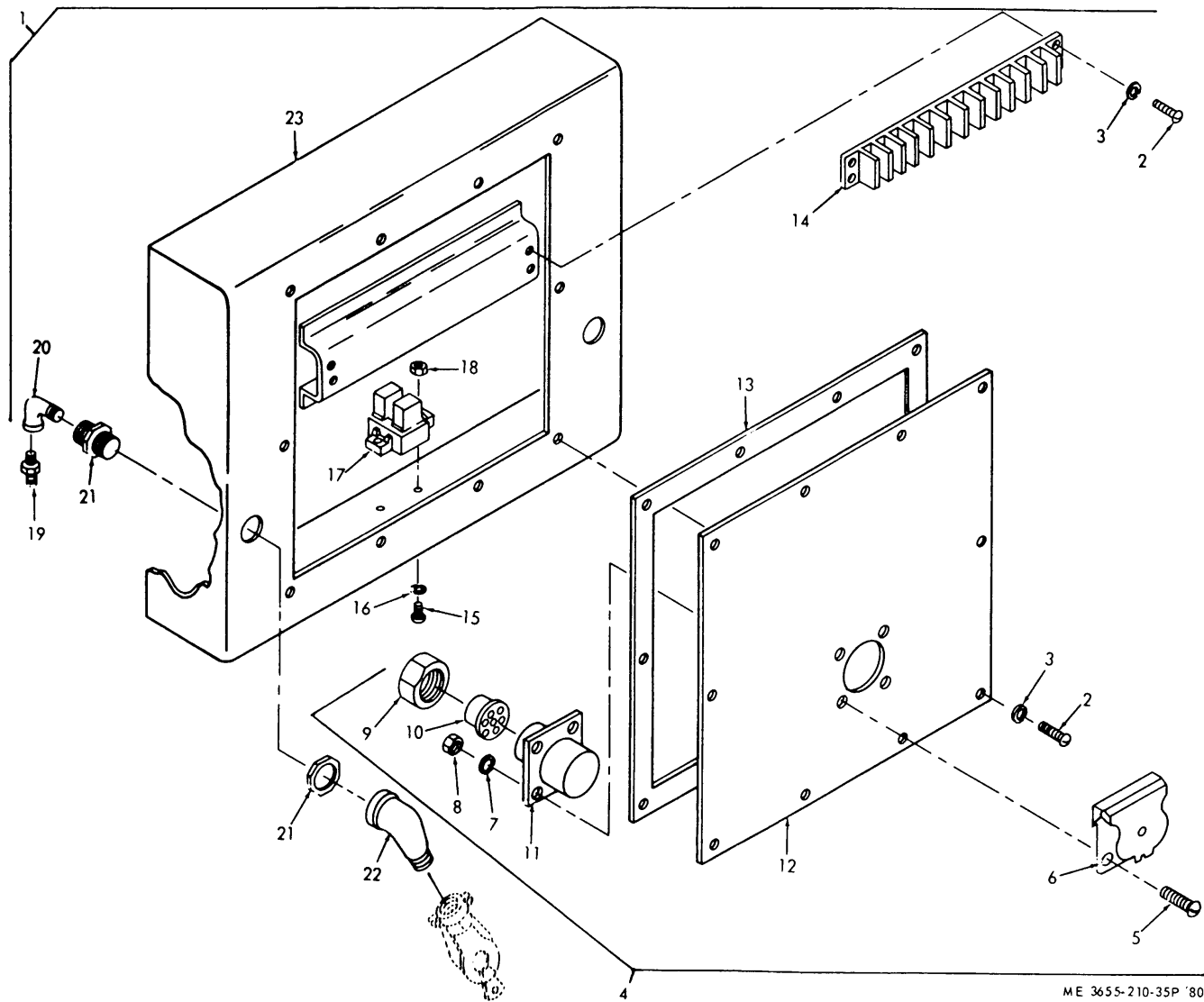
ME 3655-210-35P/78

Figure 78. Gas Engine Shutter and Control
182



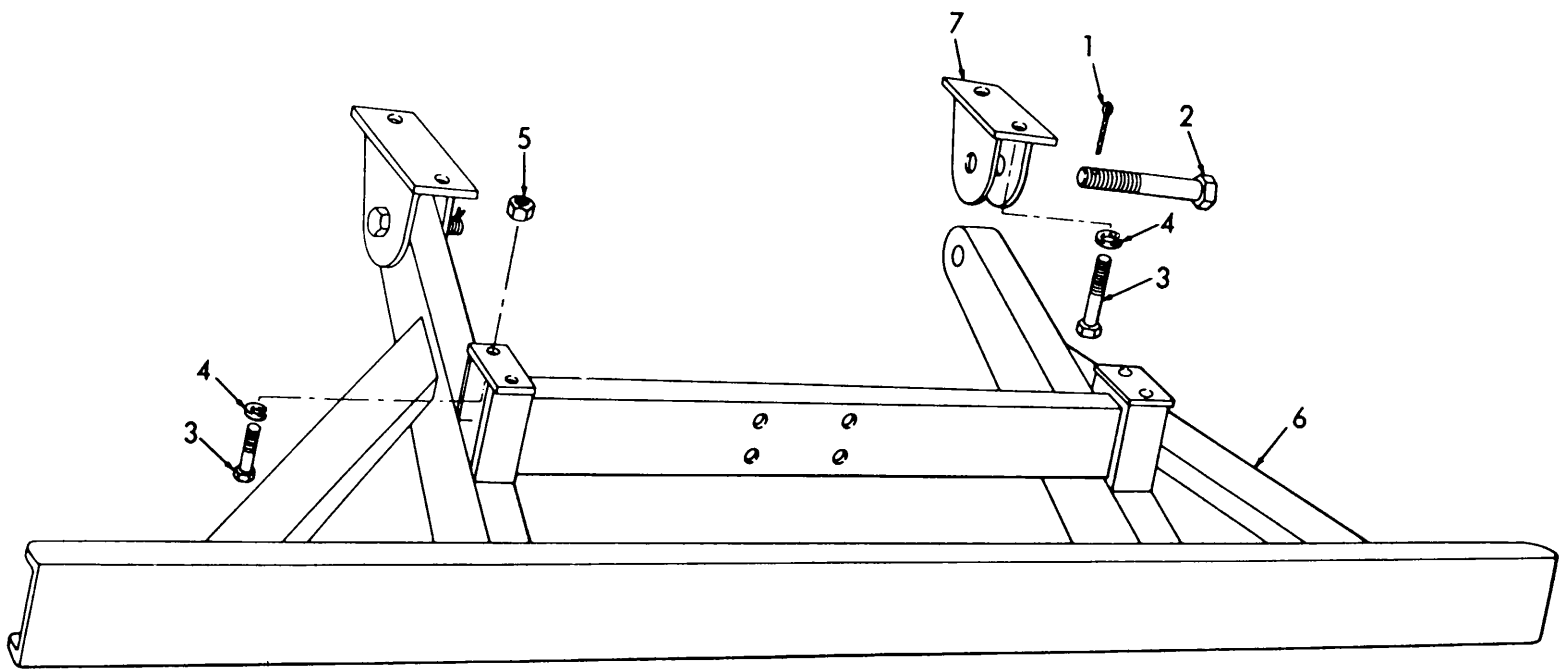
ME 365S-210-35P/79

Figure 79. Chassis
183



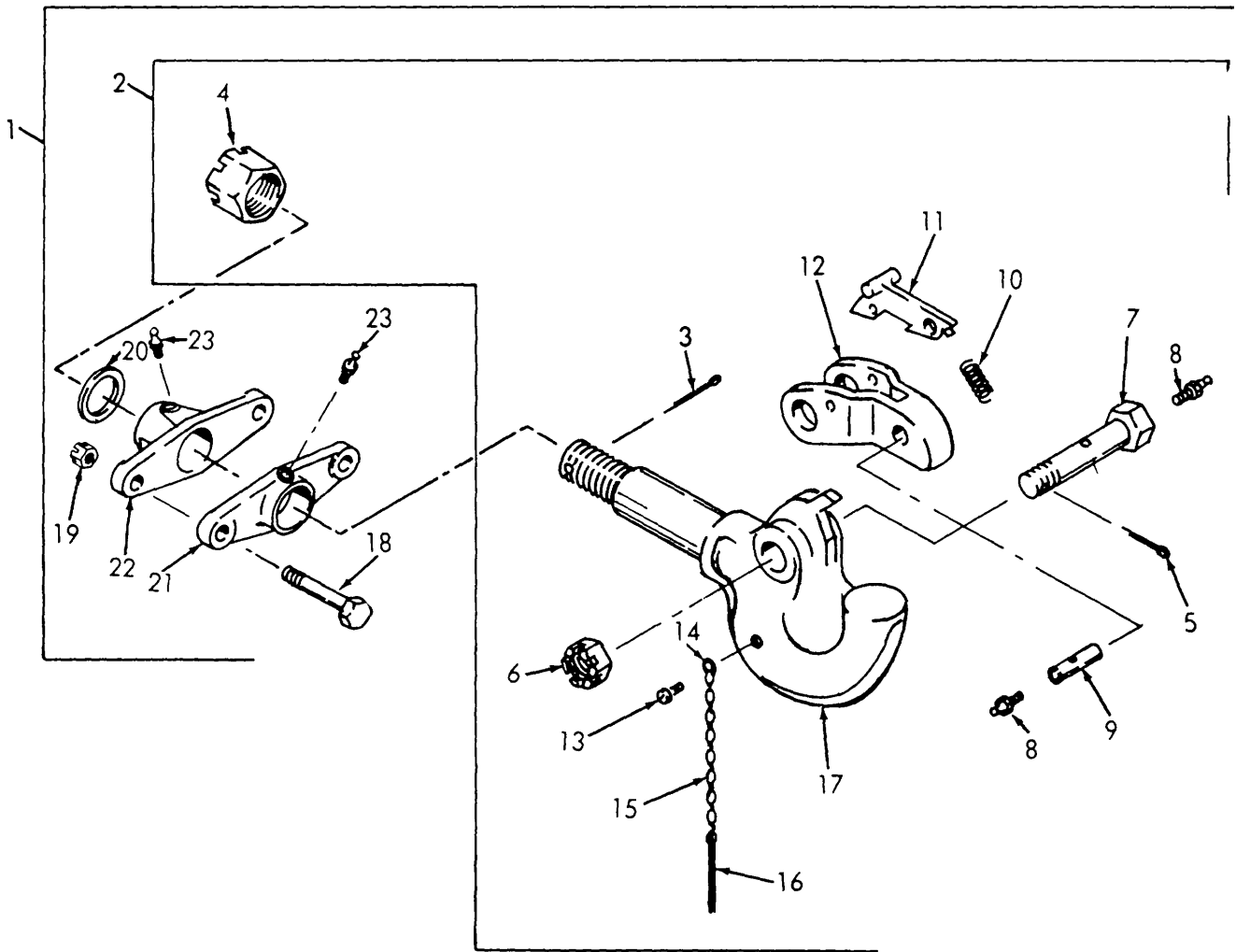
ME 3655-210-35P '80

Figure 80. Nose Box



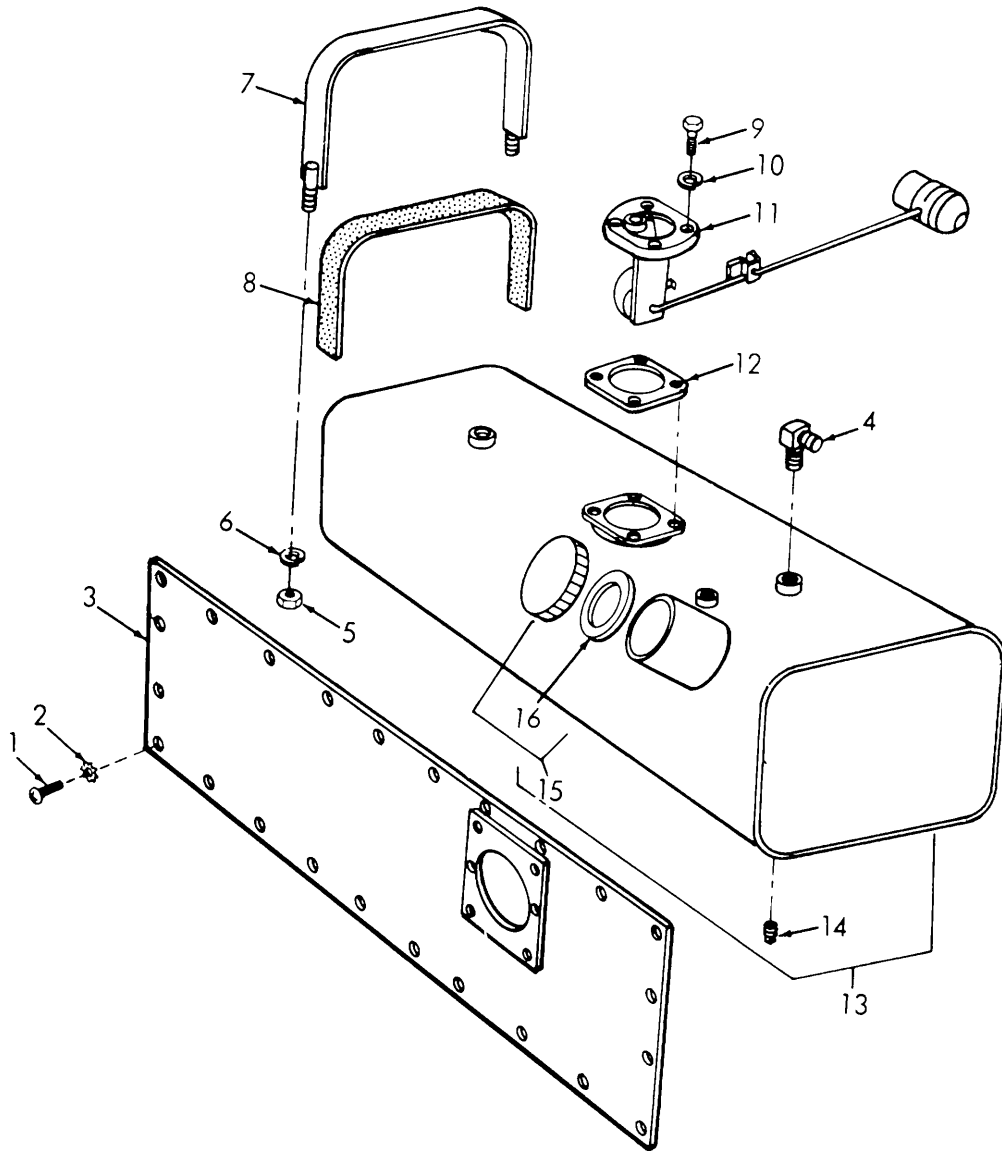
ME 3655-210-35P/81

Figure 81. Bumper
185



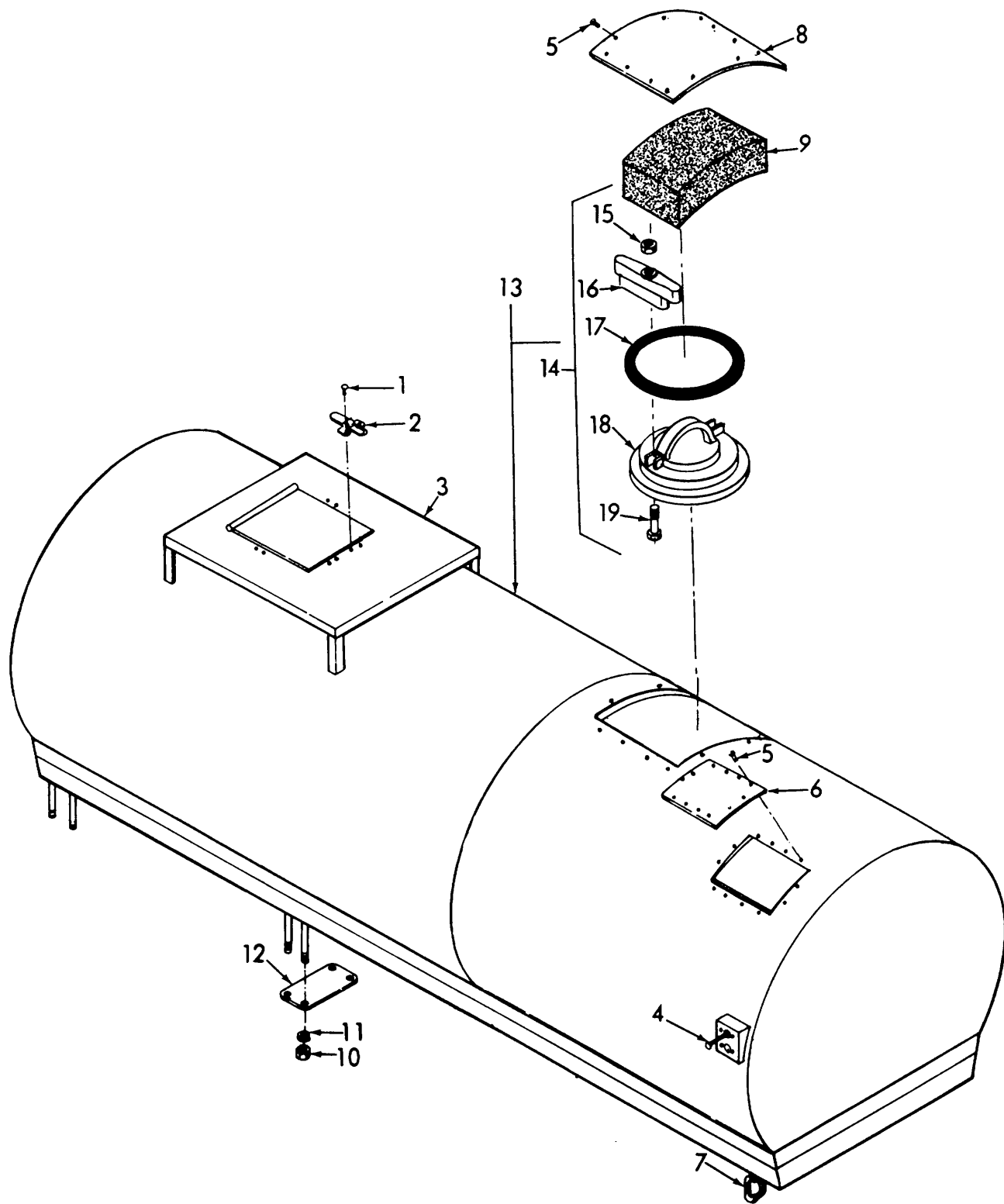
ME 3655-210-35P/82

Figure82. Pintle



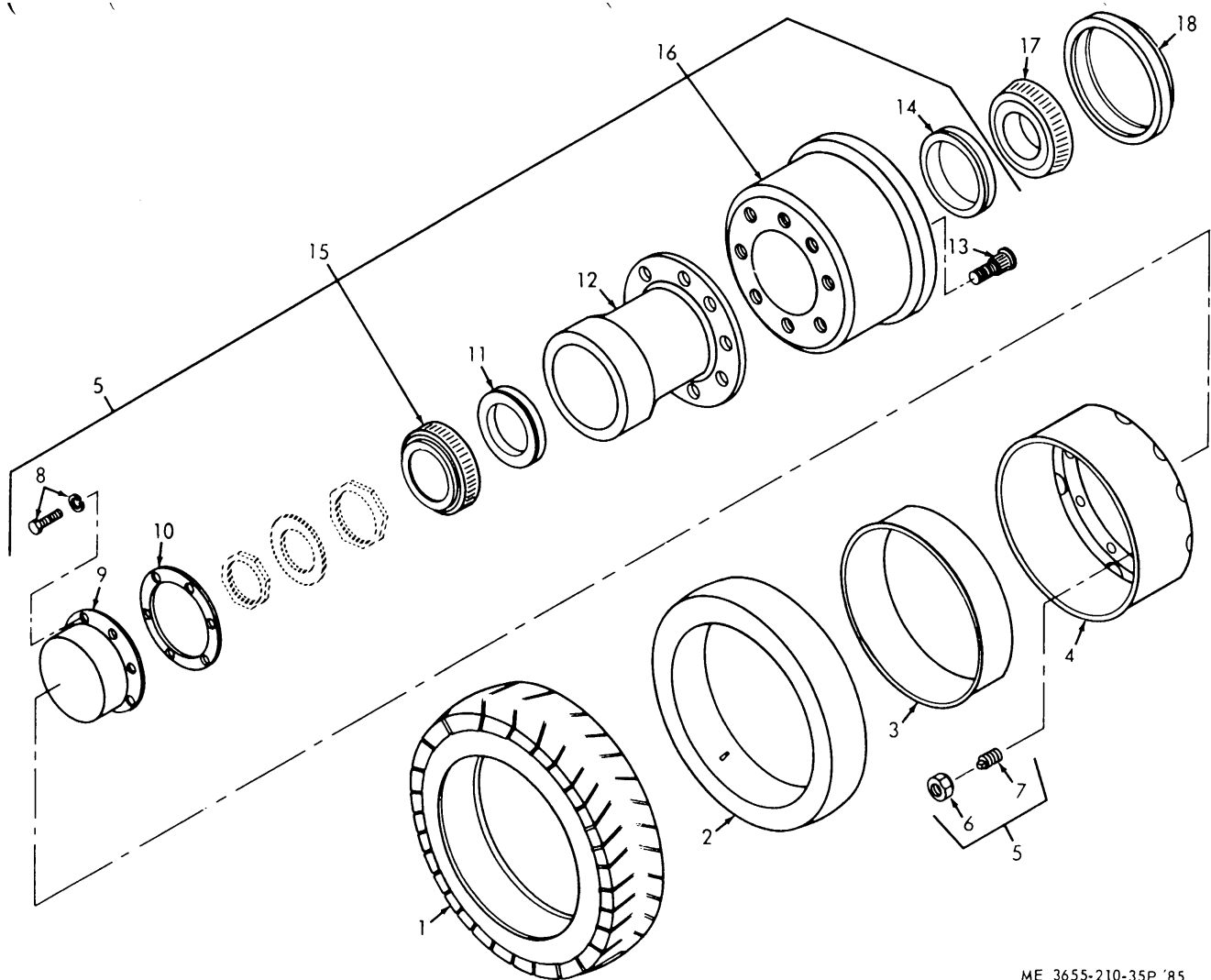
ME 3655-210-35P/83

Figure 83. Fuel Tank



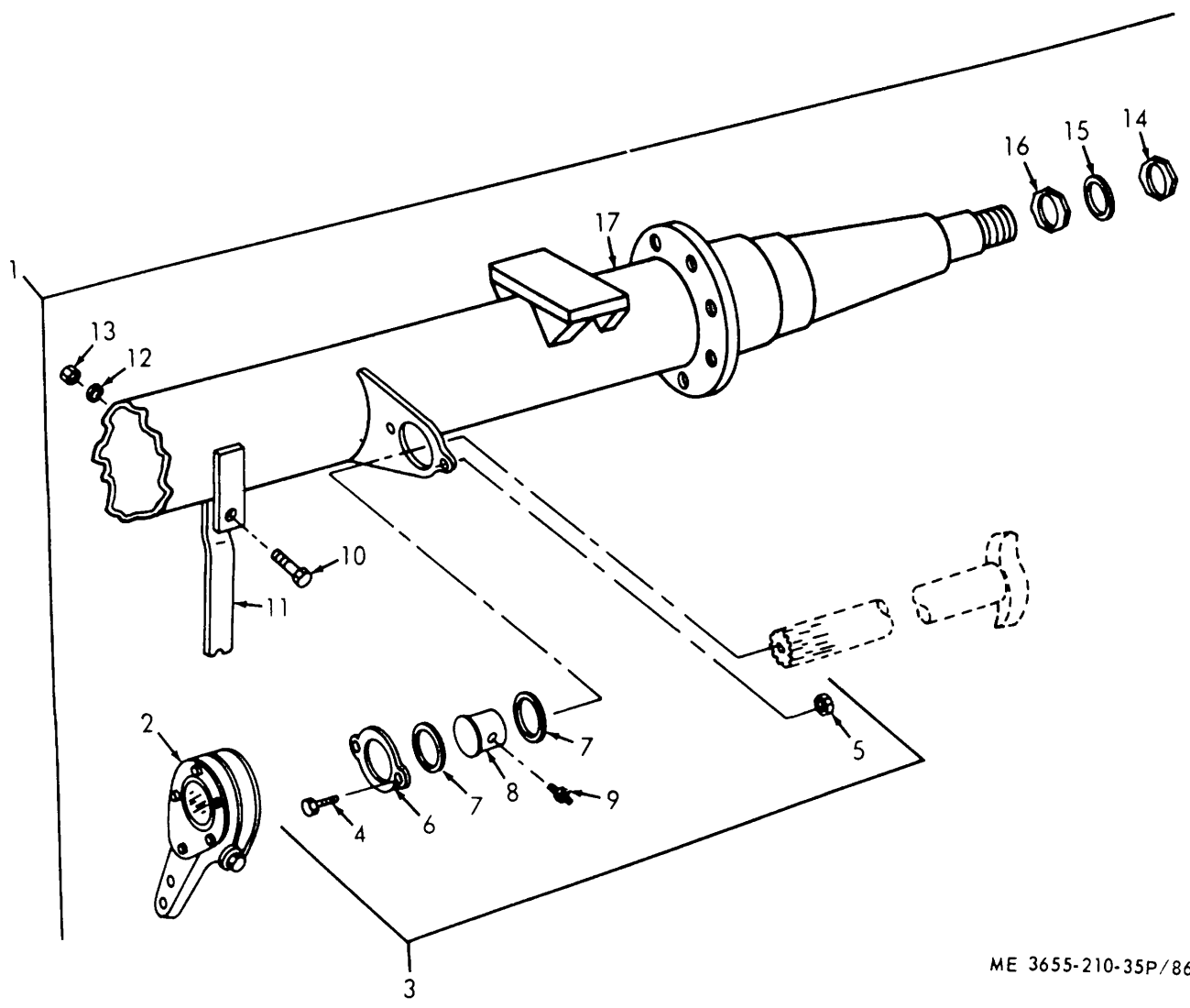
ME 3655-210-35P/84

Figure 84. Pressure Vessel and Housing



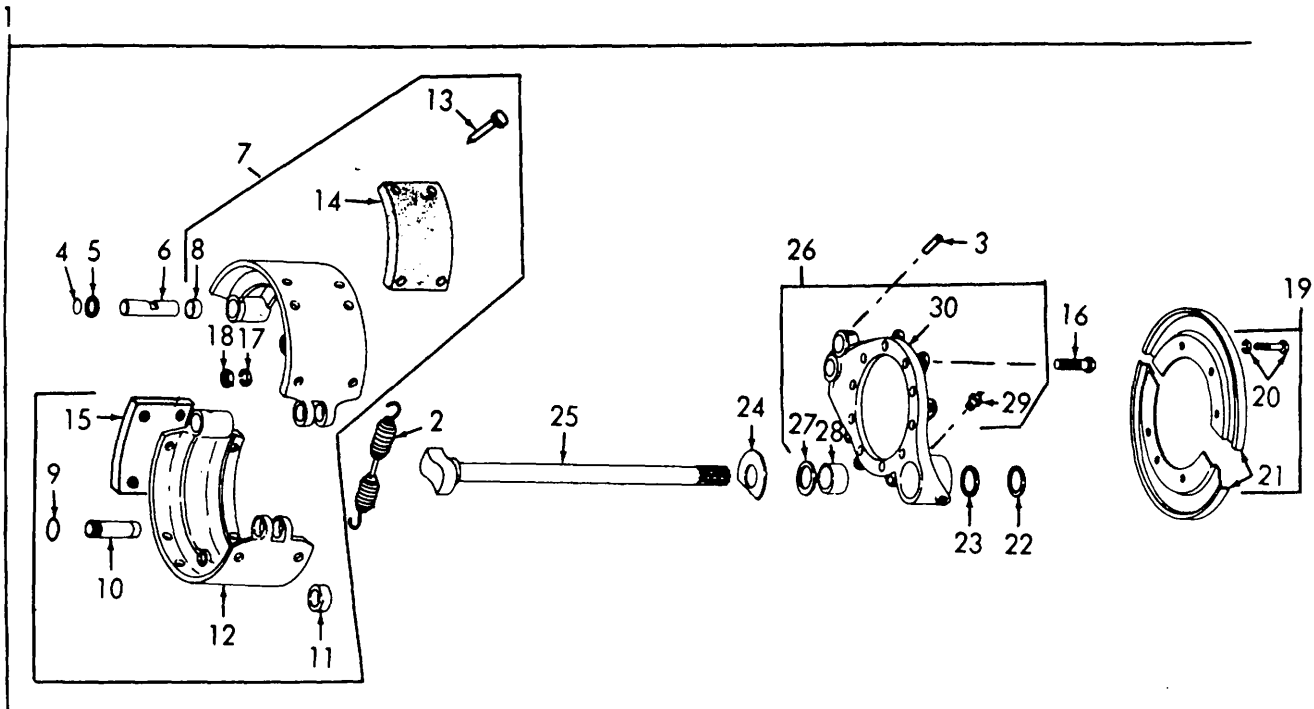
ME 3655-210-35P '85

Figure 85. Hub, Tires and Wheels



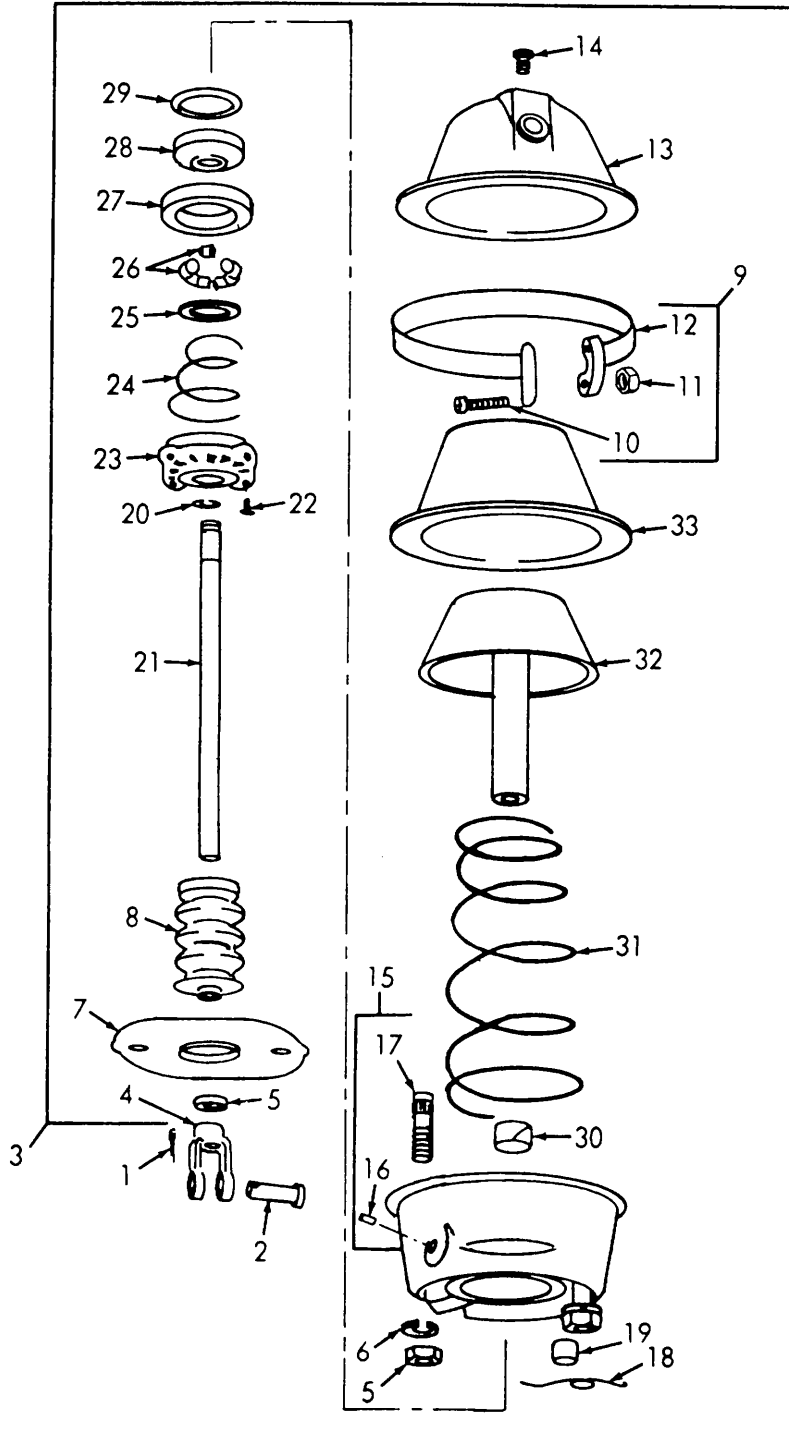
ME 3655-210-35P/86

Figure 86 Vehicular Axle



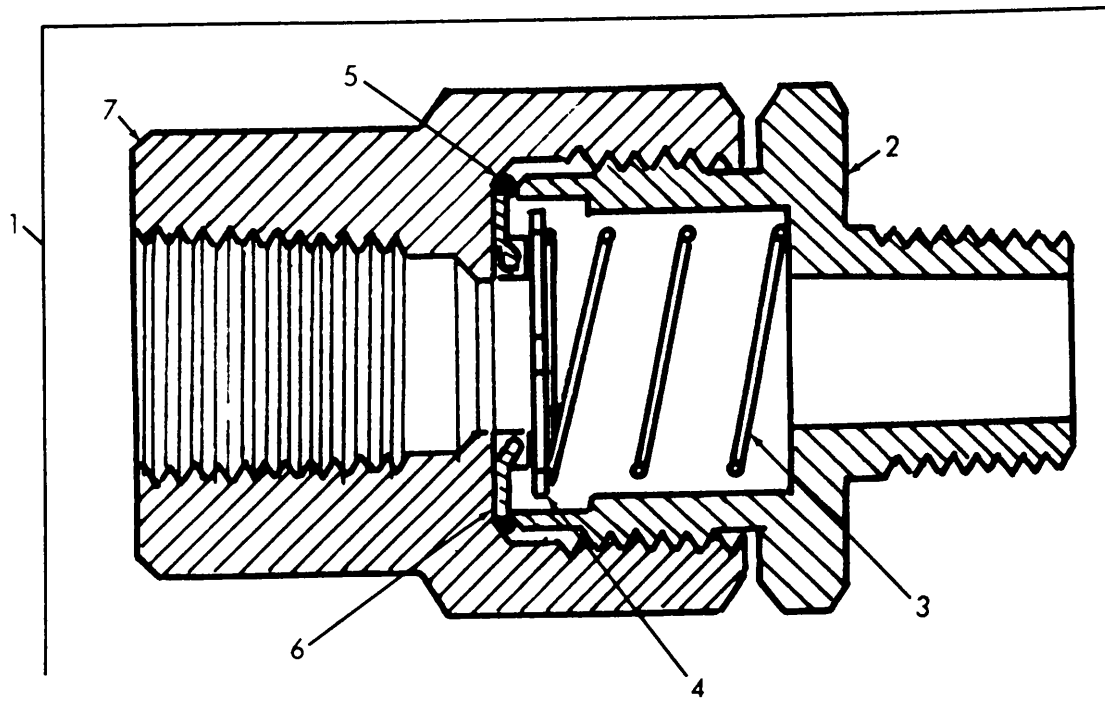
ME 3655-210-35P/87

Figure 87. Service Brakes



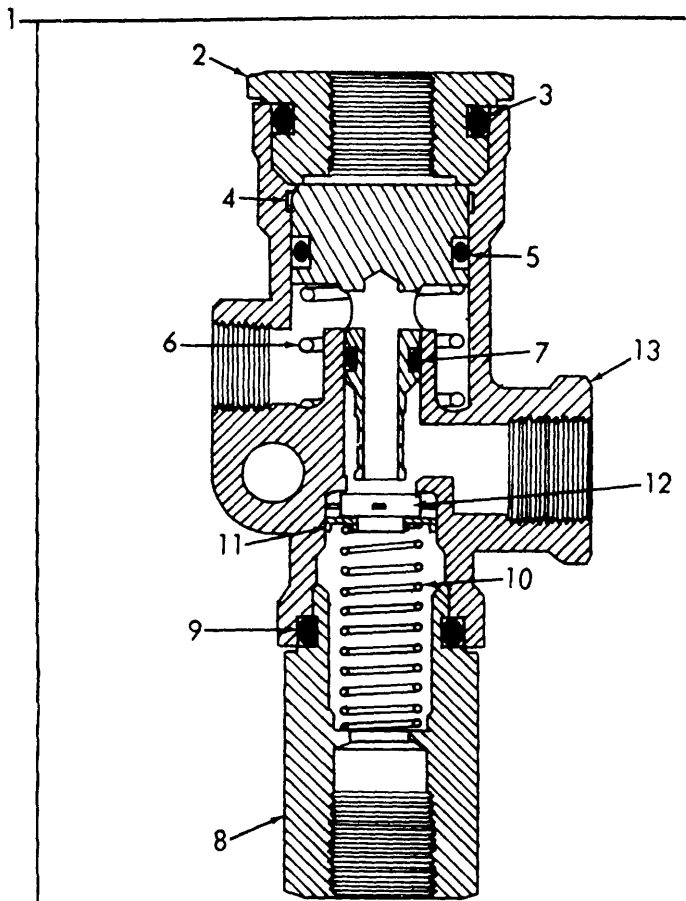
ME 3655-210-35P/88

Figure 88. Air Brake Chamber



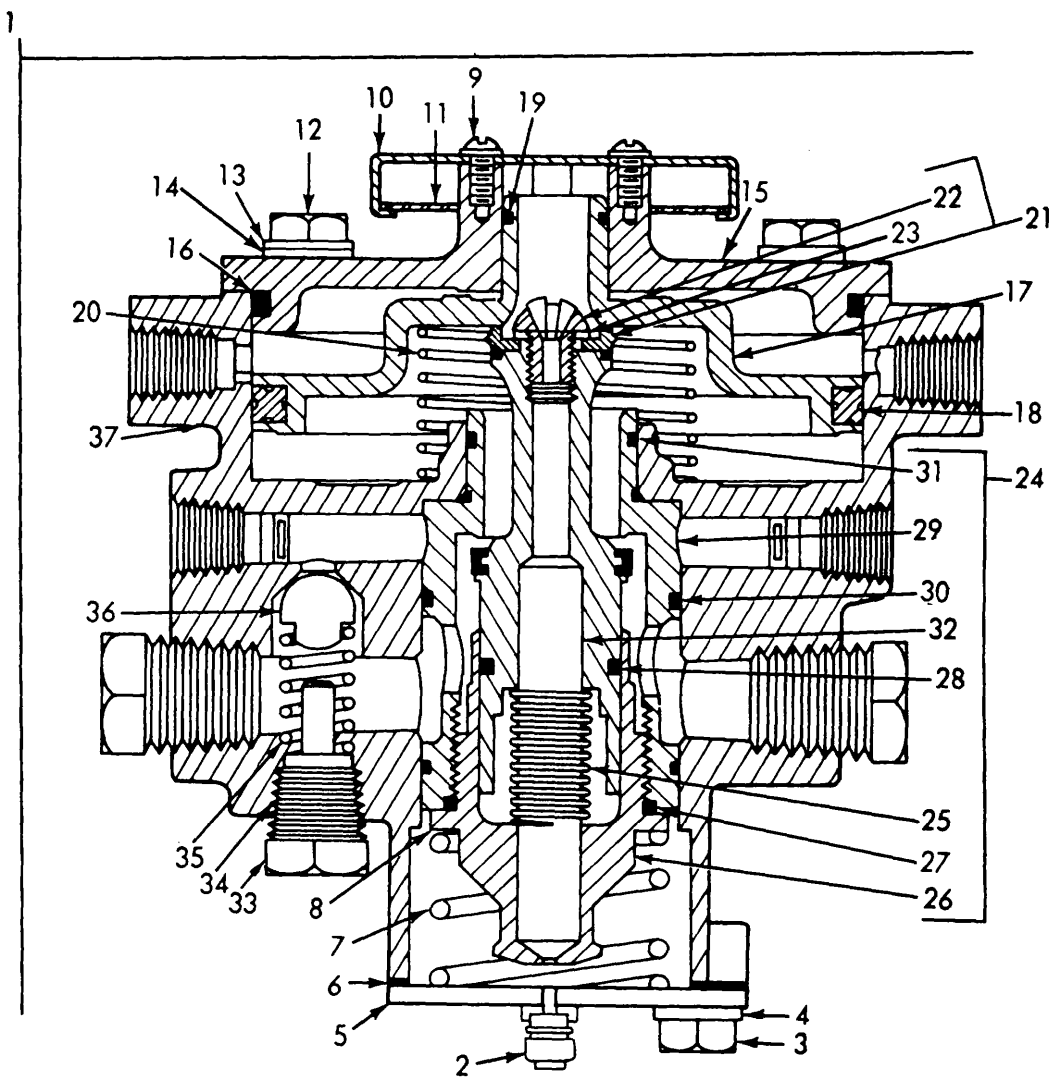
ME 3655-210-35P/89

Figure 89. Check Valve



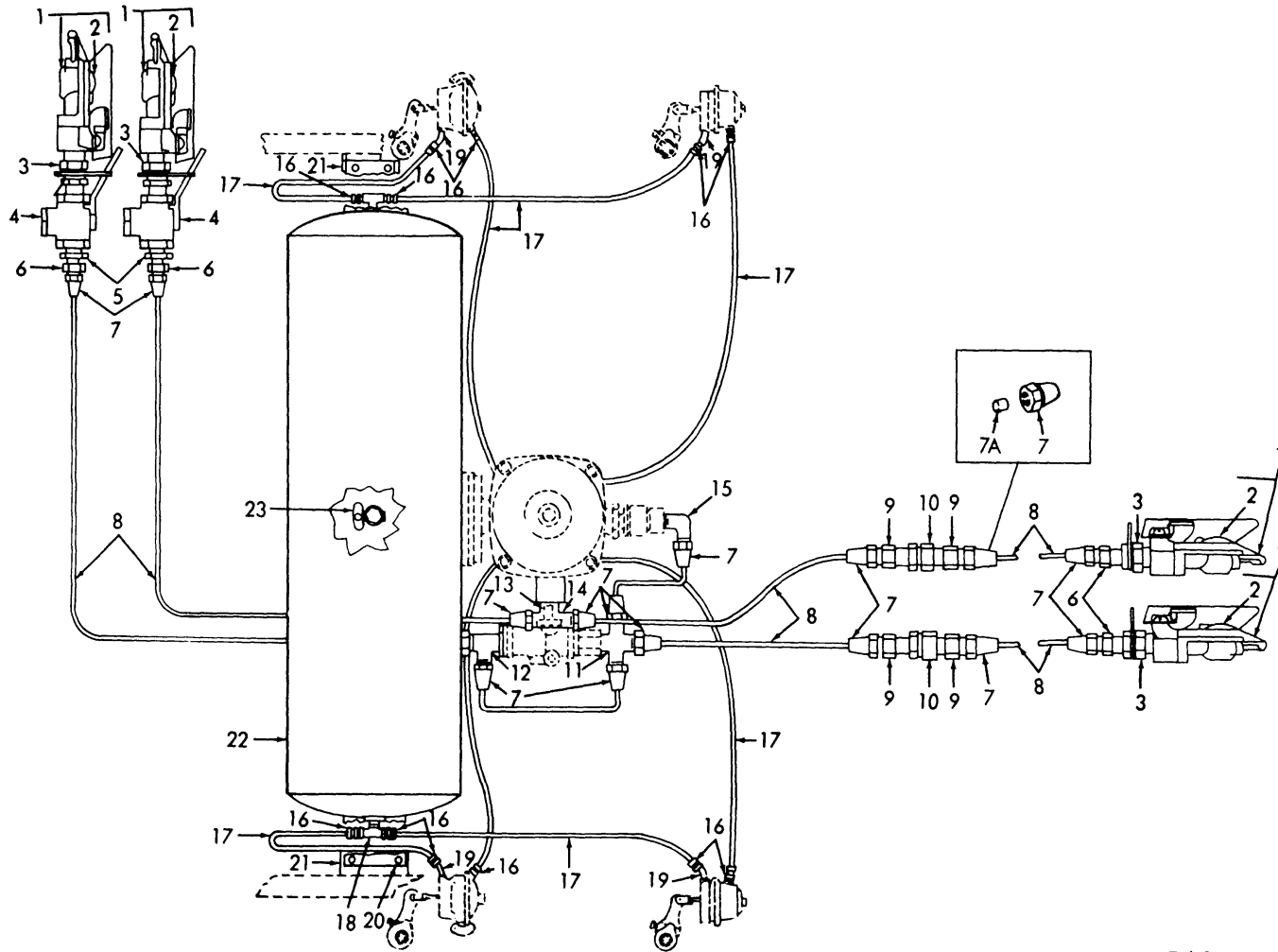
ME 3655-210-35P/90

Figure 90. Trailer Release Valve



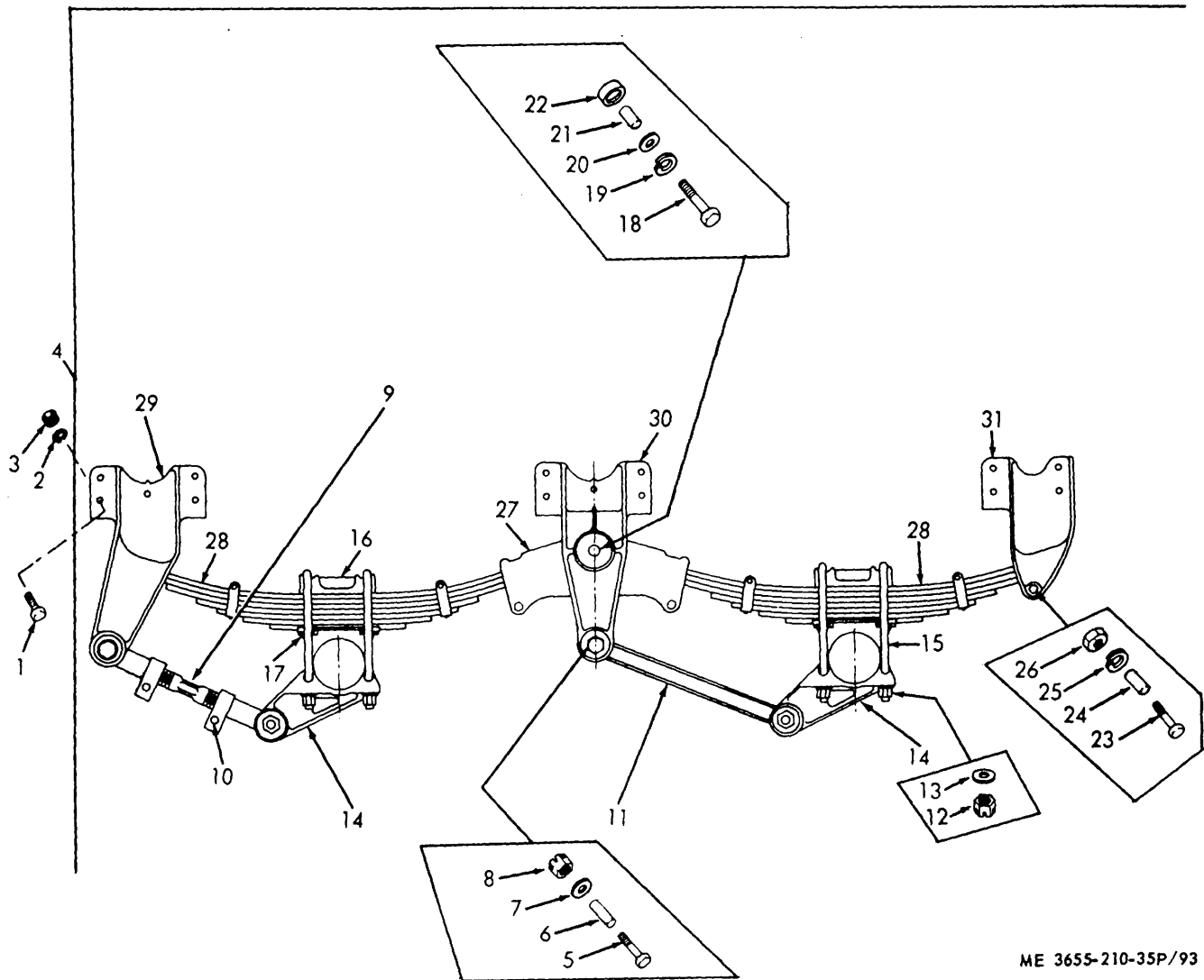
ME 3655-210-35P/91

Figure 91. Emergency Relay Valve



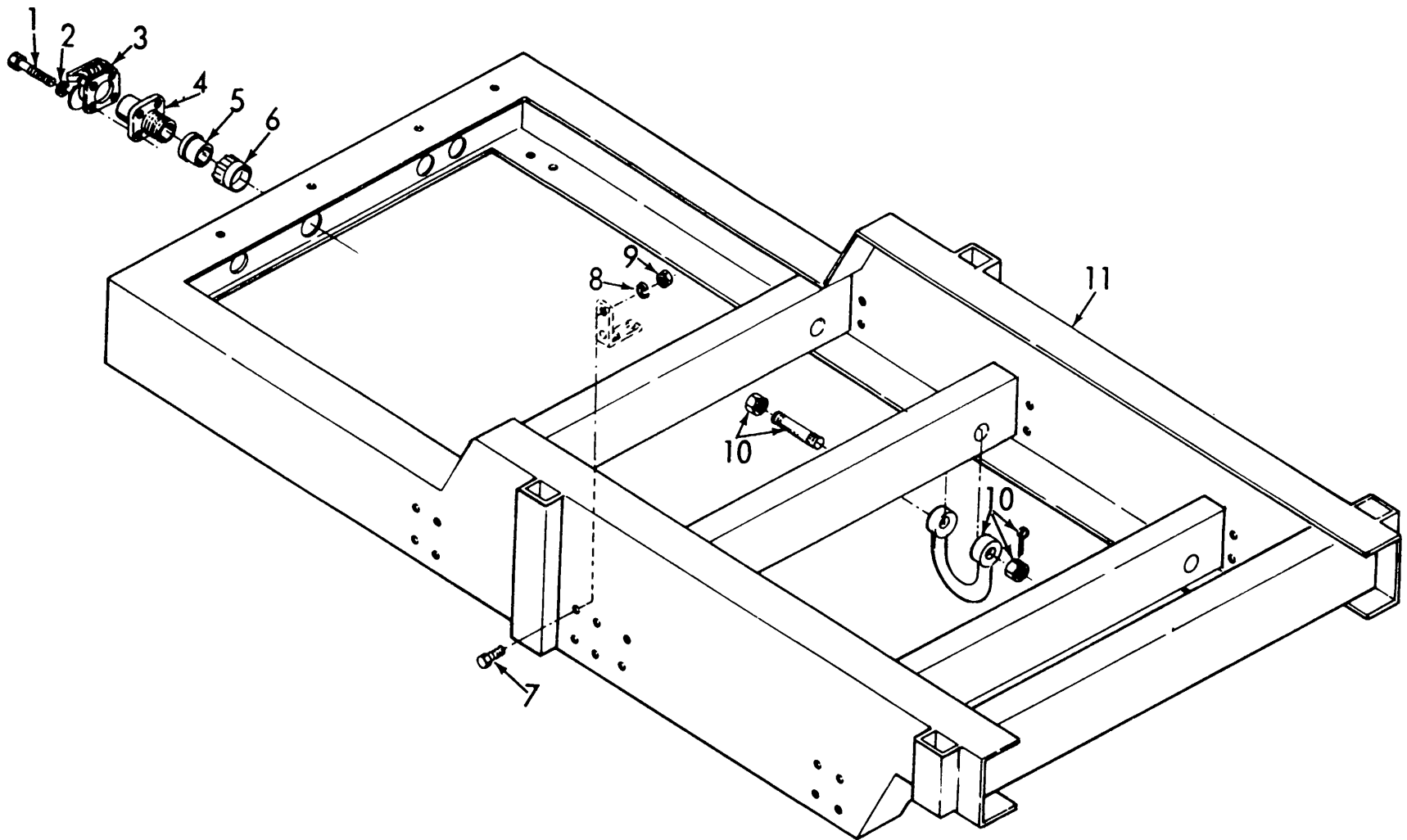
ME 3655-210-35P/92

Figure 92. Air Brake-System



ME 3655-210-35P/93

Figure 93. Tandem



ME 3655-210-35P/94

Figure 94. Rear Frame

**Section IV. INDEX FEDERA STOCI NUMBER AND REFERENCE NUMBER
CROSS REFERENCE TO FIGURE AND ITEM NUMBER**

<u>Stock Number</u>	<u>Figure No.</u>	<u>Item No.</u>	<u>Stock Number</u>	<u>Figure No.</u>	<u>Item No.</u>
1440-688-6180	71	14	2540-47-4783	85	3
1560-994-4309	84	7	2540-536-2641	54	1
1660-099-7064	56	35	2540-566-7795	61	3°
1660-180-6451	60	11	2540-679-1237	54	12
1660-211-4585	60	10	2540-707-9813	56	18
1660-216-6139	56	20	2540-772-2050	82	1
1660-449-1408	56	7	2540-921-5069	72	2
1660-449-1409	56	19	2590-030-6943	70	4
1660-449-1447	56	4		71	4
1660-485-4189	56	41	2590-141-3553	91	34
1660-507-0405	56	49	2590-421-1517	69	6
1660-507-0406	56	24	2590-421-1151	70	1
1660-698-6312	56	14	2590-421-1519	68	7
1660-699-0197	56	33	2590-510-8829	70	16
1660-699-8882	56	22		71	11
2030-300-9405	50	22	2590-567-9294	57	2
2510-672-4739	73	15	2590-659-9262	75	14
2520-201-1635	37	21		78	7
2520-319-6011	70	31	2610-051-9450	85	2
	71	22	2610-262-8653	85	1
2520-252-6240	37	11	2805-055-2805	21	25
2520-421-1419	37	3	2805-227-6416	21	10
2520-447-8866	37	18	2805-309-8040	21	19
2520-813-7541	87	28	2805-339-5589	21	14
2530-021-6202	91	6	2805-339-5595	23	16
2530-080-7100	91	35	2805-339-5598	24	9
2530-080-7101	91	25	2805-360-8334	21	4
2530-121-0385	86	7	2805-366-2249	24	5
2530-420-8725	88	3	2805-366-6223	22	23
2530-420-8728	88	3	2805-366-6240	22	22
2530-421-1415	85	5	2805-366-6248	24	4
2530-421-1416	85	5	2805-368-8775	25	15
2530-421-1417	88	26	2805-374-9710	23	22
2530-421-1418	91	29	2805-374-9746	21	12
2530-445-5360	70	29	2805-400-5211	33	3
2530-513-9932	71	15	2805-528-6097	21	13
2530-513-9933	70	19	2805-528-6396	21	15
2530-562-0487	70	21	2805-536-8776	25	14
2530-562-0488	70	23	2805-536-8830	26	16
2560-562-9885	91	17	2806-536-8835	4	3
2530-670-5333	70	26	2805-554-1005	23	11
2530-670-5334	70	41	2805-554-9029	23	27
	71	30	2806-571-1100	23	20
2530-670-5336	71	1	2805-608-4998	23	12
2530-679-5658	70	35	2806-627-3467	24	9
2530-701-4980	70	24	2806-652-9757	21	17
	70	20	2805-695-2183	25	6
2530-708-9423	91	17	2905-695-2183	25	10
2530-708-9433	91	11	2805-695-2186	25	1
2530-708-9505	91	1	2805-718-6972	21	9
2530-737-7886	92	10	2805-730-6327	21	15
2530-811-0761	92	7	2805-730-9929	24	7
2530-811-0768	91	20	2805-741-0243	25	17
2530-811-0769	91	15	2805-741-0243	25	7
2530-860-7878	87	14	2805-767-9386	23	8
2530-860-7879	85	16	2805-776-8114	25	13
2530-887-5506	87	7	2805-776-8114	19	13
2530-888-2286	70	18	2805-778-3514	23	28
2530-893-4100	88	33	2805-836-8330	23	9
2530-969-8758	91	3	2805-839-5274	23	9
2530-870-3450	91	32	2805-839-5276	23	9
2530-870-3451	43	16	2805-839-5276	27	9
2530-980-1701	43	17	2910-282-7557	27	11
2530-980-1708	43	18	2910-305-5749	27	11
2530-980-1709	90	9	2910-354-4710	27	7
2530-992-8280	61	38	2910-358-4316	27	8
2540-010-7429	58	13	2910-358-4317	27	10
2540-085-8586	58	18	2910-367-5327	27	10
2540-096-5729	61	20	2910-367-3621	27	6
2540-096-5732	16	3	2910-368-665	27	17
2540-096-5733			2910-374-8107	58	1
2540-096-5733	57		2910-715-3732	83	1
2540-096-5736	57	1	2910-717-3792	41	2
2540-096-5741	62	8	2910-753-9391	27	13
2540-211-6256	60	18	2910-776-3702	14	13
2540-213-7535	61	11	2910-788-3541	6	1
2540-312-2058	61	35	2910-979-3541	15	4
2540-345-0803	61	4	2920-062-8634	56	16
2540-385-7534	60	2	2920-069-7389	15	23
2540-420-8874	43	11	2920-335-4178	12	23
2540-421-1516	8	11	2920-335-4179	13	25
2540-421-1520	72	9			

**Section IV. INDEX FEDERA STOCI NUMBER AND REFERENCE NUMBER
CROSS REFERENCE TO FIGURE AND ITEM NUMBER**

<u>Stock Number</u>	<u>Figure No.</u>	<u>Item No.</u>	<u>Stock Number</u>	<u>Figure No.</u>	<u>Item No.</u>
2920-353-6609	13	20	3655-580-897	52	12
2920-353-7422	15	13	3655-584-1334	63	2
2920-364-5974	15	19	3655-591-7421	47	4
2920-366-6296	13	10	3655-618-2707	35	2
2920-374-3481	13	21	3655-628-0651	30	14
2920-391-2989	16	10	3655-628-5152	37	1
2920-392-4652	17	28	3655-628-5166	30	16
2920-428-3751	12	26	3655-628-5172	30	4
2920-529-7652		15	3655-629-2289	47	17
2920-540-7144	11	11	3655-629-2290	30	15
2920-604-7773	15	28	3655-629-2301	1	16
2920-604-7774	15	22	3655-633-4490	2	50
2920-604-7776	15	21		46	10
2920-607-1324	13	1	3655-649-8402	52	13
2920-626-8302	11	10	3655-649-8403	3	29
2920-659-6916	15	18	3655-649-8404	3	33
2920-699-5210	56	12	3655-653-5871	65	6
2920-740-2873	13	27	3655-653-5714	2	49
2920-787-0480	12	3	3655-875-4099	40	9
2920-810-7082	11	4	3655-977-2519	64	5
2920-900-6507	17	25	3655-979-3476	4	14
2920-900-9681	17	26	3655-979-3475	4	8
2935-846-3884	94	4	3655-979-3476	4	9
2940-371-4585	8	15	3655-980-1635	30	12
2940-528-2738	14	17	3655-980-1639	52	7
2940-542-3807	14	1	3655-980-1641	47	9
2940-593-2293	25	1	3655-980-1642	47	11
2990-024-2669	58	14	3655-980-1643	47	10
2990-083-8556	1	6	3655-986-3015	47	12
2990-205-4649	9	8	3655-989-2960	2	44
2990-275-6759	10	4		3	14
2990-294-1916	10	6			28
2990-297-4847	60	3		65	15
2990-464-3619	10	10	3655-991-9928	28	11
2990-585-5235	56	13	3990-366-6277	10	9
2990-599-4409	54	13	4130-400-6994	34	12
2990-657-4467	10	14	4130-073-6305	39	30
2990-658-6065	57	5	4130-213-1444	39	17
2990-751-8903	61	41	4130-292-1425	39	18
2990-977-2596	64	19	4130-353-5571	40	4
2990-979-3535	7	5	4130-371-6477	39	12
2995-197-5863	9	9	4130-374-7582	39	15
3030-529-0348	16	2	4130-374-7591	40	11
3030-529-0469	40	12	4130-374-7542	39	14
3030-542-1459	34	1	4130-176-8566	39	23
3030-585-9898	47	1	4130-377-5490	39	6
3040-353-5948	10	19	4130-400-6785	39	25
3140-045-3296	74	2	4130-649-9414	41	7
3110-100-0335	85	14	4140-420-5265	36	2
3110-100-0670	85	17	4210-012-6883	55	21
3110-100-3904	23	31	4210-177-5827	46	7
3110-100-4471	29	25		46	17
3110-100-6004	70	32	4210-394-3119	62	6
	21	23	4210-420-4894	2	4
3110-100-6153	25	9	4210-522-2626	57	21
	25	19	4210-540-2651	2	19
3110-108-9247	17	29		2	42
3110-109-1123	17	24	4210-540-2652	2	48
3110-117-0759	70	39	4210-659-5473	51	1
	71	28	4310-100-6785	30	7
3110-155-6204	48	22	4310-420-4628	30	20
3110-271-0208	36	13	4310-420-4628	62	1
3110-279-7282	1	33	4320-679-8181	59	15
3110-278-7282	85	11	4440-420-4893	3	38
3110-293-8997	85	15	4506-608-4663	57	15
3110-293-8998	85	36	4520-349-4318	56	21
3110-580-1667	70	36	4520-546-3524	56	26
3110-995-3855	37	2	4720-177-5920	65	10
3120-250-2163		37	4720-435-4309	51	46
3130-227-4273	36	10	4720-555-8015	50	2
3130-580-7994	36	10	4720-653-5717	65	3
3655-084-0464	2a	5	4720-708-4809	8	4
3655-128-7204	29	28	4730-011-2578	47	5
3655-128-7206	47	16	4730-011-3180	47	6
3655-400-6995	47	2	4730-012-7951	88	14
3655-400-6996	78	4	4730-018-9566	8	10
3655-400-6997	50	12		26	6
3655-420-4891	1	22	4730-050-4203	82	9
3655-420-2228	30	19		82	23
3655-541-2228	30	19	4730-050-4208	70	37
3655-541-2237	30	1		71	26
3655-580-8424	30	3			
3655-580-8970	30	17			

**Section IV. INDEX FEDERA STOCI NUMBER AND REFERENCE NUMBER
CROSS REFERENCE TO FIGURE AND ITEM NUMBER**

<u>Stock Number</u>	<u>Figure No.</u>	<u>Item No.</u>	<u>Stock Number</u>	<u>Figure No.</u>	<u>Item No.</u>
4730-172-0040	71	12		38	1
4730-187-0838	60	8		50	9
4730-188-1877	26	5		74	12
4730-189-2739	41	1		86	10
4730-194-1122	43	25		94	1
4730-196-2055	28	9	5305-253-5626	82	13
4730-202-6693	28	10	5305-267-8955	70	11
4730-221-2136	61	13	5305-269-3211	16	3
4730-221-2139	61	12		22	32
4730-230-1996	27	4		53	6
4730-231-4007	57	8		67	1
4730-231-4009	57	9		92	20
	59	1	5305-269-3213	53	3
4730-253-4412	29	9	5305-269-3214	19	4
4730-253-4414	29	17		47	7
4730-254-2744	63	51		48	1
4730-266-0532	14	3		74	18
4730-277-8753	63	24	5305-269-3215	30	1
4730-278-2333	29	5		70	7
4730-278-3397	10	21		71	7
	26	7	5305-269-3218	72	1
4730-278-4774	63	22	5305-269-3219	22	34
4730-366-6256	22	4		54	14
4730-427-5126	41	3		65	29
4730-603-5599	59	2	5305-259-3226	IF	ID
4730-639-9638	27	c		42	11
4730-676-7718	63	37	5305-276-7951	53	4
4730-678-6872	70	15	5305-281-6390	17	8
	71	10	5305-281-8308	12	5
4730-968-6129	22	36		12	18
4730-874-3277	63	15	5305-282-9829	12	14
	64	13	5305-364-7196	8A	3
4730-995-6951	63	16	5305-514-8436	17	16
4820-142-3036	92	23	5305-S43-4662	34	13
4820-287-7268	63	33	5305-543-5743	76	3
4820-350-6495	92	4	5305-558-3012	15	5
4820-369-8070	1	27	5305-579-0494	55	29
4820-400-6783	90	1	5305-616-3104	17	13
4820-400-6786	3	23	5305-616-4831	58	8
	3	43	5305-680-9197	70	17
4820-400-6787	2	41		71	13
4820-400-6788	1	24	5305-701-5071	66	5
4820-420-8726	1	34	5305-716-8182	19	9
4820-420-8727	38	25	5305-723-9383	36	1
4820-595-4151	63	41	5305-723-9386	29	32
4820-618-7253	2			63	13
	3	7	5305-724-6738	35	8
4820-618-7254	2	47	5305-725-4183	69	13
4820-733-3900	51	7	5305-926-1783	8a	31
4820-928-7576	89	1	5305-844-9888	59	11
4820-974-0797	52	14	5305-855-0987	57	13
4930-626-2085	48	25	5305-889-3000	53	1
5305-015-0757	6	4	5305-889-3002	16	14
5305-013-1375	15	2		17	30
5305-013-2688	17	12	5305-958-5246	4	11
5305-042-9478	46	20		63	42
5305-043-6750	77	1	5305-958-5252	22	14
5305-045-1988	16	7	5305-971-1778	?1	2
5305-051-0827	93	1	5305-984-4988	5	27
5305-053-1118	61	26		43	40
5305-054-1180	93	1	5305-994-5684	14	12
5305-054-6668	61	40	5305-984-6189	9	7
5305-068-0500	2	1	5305-984-6191	5	12
	33	1		5	32
	47	14		43	35
	79	5		44	17
5305-068-0501	25	4		55	14
	31	1		58	1
	75	11		58	18
5305-068-0502	5	34	5308-984-6193	56	5
	19	6		69	2
	22	10	5305-984-6194	60	16
	31	5		55	19
	38	5	5305-984-6195	55	30
	61	47		8A	9
5305-071-1778	70	2	5305-984-6196	54	6
5305-071-2239	42	5		55	2
5305-071-2511	10	1	5305-984-6203	55	10
5305-090-2304	57	20	5305-984-6221	61	28
5305-151-1848	56	25	5305-988-1721	6	7
5305-206-3716	12	16		20	1
5305-214-3016	21	1			
5305-225-3839	32	1			

**Section IV. INDEX FEDERA STOCI NUMBER AND REFERENCE NUMBER
CROSS REFERENCE TO FIGURE AND ITEM NUMBER**

<u>Stock Number</u>	<u>Figure No.</u>	<u>Item No.</u>	<u>Stock Number</u>	<u>Figure No.</u>	<u>Item No.</u>
5305-988-1723	20	7	5310-013-4556	25	17
5305-988-1724	44	6	5310-013-8530	8A	17
	77	5	5310-021-8585	22	28
5305-988-1725	4	15	5310-022-5831	22	17
	20	5	5310-042-6903	42	3
	74	10		57	6
	76	1		73	3
5305-989-7434	1	25		73	19
	42	1		79	4
	43	13	5310-042-6915	8A	16
	45	5	5310-043-1680	15	14
	53	1	5310-043-2226	1	4
	56	1		2	24
	56	28		34	14
	59	3		43	33
	67	7		52	5
	68	4		53	2
	73	16		68	2
	74	1		73	2
	74	8		73	13
	75	a		75	9
	79	2		75	21
	80	2		76	4
	87	5		76	23
5305-989-7435	73	5		77	9
	76	19		78	10
5305-993-1851	74	4		79	3
	77	8	5310-045-3296	42	2
	78	9		45	6
5305-995-3442	15	12		56	2
5306-150-9105	61	1		57	14
5306-151-1423	61	14		59	4
5306-151-1426	61	5		67	6
5306-206-4931	61	22		80	3
5306-208-9031	8	5	5310-045-3299	5	13
	24	1		43	36
5306-225-8494	20	9		44	18
	49	10		54	7
5306-225-8496	22	12		55	4
5306-225-8497	1	7		15	
	14	6		56	31
	18	1		58	2
	72	18		58	19
5306-225-8498	29	21		69	3
5306-225-8499	36	20		80	16
	49	7	5310-045-4007	55	24
	72	21	5310-045-5205	66	11
5306-225-9503	64	1	5310-050-3275	71	8
5306-225-8504	74	16	5310-061-1258	11	7
5306-225-9081	21	6	5310-061-7326	58	9
5306-298-4781	22	1	5310-081-4219	21	7
5306-299-2393	10	2	5310-082-1404	12	2
	26	10	5310-087-7493	76	7
5307-207-7377	22	30	5310-141-1795	61	15
5307-358-0408	22	18	5310-167-0721	1	8
5310-010-3088	77	3		56	11
5310-010-3101	6	2	5310-167-0860	56	39
5310-010-3319	15	3	5310-167-0876	58	12
5310-010-3320	8	6	5310-167-0877	55	31
	14	9		58	16
	15	10		61	43
	20	10	5310-167-0878	56	9
	22	2		55	29
5310-011-5545	77	2	5310-176-8135	54	8
5310-012-0214	7	2		55	5
5310-012-0239	70	12		55	7
5310-012-0377	83	5		58	3
5310-012-0379	14	13	5310-176-8138	56	3
5310-012-0380	80	7		59	5
5310-012-0399	14	14		61	3
5310-012-0614	45	9	5310-176-8140	61	17
	67	5		61	24
	68	1	5310-176-8160	7	1
5310-012-0622	5	14	5310-188-7848	23	18
	43	39	5310-194-1540	15	6
	44	19	5310-205-9981	21	2
	50	18	5310-209-0786	61	48
	69	4		63	43
	80	18	5310-209-0788	53	2
5310-012-3221	11	8		56	32
5310-013-1381	15	12	5310-209-0965	46	21
5310-013-4556	14	8	5310-209-4975	15	15

**Section IV. INDEX FEDERA STOCI NUMBER AND REFERENCE NUMBER
CROSS REFERENCE TO FIGURE AND ITEM NUMBER**

<u>Stock Number</u>	<u>Figure No.</u>	<u>Item No.</u>	<u>Stock Number</u>	<u>Figure No.</u>	<u>Item No.</u>
5310-225-6993	70	6	5310-637-9541	42	12
	71	6		48	2
5310-261-7341	6	8		63	4
	10	3		65	30
	20	2		72	3
	22	11		74	19
	25	5		83	6
	26	11		92	20
5310-271-4645	61	42	5310-655-6314	11	1
5310-276-2821	10	9	5310-655-9371	69	15
5310-285-1623	9	13	5310-685-3228	16	8
5310-286-2806	12	12	5310-732-0558	72	4
5310-353-5895	9	12	5310-761-1681	2	29
5310-366-6163	9	14		3	9
5310-386-4943	17	19		3	39
5310-407-9566	2	28		4	5
	3	10		18	3
	3	40		46	1
	4	6		63	47
	18	2		64	3
	29	22		72	20
	36	21	5310-761-6882	5	36
	46	2		19	5
	49	8		31	3
	63	45		41	4
	64	2		61	49
	72	19		63	46
	74	17		75	15
5310-431-4320	88	5		78	3
5310-514-6674	24	2		86	13
	26	18	5310-772-3887	1	5
5310-514-7091	23	19		2	25
5310-515-9058	55	8		4	13
5310-533-4742	17	7		5	16
5310-543-5653	8	7		32	3
5310-550-1130	33	2		38	4
5310-582-5965	2	2		42	9
	4	12		80	8
	5	17	5310-776-0105	82	20
	5	35	5310-776-8112	8	9
	19	c	5310-777-8325	69	19
	31	2	5310-778-2813	16	5
	32	2		18	12
	38	3		19	1
	41	5		42	13
	42	8		48	3
	44	7		54	16
	50	10		63	5
	58	7		65	31
	60	2		67	4
	60	13		92	20
	61	2	5310-809-3078	2	3
	61	16		75	17
	61	23		78	2
	66	2	5310-809-3079	34	5
	72	6		36	5
	75	12		70	5
	77	6		71	5
	78	6	5310-809-4061	22	35
	86	12		72	13
	94	2	5310-815-4129	70	30
5310-584-4272	39	4		71	21
5310-584-5272	19	8	5310-820-6653	30	11
	20	3		69	9
	34	4		93	2
	36	6	5310-899-9152	93	3
	69	14	5310-899-9153	16	9
	81	4		46	22
	94	8	5310-901-9291	58	6
5310-595-9326	4	7	5310-902-6676	56	8
5310-595-7237	11	6	5310-926-5871	84	11
5310-596-4909	22	11	5310-939-1193	16	13
5310-596-6696	22	29	5310-999-4031	55	23
5310-596-7691	18	6	5310-999-7643	67	3
	83	2		68	7
5310-596-7693	50	17	5315-013-7238	81	1
5310-627-6128	54	15	5315-059-0219	82	16
5310-637-2534	8	9	5315-198-5486	29	30
5310-637-9541	16	4	5315-221-6005	10	16
	18	11	5315-251-9984	22	9
	19	3	5315-272-6927	9	10
	30	2	5315-276-5762	23	3

**Section IV. INDEX FEDERA STOCI NUMBER AND REFERENCE NUMBER
CROSS REFERENCE TO FIGURE AND ITEM NUMBER**

<u>Stock Number</u>	<u>Figure No.</u>	<u>Item No.</u>	<u>Stock Number</u>	<u>Figure No.</u>	<u>Item No.</u>
5310-298-1499	82	5	5340-147-3745	25	16
5315-316-1063	70	42	5340-292-6962	29	35
	71	31	5340-374-9707	23	10
5315-366-6291	9	14	5340-400-3437	3	1
5315-515-0495	70	40	5340-400-3454	2	32
	71	29	5340-400-3473	1	30
5315-616-4492	10	13	5340-400-5511	29	14
5315-616-5530	70	28	5340-400-5521	27	26
	71	17	5310-400-5555	88	24
5315-729-6982	29	29	5340-449-1448	56	23
5315-729-6993	36	3	5340-456-2626	73	17
5315-732-1005	34	10	5340-456-2628	23	1
5315-732-2835	36	18	5340-510-8828	70	14
5315-816-1794	9	5		71	9
5315-816-6777	47	13	5340-558-3816	88	30
5315-823-3735	70	20	5340-580-8426	30	9
5315-823-8735	71	16	5340-582-3078	21	9
5315-828-8190	6	5	5340-620-5032	5	19
5315-839-2325	9	2	5340-633-4542	35	6
	10	24	5340-680-4668	74	11
	78	1	5340-741-0246	25	8
5315-839-5820	75	16	5340-296-7034	18	7
5315-839-5821	76	b	5340-999-4129	73	21
5315-839-5822	1	12	5905-193-3263	55	11
5315-846-0126	82	3	5905-518-5334	55	12
5315-849-7237	34	9	5910-281-0773	50	21
5315-883-2961	73	9	5910-668-3544	18	5
5315-857-7089	36	16	5910-683-7161	50	20
5315-962-1473	36	17	5915-284-4363	54	9
5320-860-7880	87	13		58	4
5320-993-7110	35	1	5915-449-1454	56	30
5325-072-0376	91	16	5915-501-3334	56	34
5325-202-4005	79	9	5925-026-4767	80	17
5325-263-6632	61	29	5925-201-4895	55	20
5325-266-6089	74	15	5925-296-8123	5	33
	79	7	5930-020-3635	49A	13
5325-276-6091	63	12	5930-218-0200	45	7
5325-291-9366	79	6	5930-262-9940	44	20
5325-970-3465	91	28	5930-275-3128	54	3
5325-970-3466	91	27	5930-275-3129	54	2
5330-082-8437	57	18	5930-296-5831	49A	12
5330-157-9074	22	7	5930-296-5894	53	9
5330-187-3635	1	31	5930-374-8108	61	25
	10	5	5930-501-3905	5	28
5330-196-5382	1	29	5930-543-8394	5	29
5330-198-6163	60	1S	5930-548-9417	56	45
5330-245-5460	8	19	5930-552-0161	63	44
5330-253-2469	8	17	5930-578-3060	45	8
5330-282-6112	15	27	5930-594-8463	44	21
5330-297-4578	13	18	5930-687-1097	5	31
5330-298-0775	14	16		43	41
5330-368-3462	39	9	5930-711-1808	49A	7
5330-369-3464	39	25	5930-755-4009	5	30
5330-369-3465	52	16	5930-755-5674	43	1
5330-369-3466	52	19	5930-853-7389	61	32
5330-369-3567	52	18	5935-1492834	54	5
5330-369-3609	39	11	5935-421-0904	55	22
5330-369-3630	39	22	5935-483-6258	74	13
5330-369-3646	40	5	5935-636-6605	54	4
5330-369-3664	40	8	5940-252-2431	90	14
5330-369-7387	30	13	5945-258-3451	55	18
5330-377-5487	39	13	5945-259-7750	55	25
5330-420-1667	80	13	5945-435-1760	5	11
5330-420-1668	85	10	5945-710-7646	49A	11
5330-420-1670	59	14	5950-678-3733	49A	3
5330-420-1702	88	29	5953-308-0573	55	26
5330-435-5318	2	43	5970-621-7123	55	28
5330-437-1255	84	17	5970-621-7125	55	13
5330-485-8517	2	15	5975-369-9710	65	20
5330-508-1111	15	24	5977-245-0406	60	14
5330-542-1420	26	14	5977-312-2069	60	12
5330-559-6862	15	29	5977-358-7778	17	6
5330-568-9183	8	24	5977-391-0640	16	15
5330-618-4151	61	45	5977-553-6336	15	33
5330-640-9612	10	20	5977-918-5567	17	5
	57	23	6105-085-8963	62	16
	29	20	6105-400-6789	50	19
5330-678-7106	89	5		48	4
5330-811-0688	91	31	6110-400-6331	49	9
5330-811-0689	91	30	6110-436-1381	18	4
5330-811-0696	91	30	6110-790-5530	49A	8
5330-860-7981	85	18			
5330-883-2799	91	19			

**Section IV. INDEX - FEDERAL STOCK NUMBER AND REFERENCE NUMBER
CROSS - REFERENCE TO FIGURE AND ITEM NUMBER**

<u>STOCK NUMBER</u>	<u>Figure No.</u>	<u>Item No.</u>	<u>STOCK NUMBER</u>	<u>Figure No.</u>	<u>Item No.</u>
6110-790-5531	49A	4			
6110-790-5532	49A	10			
6110-790-5533	49A	2			
6110-826-9603	49A	1			
6110-980-1681	5	18			
6110-980-1684	49	12			
6115-200-6258	62	5			
6115-354-8653	61	19			
6140-057-2554	4	10			
6140-420-5149	4	1			
6150-435-2322	65	2			
6150-635-2754	17	21			
6210-045-8458	5	24			
6210-087-7909	5	23			
6210-836-2564	5	26			
6220-299-7425	66	7			
6220-299-7426	66	7			
6220-299-7432	53	3			
6220-337-6471	68	5			
6220-577-3434	66	4			
6220-726-1916	66	4			
6220-727-3288	66	4			
6220-729-9296	66	7			
6220-752-5093	66	7			
6220-759-0533	67	9			
6220-929-8612	67	8			
6220-979-3540	53	6			
6240-155-7791	53	7			
6240-155-8714	5	25			
6240-710-2742	16	9			
	68	12			
6240-877-3405	67	10			
6350-420-4207	74	5			
6625-272-9923	5	21			
6670-084-0530	65	19			
66R0-435-4453	5	22			
6680-613-9824	43	39			
6680-949-0320	38	16			
6685-515-5818	43	37			
6685-836-1636	57	11			
6685-977-2643	1	1			
6830-292-0147	65	28			
8120-281-3801	1	15			
9905-202-3639	66	3			
9909-205-2795	66	3			

**Section IV. INDEX - FEDERAL STOCK NUMBER AND REFERENCE NUMBER
CROSS - REFERENCE TO FIGURE AND ITEM NUMBER**

REFERENCE No.	MFG CODE	FIG No.	ITEM No.	REFERENCE No.	MFG CODE	FIG No.	ITEM No.
AA86A5S1	66289	21	10	A95A37	89513	54	11
AA86A5S2	66289	21	18		89513	60	1
AB100B3S1	66289	21	8	A9542CB3-4V1617	48422	2	16
AC914	77260	6	1	A9552	48422	2	13
AD41A	66289	21	17	BA51B11-51	66289	22	41
AF49C	66289	21	15	BBF1421TYPE12	81348	65	28
AG30	66289	21	14	BB126C14	66289	22	37
AN335-5	88044	7	1	BD103C1	66289	22	5
AN345-10	88044	56	3	BD103C1S1	66289	22	3
	88044	59	5	BG209	66289	22	16
	88044	61	3	BG224D	66289	22	21
AN345-416	88044	61	17	BG224DS1	66289	22	20
	88044	61	24	B1016	61208	37	11
AN4-11A	88044	61	14	B1025	61208	37	12
AN4-3A	88044	61	22	B11B97	89513	60	6
AN4-4A	88044	61	1	B1121	54713	86	2
AN4-6A	88044	61	5	B1155	61208	37	16
AN6227-14	88044	60	15	B12-12158	79960	8A	44
AN6227-3	88044	10	20	B1214	54713	87	4
	88044	57	23	B1215	54713	87	23
AN6227B-11	88044	1	31	B1216	54713	87	24
AN6227B-19	88044	1	29	B1281	54713	86	9
AN815-6B	88044	43	11	B1286	66289	8	25
AN816-2	88044	60	8	B1286S2	66289	8	20
AN816-4	88044	57	4	B130889	53591	36	2
AN816-68	88044	43	25	B1459	54713	87	29
AN818-6B	88044	43	10	B1486	54713	87	2
	88044	44	3	B1552	54713	87	3
AN819-6B	88044	43	9	B1593-10	54713	87	30
	88044	44	2	B1593-10A	54713	87	26
AN822-6B	96906	43	30	B1652	54713	86	6
AN824-6B	88044	43	12	B1661	54713	87	9
AN936A10	88044	56	9	B1691-1	54713	87	25
	88044	56	29	B1691-2	54713	87	25
AN936A516	88044	56	11	B1716	54713	87	22
AN936A6	88044	58	12	B1724AB	54713	87	15
AN936A8	88044	55	31	B1724CB	54713	87	14
	88044	58	16	B1736-1	54713	87	27
	88044	61	43	B1742	54713	87	10
AN9368B6	88044	56	32	B1747-1	54713	87	12
AN936C8	88044	56	39	B1747-1A	54713	87	7
AN960-416	88044	61	15	B1766	54713	87	13
AN960-8	89044	55	9	B1787-1	54713	87	1
A1199	41947	38	17	B1787-2	54713	87	1
	41947	41	3	B1820	54713	87	21
A16619	41947	41	7	B1820A	54713	87	19
A179X	79575	13	10	B1827-1	54713	85	16
A21B31	89513	60	16	B1969	54713	87	11
A2260	61208	37	14	B1993	54713	87	8
A2700Y	61208	37	21	B2018	54713	87	6
A28C17	89513	55	17	B2019	54713	87	5
A30B65	89513	54	3	B2021	54713	87	28
A31-3-982	90129	65	1	B2028	54713	86	8
A332	41947	43	24	B2029	54713	86	7
	41947	44	14	B2055A1	54713	86	3
A340	41947	38	11	B2752	75418	75	18
A38	08132	16	2	B3-121A1	79960	8A	32
A4039	61208	37	15	B38-74-18	79960	8A	35
A4040	61208	37	17	B39881	89513	54	1
A4040C	61208	37	19	B46387G1	07464	76	10
A4041	61208	37	24	B46387G2	07464	76	10
A41A89	89513	56	10	B46877	07464	80	13
A4583	41947	38	13	B526-2	15852	2	32
A4585	41947	38	12	B526-2-1-2	15852	3	1
A46338	07464	76	9	B53A87	89513	56	21
A46799	07464	69	18	B62MATCHEDSET	25472	34	1
A4739	41947	38	22	B7723309	19207	94	6
A4740	41947	38	20	B7731428	19207	94	3
A4928	41947	2	5	B86A55	89513	58	15
A5051	41947	38	9	B86G	59730	5	8
A5052	41947	41	1	B98A45	89513	61	8
	41947	44	9	CA70A2S1	66289	23	25
A5053	41947	38	23	CR106C002	02295	49	1
A5157	41947	38	18	CR124C028	02295	49A	11
A5222	41947	38	7	CR27-163	79960	8A	11
A523338	07464	2	43	CR294UB200B	02295	49A	13
A5864	19207	82	6	CR2940U202	02295	49A	12
A59A92	89513	56	7	CR37-1X1	79960	8A	21
A60A29	89513	56	19	CT48-9	79960	8A	7
A62A58	89513	56	42	CTS2-57	79960	8A	6
A7306	48422	3	27	CT574	79960	8A	30
A7419	78940	8	19	CT63-9	79960	8A	10

**Section IV. INDEX - FEDERAL STOCK NUMBER AND REFERENCE NUMBER
CROSS - REFERENCE TO FIGURE AND ITEM NUMBER**

REFERENCE No.	MFG CODE	FIG No.	ITEM No.	REFERENCE No.	MFG CODE	FIG No.	ITEM No.
CT91-3	79960	8A	13	FP910	70955	27	27
C101-80	79960	8A	20	FP911FP907	70955	27	16
C105-269	79960	8A	23	FP912	70955	27	28
C106-2	79060	6	3	FP913	70955	27	20
	79960	8A	19	FP914	70955	27	26
C111-17	79960	8A	15	FP918	70955	27	25
C120-4	79960	8A	39	FP920	70955	27	14
C13868	89513	57	7	FP927	70955	27	1
C131-4X2	79960	8A	22	FP948	70915	27	21
C135-20	79960	8A	29	F1354	54713	86	18
C138-24	79960	8A	28	F1529	54713	66	16
C141-4-5	79960	8A	2	F1530	54713	86	14
C142-68	79960	8A	38	F1531	54713	86	15
C2020T6	88235	33	7	F66	66289	24	9
C2040TF8	81860	19	7	F8372	81043	29	14
C2L-176	79960	84	4	GA36A1	66289	23	27
C23-186	79960	8A	12	G845C	66289	24	7
C27F041	54713	86	1	GD100A 1	66289	10	10
C29-401	79960	8A	8	GEZ190L-28	03510	48	23
C2983-330PSI	06023	52	13	GEZ1901-2C	03510	48	27
C34781	07464	83	13	GEZ1901-2F	03510	48	24
C4391S7	82647	43	1	GEZ1901-2G	03510	48	26
C46-6	79960	8A	14	GEZ1901-3	03510	48	29
C46771	07464	72	24	GEZ1901-3A	03510	48	30
C45794	07464	92	21	GEZ1901-38	03510	48	31
C468795	07464	80	4	GEZ1901-4	03510	48	14
C46876	07464	80	23	GEZ1901-4A	03510	48	15
C52-7-26	79960	8A	26	GEZ1901-4B	03510	48	16
C55-6-12	79960	8E	43	GEZ1901-4C	03510	48	17
C57A88	89513	58	22	GEZ1901-40	03510	48	18
C6074	75418	77	4	GEZ1901-4E	03510	48	19
C63-224	79960	8A	36	GEZ1901-4F	03510	48	20
C6363-1-15	82647	5	33	GEZ1901-4G	03510	48	11
C66-114-60	79960	8A	33	GEZ1901-4H	03510	48	10
C696-1216	13871	84	14	GEZ1901-5	03510	48	12
C696-1216-1	13871	84	18	GEZ1901-6	03510	48	13
C696-1216-2	13871	84	16	GEZ1901-7	03510	48	5
C606-1216-5	13871	84	17	GEZ1901-7A	03510	48	8
C71-21	79960	84	24	GEZ1901-7B	03510	48	6
C72-15	33334	51	2	GEZ1901-7C	03510	48	9
C72-2A2	33334	51	6	GEZ1901-7D	03510	48	7
C77-18-12	79960	8A	37	GH46	66289	23	8
C7722333	19207	94	5	GM445573	21102	50	24
C81-50-35	79960	8A	41	G13874	89513	57	10
C8363-1	75418	76	14	HF261	66289	22	22
	75418	78	7	HG227D	66289	21	19
C85-28	79960	8A	40	HM212011	60038	85	11
C9-75	79960	8A	5	HM212049	60038	85	15
DA122	57068	74	9	HV205436	21102	50	15
	57068	79	5	HV210564	21102	50	12
DA63-3	39709	44	20	HV210565	21102	50	19
DA65	66289	23	21	HV210580	21102	50	27
DA65S1	66289	23	16	HV22412	21102	50	25
DR26	66289	23	12	HV23182	21102	50	26
D26814A	07464	2	47	HV23189	21102	50	14
D26815	48422	3	23	HV23193	21102	50	23
	48422	3	43	HV5029	21102	50	5
D41A35	89513	56	37	HV565	21102	50	22
D46878-1	07464	75	6	H36A47	89513	60	10
D46878Z	07464	75	7	H41A35	89513	56	47
D77A16	89513	58	23	H57A88	89513	58	21
EA106C	66289	24	8	JK50	66289	26	14
EA2323	14959	63	41	JK55	66289	10	5
EA9005	14959	63	33	J122B	80837	69	22
EBB448	19728	15	25	J2279	80837	69	7
EB20	02695	36	13	J3	39428	72	22
EB5-59	82647	55	25	J3269-3	80837	70	44
E-27379A	48422	2	41	J3288	80837	70	14
E49651	48422	2	9		80837	71	9
	48422	3	7	J393G	80837	71	15
E49651-6	48422	2	15	J4123-2LG	80837	71	27
E95A37	89513	57	12	KA6381	66289	25	12
FB41103-2	07464	33	6	KA6315S1	66289	25	6
FB41103-4	07464	33	5	KF23-1	66289	25	15
FD34828-8	07464	83	3	KF24	66289	25	14
FD41093-2	07464	31	6	KF25	66289	25	13
FP800	70955	27	17	KF2q	66289	25	7
FP901	70955	27	22	KF30	66289	25	10
FP903	70955	27	11	KR2AK240VAC	77342	5	11
FP904	70955	27	18	LC14GN	72619	5	24
FP905	70955	27	23	LC14RN	72619	5	23
FP906	70955	27	24	LC266A	66289	8	11

**Section IV. INDEX - FEDERAL STOCK NUMBER AND REFERENCE NUMBER
CROSS - REFERENCE TO FIGURE AND ITEM NUMBER**

REFERENCE No.	MFG CODE	FIG No.	ITEM No.	REFERENCE No.	MFG CODE	FIG No.	ITEM No.
LD242	66289	8	12	MS21083-1614C	96906	71	21
LJ188-1	66289	7	9	MS21083C16	96906	70	30
LJ310	66289	26	5	MS219	51600	29	36
LK11	66280	8	3	MS24621-15	96906	58	11
LL125	662A9	8	4	MS24621-5	96906	61	26
LP1043	70955	27	13	NS24638-34	96906	66	13
L084E	66289	8	23	MS24665-132	96906	9	2
L15505C	80837	71	1		96906	78	1
MAD110	19728	L5	19	5MS24665-134	96906	75	16
MBP1034AS	19728	15	17	MS24665-351	96906	76	6
MBP2001BS	19728	15	34	MS24665-353	96906	1	12
MBP2002B	19728	15	16	MS24665-425	96906	81	1
MBP3366FT	19728	15	31	MS24665-69	96906	6	5
MBP4012T	1972	15	8	MS24692-331	96906	29	30
MBW2012CS	19728	15	33	MS25102-22	96906	5	31
MC101	94983	47	17		96906	43	41
MC1044H	94983	47	4	MS25102-23	96906	5	28
ME130	66289	23	28	MS25102-30	96906	5	30
ME130-1	66289	23	29	MS25103-23	96906	5	29
ME130-2	66289	23	30	MCS2142-1	96906	5	2
ME38A	66289	25	9	MS27142-2	96906	5	5
	66289	2	18	MS27148-1	96906	5	3
ME69-1	66289	23	32	MS27148-2	96906	5	6
ME71	66289	23	31	MS27183-11	96906	2	3
ME71-1	66289	23	33		96906	75	17
MILC0025TYPECP05A8	81349	50	20		96906	78	2
MP20	02695	36	10	MS27183-13	96906	4	7
MP23	02695	34	8		96906	76	7
MS122034	96906	67	3	MS27183-15	96906	72	13
	96906	68	7	MS27183-19	96906	34	5
MS13486-1-5	96906	5	7		96906	36	5
MS13486-1-7	96906	5	9		96906	70	5
MS13486-2-7	96906	5	4		96906	71	5
MS13931-4	96906	23	15	MS27183-6	96906	12	2
MS13932-4	96906	23	14	MS33212-10	96906	64	15
MS13933-4	96906	23	13	MS35190-289	96906	4	11
MS13962-1	96906	23	10		96906	63	42
MS13963-1	96906	23	22	MS35206-229	96906	56	25
MS13966-2	96906	23	11	MS35206-234	96906	61	28
MS13995-1	96906	23	20	MS35206-238	96906	55	29
MS13997-1	96906	21	13	MS35206-241	96906	9	7
MS13998-1	96906	21	12	MS35206-242	96906	16	14
MS13999-2	96906	21	16		96906	17	30
MS15	94983	47	15	MS35206-243	96906	5	32
MS15002-1	96906	71	12		96906	43	35
MS15003-1	96906	70	37		96906	44	17
	96909	71	26		96906	54	6
MS15570-1251	96906	66	9		96906	55	14
	96906	68	12		96906	58	1
MS15795-115	96906	22	35		96906	58	18
MS15795-906	96906	66	11	MS35206-245	96906	56	5
MS16555-46	96906	70	20		96906	69	2
	96906	71	16	MS35206-246	96906	50	16
MS16562-26	96906	37	20		96906	55	19
MS17169-12	96906	70	39	MS35206-247	96906	55	30
	96906	71	21	MS35206-248	96906	55	2
MS19059-15	96906	70	36	MS35206-249	96906	8A	9
MS20066-206	96906	29	29	MS35206-25	96906	5	27
MS20066-233	96906	47	13		96906	43	40
MS20066-236	96906	36	3	MS35206-255	96906	55	10
MS20066-237	96906	36	16	MS35206-27	96906	53	1
MS20066-257	96906	36	17	MS35206-2477	96906	6	7
MS20066-261	96906	36	1	PS35206-279	96906	20	7
MS20066-280	96906	29	19	MS35206-280	96906	44	6
MS20066-379	96906	34	9		96906	77	5
MS20066-381	96906	34	10	MS35206-281	96906	20	5
MS20183N3	96906	56	8		96906	74	10
MS20341-416S	96906	58	6		96906	76	1
MS20341-6S	96906	55	23	MS535206-304	96906	14	12
MS20341-8C	96906	61	42	MS35207-263	96906	1	25
MS20341-8S	96906	54	8		96906	42	1
	96906	55	5		96906	43	3
	96906	55	7		96906	45	5
	96906	58	3		96906	53	
MS20615-4CU12	96906	35	1		96906	56	1
MS20822-2	96906	57	8		96906	56	28
MS20822-4	96906	57	9		96906	59	3
	96906	59	1		96906	67	7
MS20913-1S	96906	61	13		96906	68	4
MS20913-4S	96906	61	12		96906	73	16
MS21044N6	96906	8	7		96906	74	1
MS21045-3	96906	58	9		96906	75	8

**Section IV. INDEX - FEDERAL STOCK NUMBER AND REFERENCE NUMBER
CROSS - REFERENCE TO FIGURE AND ITEM NUMBER**

REFERENCE No.	MFG CODE	FIG No.	ITEM No.	REFERENCE No.	MFG CODE	FIG No.	ITEM No.
MS35207-263	96906	80	2	MS35338-44	96906	58	7
	96906	84	5		96906	60	2
MS35207-264	96906	73	5		96906	60	13
	96906	76	19		96906	61	2
MS35207-267	96906	74	4		96906	61	16
	96906	77	8		96906	61	23
	96906	78	9		96906	66	2
MS35207-268	96906	16	12		96906	72	6
MS35214-22	96906	8A	3		96906	75	12
MS35214-25	96906	12	16		96906	77	6
MS35223-79	96906	15	2		96906	78	6
MS35226-63	96906	77	1		96906	86	12
MS35242-74	96906		6		96906	94	2
MS35249-68	96906	66	5	MS35338-45	96906	2	28
MS35265-61	96906	34	13		96906	3	10
MS35266-69	96906	57	13		96906	3	40
MS35270-263	96906	74	8		96906	4	6
MS35291-58	96906	68	6		96906	18	2
MS35333-40	96906	33	2		96906	29	22
MS35333-41	96906		1		96906	36	21
MS35333-43	96906	16	8		96906	46	2
MS35333-5	96906	77	2		96906	49	8
MS35335-30	96906	53	2		96906	63	45
MS35335-31	96906	50	17		96906	64	2
MS35335-32	96906	18	6		96906	72	19
	96906	83	2		96906	74	17
MS35335-33	96906	61	48	MS35338-46	96906	16	4
	96906	63	43		96906	18	11
MS35335-35	96906	54	15		96906	19	3
MS35338-147	96906	84	11		96906	30	2
MS35339-21	96906	85	1		96906	42	12
MS35338-24	96906	1	4		96906	48	2
	96906	2	24		96906	63	4
	96906	43	33		96906	65	30
	96906	52	5		96906	72	3
	96906	73	2		96906	74	19
	96906	76	4		96906	83	6
	96906	79	3		96906	92	20
MS35338-25	96906	80	7	MS35338-47	96906	46	21
MS35338-26	96906	7	2	MS35338-48	96906	19	8
MS35338-41	96906	55	24		96906	29	3
MS35338-42	96906	5	13		96906	34	4
	96906	43	36		96906	36	6
	96906	44	18		96906	39	4
	96906	54	7		96906	69	14
	96906	55	4		96906	70	12
	96906	55	15		96906	81	4
	96906	56	31		96906	94	8
	96906	8	2	MS35338-50	96906	30	11
	96906	58	19		96906	69	9
	96906	69	3		96906	93	2
	96906	80	16	MS35387-1	96906	66	3
MS35338-43	96906	34	14	MS353B8-2	96906	66	3
	96906	42	2	MS35392-15	96906	85	2
	96906	43	14	MS35420-1	96906	66	7
	96906	45	6	MS35420-2	96906	66	7
	96906	53	2	MS35421-1	96906	66	7
	96906	56	2	MS35421-2	96906	66	7
	96906	57	14	MS35423-1	96906	66	4
	96906	59	4	MS35423-2	96906	66	4
	96906	67	6	MS35424-2	96906	66	4
	96906	68	2	MS35489-110	96906	79	9
	96906	73	13	MS35489-16	96906	74	15
	96906	74	2		96906	79	7
	96906	75	9	MS35489-19	96906	63	12
	96906	75	21	MS35489-6	96906	61	29
	96906	76	23	MS35649-82	96906	5	14
	96906	77	9		96906	43	38
	96906	78	10		96906	44	19
	96906	80	3		96906	50	18
MS35338-44	96906	2	2		96906	69	4
	96906	4	12		96906	80	18
	96906	5	17	MS35650-102	96906	42	3
	96906	5	35		96906	45	9
	96906	19	5		96906	52	6
	96906	31	2		96906	67	5
	96906	32	2		96906	68	1
	96906	38	3		96906	73	3
	96906	41	5		96906	73	19
	96906	42	8		96906	79	4
	96906	44	7	MS35690-402	96906	72	5
	96906	50	10	MS35690-605	96906	83	5

**Section IV. INDEX - FEDERAL STOCK NUMBER AND REFERENCE NUMBER
CROSS - REFERENCE TO FIGURE AND ITEM NUMBER**

REFERENCE No.	MFG CODE	FIG No.	ITEM No.	REFERENCE No.	MFG CODE	FIG No.	ITEM No.
MS35749-1	96906	92	2	MS51967-7	96906	48	3
MS35756-15	96906	70	28		96906	54	16
	96906	71	17		96906	63	5
MS35903-1	96906	23	9		96906	65	31
MS35903-2	96906	23	9		96906	67	4
MS35903-3	96906	23	9		96906	92	20
MS39062-1	96906	80	17	MS51967-8	96006	72	4
MS39200-10	96906	63	37	MS51968-13	96006	69	15
MS30201-11	96906	63	29	MS51972-7	96906	69	19
	96906	79	13	MS75021-2	96906	94	4
MS39202-18	96906	52	10	MS90725-12	96906	42	5
	96906	63	15	MS90725-125	96906	70	2
	96906	64	13		96906	71	2
MS39206-19	96906	63	24	MS90725-164	96906	93	1
MS39207-10	96906	79	10	MS90725-29	96906	20	9
MS39210-10	96906	63	17		96906	49	10
	96906	63	25	MS90725-3	96906	2	1
	96906	63	30		96006	33	1
	96906	63	38		96906	78	5
	96906	64	14	MS90725-31	96906	22	12
	96906	79	11	MS00725-32	96906	1	7
	96906	79	14		96906	14	6
MS39212-10	96906	63	16		96906	18	1
	96906	63	26		96906	72	18
	96906	63	29	MS90725-33	96906	29	21
	96906	63	39	MS90725-34	96906	24	1
	96906	79	12		96906	36	20
	96906	79	15		96906	49	7
MS39230-2	96906	29	9		96906	72	21
MS39233-2	96906	20	8	MS90725-39	96906	64	1
MS39233-4	96906	29	15	MS90725-40	96906	74	16
MS39256B75	96906	40	12	MS90725-5	96906	25	4
MS49006-10	96006	22	36		96906	31	1
MS51009-1	96906	11	4		96906	75	11
MS51011-10	96906	11	3	MS90725-6	96906	5	34
MS51330-1	96906	68	5		96906	19	6
MS5L331-6	96906	72	2		96906	22	10
MS51922-33	96906	70	6		96906	31	5
	96906	71	6		96906	38	5
MS51953-4	96906	29	10		96906	61	47
MS51953-44	96906	29	7	MS90725-60	96906	16	3
MS51953-81	96906	29	16		96906	22	32
M551953-9	96906	29	12		96906	63	6
MS51957-43	96906	61	40		96906	67	1
MS51963-65	96906	29	32		96906	92	20
	96906	63	13	MS90725-62	96906	63	3
MS51963-67	96906	36	1	MS90725-64	96906	19	4
MS51965-54	96906	35	8		96906	47	7
MS51966-53	96006	12	27		96906	48	1
MS51967-1	96906	1	5		96906	74	18
	96905	2	25	MS90725-65	96906	30	1
	96906	4	13		96906	70	7
	96906	5	16		96906	71	7
	96906	31	3	MS90725-68	96906	72	1
	96906	32	3	MS90725-69	96906	22	34
	96906	38	4		96906	54	14
	96906	42	9		96906	65	29
	96906	9	8	MS90725-76	96906	18	10
	96906	86	13		96906	42	11
MS51967-10	96906	16	9	MS90725-8	96906	32	1
	96906	46	22		96906	38	1
MS51967-19	96906	93	3		96906	50	9
MS51967-2	96906	5	36		96906	74	12
	96906	19	5		96906	86	10
	96906	41	4		96906	94	1
	96906	61	49	MS90725-87	96906	16	7
	96906	63	46	MS90725-90	96906	46	20
	96906	75	15	MS90726-113	96906	69	13
	96906	79	3	MS90726-117	96906	19	9
MS51967-4	96906	2	29	MS90727-11	96906	70	11
	96906	3	9	MS90728-14	96906	10	1
	96906	3	39	MS9390-33	96906	73	9
	96906	4	5		96906	76	15
	96906	18	3	MU54	19728	15	27
	96906	46	1	MZ1024AD	19728	15	13
	96906	63	47	MZ1360A	19728	15	28
	96906	64	3	MZ19CS	19728	15	18
	96906	72	20	MZ358A	19728	15	22
MS51967-7	96906	16	5	MZ359A	19728	15	29
	96906	18	12	MZ364	19728	15	23
	96906	19	1	M1917	61208	37	5
	96906	42	13	M1930A	61208	37	8

**Section IV. INDEX - FEDERAL STOCK NUMBER AND REFERENCE NUMBER
CROSS - REFERENCE TO FIGURE AND ITEM NUMBER**

<u>REFERENCE No.</u>	<u>MFG CODE</u>	<u>FIG No.</u>	<u>ITEM No.</u>	<u>REFERENCE No.</u>	<u>MFG CODE</u>	<u>FIG No.</u>	<u>ITEM No.</u>
M2000T	61208	37	7	P1115E	66289	9	10
M2038AC	61208	37	23	P70AB2	92578	45	8
M2041AC	61208	37	13	P70CA3	92578	45	7
M2045M	61209	37	22	P90-539	19728	15	32
M252B	19728	15	20	QB75	66289	8	13
M3307	75418	75	22	QD487A	66289	22	25
M42XA	79575	13	8	QD487B	66289	22	24
M8805-1-014	89513	61	32	QD612A	66289	21	5
NC145G1S1	662P9	23	6	QD613C	66289	21	11
N08	79568	29	27	QD616	66289	11	9
03067-3	89113	55	13	QD617	66289	22	31
PA291	66289	22	9	QD638A	66289	10	8
PA332	66280	26	12	QD660	66289	22	6
PA333	66289	23	3	QD661A	66289	22	8
PA340	66299	10	13	QD662A	66289	22	38
PB148	66289	23	17	QD663A	66289	25	19
PB169A	66289	24	10	QD667	66289	8	22
PC110	66289	21	20	QD669	66289	8	24
PC133	66289	22	18	QD670	66289	27	12
PC337	66209	22	30	QD715	66289	26	3
PC447	66289	8	21	OF81	66289	22	26
PD10	66289	23	18	QF81A	66289	22	7
PD11	66289	22	17	QS200M205	08684	50	1
PD12	66289	22	28	RB86	66289	26	4
PD147	66289	8	14	RD107A	66289	25	1
PD173A	66289	9	12	RF1196	66289	26	20
PD181	66289	23	19	RF1199	66289	26	19
PD78	66289	14	8	RF1225	66289	27	3
	66289	26	17	RF1301	66289	14	2
PD79	66289	11	8	RF269	66289	8	2
PEML02	73389	44	22		66289	14	3
	73349	45	4		66289	26	9
PE3	66289	6	9	RF270-4	66289	14	4
	66289	10	3	RF794	66289	27	4
	66289	15	3	RJ15ZSI	66280	26	2
	66289	20	2	RK170	66289	23	23
	66289	22	11	RK178	66289	25	3
	66289	25	5	RM1122	66289	8	1
	66289	26	11	RM1319B	66289	14	5
PF34A	66289	11	1	RM1319G	66289	14	1
PE4	66289	8	6	RM796	66289	26	1
	66289	14	9	RW29V100	81349	55	12
	66289	20	10	R123	66289	26	1
PE46	66289	22	2	P13756	74462	74	11
	66289	24	2	R1568SC	80837	70	1
	66289	26	18	R42E02-55	33334	51	13
PF49	66289	22	15	R42E02-50	33334	51	9
PF5	66289	8	8	R42E02P	33334	51	1
PE56A	66289	11	6	P4202P1	33334	51	16
PE59	66289	23	5	R878-71-5-1	54713	86	17
PE6	66289	22	29	SA10	66289	22	40
PE76A	66289	11	7	SA52	66289	10	22
PF101	66289	24	4		66289	22	39
PF18	66289	10	21	SA68	66289	21	4
	66289	26	7	SA93	66289	25	11
PF25	66289	22	4	SD43	66289	22	23
PF52	66289	24	3	SE135Z	66289	20	11
PG516A	66289	15	7	SE1360	66289	20	6
PG559	66289	11	2	SE1370	66289	20	4
PH14	66289	21	2	SE1380	66289	20	8
PH22	66289	22	10	SE3	66289	20	3
	66289	22	33	SP1868	21102	50	13
PH299	66289	22	7	S161211	33334	1	15
PH30	66289	15	6	S40A75	89513	58	8
PH313A	66289	10	8	S523245	76325	29	24
PH356	66289	8	9	S523247	76325	30	3
PH387	66289	25	2	S571162	80755	30	16
PH403A3	66289	21	0	S571163	03850	30	14
PH452	66289	24	6	TA124	66289	26	16
PH77	66289	9	13	TA125	66289	26	15
PH77A	66289	21	7	TC322DS1	66289	10	11
PK121	66289	9	11	TC328D	66289	10	12
PK50A	66289	25	17	TC368A	66289	9	14
PL53	66289	23	26	TC388-3	66289	10	4
PL83	66289	23	24	TC389A1	66289	10	9
PM108	66289	24	5	TC391B	66289	10	14
PM111-1	66289	9	9	TC405A	66289	10	7
PM163A	66289	26	13	TC422B	66289	10	23
PM165-1	66289	25	8	TC422BS1	66289	10	15
PM58	66289	25	16	TC427B	66289	21	3
PM75	66289	0	8	TC428C	66289	10	19
PS1330A	19728	15	21	TWHA19	65586	43	2

**Section IV. INDEX - FEDERAL STOCK NUMBER AND REFERENCE NUMBER
CROSS - REFERENCE TO FIGURE AND ITEM NUMBER**

REFERENCE No.	MFG CODE	FIG No.	ITEM No.	REFERENCE No.	MFG CODE	FIG No.	ITEM No.
T10	94983	47	10	X2875	19728	15	12
T1704	99062	93	26	X2882	19728	15	11
T1705	99062	93	25	X4-206	54713	87	17
T2106	99062	93	24	X42018	61208	37	6
T2258	79960	8A	16	X5524	79575	12	26
T2224	99062	93	7	X6586	79575	13	13
T2306	99062	93	10	X7672	79575	13	21
T301S10-10	79960	8A	31	X7720	79575	12	6
T3164	99062	93	19	X7724	79575	12	19
T3329	99062	93	17	X7872	79575	12	17
T45-8	79960	93	17	X7892	79575	12	9
T5424	99062	93	29	X7895	79575	12	25
T5425	99062	93	29	X7910	79575	12	3
T5426	99062	93	30	X8551	79575	12	15
T5427	99062	93	27	X8555	79S75	13	17
T5428	99062	93	31	X8598	79575	12	29
T5426	99062	93	31	X8702-17	90129	65	2
T5487	99062	93	9	X8702-9	90129	74	13
T5402	99062	93	5	8774	T95TS	13	1
T5493	99062	93	8	X9-102	54713	86	4
T5495	99062	93	6	X9-169	54713	85	8
T5496	99062	93	13		54713	87	20
T5497	99062	93	12	YC49	66289	15	4
T5524	99062	93	22	YD209	66289	11	10
T5542	99062	93	9	YL102	66289	15	1
T5544	99062	93	23	Y7569	79575	13	27
T5547	99062	93	28	OPAR	91929	63	44
T56-20	79960	8A	42	OW480T	78480	27	5
T56-23	79960	8A	25	002-0012-00	14569	39	12
T56-24	79960	5A	27	003-0113-00	14569	39	8
T56-4A	79960	8A	34	007-0032-00	14569	40	11
T5886	99062	93	18	013-0024-00	14569	39	27
T5937	99062	93	20	01398	48422	2	20
TI988	99062	93	21	0143	48422	2	10
T5901	99062	93	14	0147	48422	3	24
T6	94983	47	9	02C48	89513	6	8
T7273	99062	93	15	02C91	89513	56	13
T7641	99062	93	11	020-0007-02	14569	40	5
T7647	99062	93	11	020-0012-01	14569	39	18
TR58-7	79960	8A	18	020-0012-02	14569	39	26
T96S1	66289	10	6	020-0019-00	14569	39	
UC75	66289	23	4	020-0019-02	14569	40	8
UC75S1	66289	23	2	020-0050-00	14569	39	13
VB134C	66289	9	15	020-0051-00	14569	39	15
VB166	66289	10	17	020-0111-00	14569	39	9
VE527W	6628q	9	3	020-0196-00	14569	39	11
VE542B	662P9	9	4	020-0430-00	14569	39	22
VE555A	66289	10	25	026-0032-00	14569	40	2
VE593	66289	6	6	03C09	89513	56	12
WD300	66289	7	6	03C43-3	89513	61	11
WE293-1S1	66289	22	13	03C47	89513	61	19
WJ5	23826	49	9	03C48	89513	61	20
W562-1	54713	95	12	03C51	89513	54	13
W562-1ALH	54713	85	5	03C52	89513	54	12
W562-1ABH	54713	85	5	03C53-1	89513	57	3
W563	54713	85	9	03C53-10	89513	57	22
XA33	66289	20	1	03C53-12	89513	57	11
XA4064	61208	37	3	03C53-13	89513	57	15
XA832	10728	15	24	03C53-14	89513	54	9
XC17	66289	22	14		89513	58	4
XD17	66299	8	5	03C53-15	89513	57	2
XD19	66289	21	6	03C53-16	89513	57	5
	66289	22	1	03C53-3	89513	57	6
XD21XD33033	60629	11	5	03C53-5	89513	57	17
XD6	66289	10	2	03C53-6	89513	57	18
	66289	15	5	03C53-7	89513	57	19
	66289	26	10	03C53-8	89513	57	20
XE17	66289	23	7	03C53-9	89513	57	21
XE61	66279	9	1	03C54	89513	57	24
XHS2390	79575	11	11	03C55	89513	57	16
XH1	66289	10	16	03C57	89513	58	14
XH1-2V3981	48422	2	22	03C57-1	89513	58	20
XK1	66289	8	10	03C57-2	89513	58	17
XK121	66289	26	6	03C58-1	89513	58	13
X1-1	66289	10	24	03C60	89513	61	25
X1-205	54713	87	18	03C61	89513	61	44
X10-320	54713	87	16	03C62	89513	61	41
X17	66289	9	5	03C63	89513	61	38
X180	19728	15	9	03C64	89513	61	35
X2-201	54713	86	5	03C65	89513	61	36
X261	19728	15	30	03C67	89513	55	6

**Section IV. INDEX - FEDERAL STOCK NUMBER AND REFERENCE NUMBER
CROSS - REFERENCE TO FIGURE AND ITEM NUMBER**

REFERENCE No.	MFG CODE	FIG No.	ITEM No.	REFERENCE No.	MFG CODE	FIG No.	ITEM No.
03C67-1	89513	55	22	1105993	16764	16	10
03C67-4	89513	55	11	1110X5	79470	27	1
03C67-6	89513	55	20	118644	16764	18	9
03C67-7	89513	55	21	1124-1-8	80996	29	11
03C67-8	89513	55	32	112578	24617	7	5
03C68	89513	55	33	113180	24617	47	6
03C69	89513	55	27	1148	78252	83	16
03C70	89513	55	28	11711	10665	44	21
03C71	89513	55	26	11785	91692	65	19
03C73	89513	55	1	119	50798	73	17
034-0001-00	14569	39	29	12821S	78940	8	1
035-0002-03	14569	39	23	12X1014	19728	15	10
036-0008-02	14569	39	19	12X196	19728	15	15
04C03	89513	61	39	122	59730	49	6
04C04	89513	61	37	12204	76122	62	1
04C14	89513	54	10	12288	79960	8A	1
05C30-1	89513	60	4	123	59730	49	1
05C51	89513	58	10	12384	73370	14	
05C98	89513	55	3	124545	16764	17	27
06C53	89513	55	9	1246	07464	43	37
066-0010-00	14569	42	10	12475	10665	1	1
07C80	89513	61	33	125438	19207	82	4
075-0001-02	14569	40	10	126105	07464	46	7
07759	78410	27	8		07464	46	17
07762	78480	27	10	126153	10665	65	6
07766	78480	27	7	126163	10665	65	3
07769	78480	27	6	126169	07464	65	10
07770	78480	27	11	126200	07464	65	9
08C58	89513	61	34	127961	24617	29	17
08C81	89513	61	27	132-15	33334	51	10
08065-01	99062	93	16	1320-3	33334	t51	3
08227	78480	27	9	133C66	33334	51	4
1-1-2V2431	48422	3	32	135C3	33334	51	5
1-1-2V2432	48422	3	34	137318	19207	82	3
1-1-2V3279	48422	3	35	137894	24617	80	20
1-1-2V3981	48422	3	36	1402A1	80837	70	9
1-1-2V3989	48422	3	31	14125A	60038	70	33
1-1-2V4094	48422	3	26		60038	71	24
1-1-32DIA6-29-32LG	48422	3	30	142	59730	49	3
1-1-32HEX15-32LG	48422	3	28	142703	66289	19	13
1-2V3979	48422	2	21	14274	60038	70	34
1A25A	72692	59	8		60038	71	25
1A26A	72692	59	13	144118	24617	80	22
1A278	72692	59	21	144163	24617	29	6
1A2PA	72692	59	19	145E8	33334	51	15
1A30	72692	59	15	1453A40	80837	70	22
1A31A	72692	59	14		80837	70	27
1A33	72692	59	11	145310	33334	51	14
1A36	72692	59	16	146	76122	62	11
1A37	72692	59	20	146-4	33334	51	12
1A38	72692	59	9	15-160A149-64LG	48422	2	18
1A39	72692	59	10	15-186	79575	13	5
1A41A	72692	59	17	15D21G3	02295	49A	3
1A58	72692	59	12	150A	72635	67	9
	72692	59	18	16115	07464	2	44
1XA76	79575	12	7		07464	65	15
10	66289	9	6		10665	3	14
100-0013-13	14569	39	20		10665	28	8
	14569	40	3	161468	07464	50	3
100-0013-14	1456	39	28	1615-1-7-16-1T011	71956	34	6
100-0013-16	14569	39	16	1615-15-16T01-1-4	71956	47	2
100-0013-30	14569	39	7	161580	07464	1	24
	14569	40	7	1630	70485	5	19
100-0013-38	14569	39	10	164-4	80252	74	5
100-0013-51	14569	39	24	1662	24455	67	10
101-0002-15	14569	40	1	17117	07464	29	5
10113	73370	14	13	1751A1	80837	70	8
103101	19207	6	2	176B18K01	78940	8	18
10407	79575	12	13	1765-341PS1	37239	52	12
1044-R1-6	94983	47	19	179864K01	78940	8	16
1044-82	94983	47	8	1860801	16764	14	10
1044-89-6	94983	47	11	1870350P1	02295	49	6
1044C3	94983	47	18	1886685	16764	17	1
105	27182	76	24	19869	89513	61	31
106C403ACA	02295	49	12	1903427	16764	17	3
106972	14569	47	14	1905219	16764	17	6
10708	09386	85	7	1906935	16764	16	15
10709	09386	85	7	1914741	16764	17	7
10757	73370	14	11	1914750	16764	17	16
10885488	19207	70	13	1918043	16764	17	19
11-1601A4-21-32LG	48422	2	17	1922994	16764	17	14
11891	89513	60	7	1924861	16764	17	9

**Section IV. INDEX - FEDERAL STOCK NUMBER AND REFERENCE NUMBER
CROSS - REFERENCE TO FIGURE AND ITEM NUMBER**

REFERENCE No.	MFG CODE	FIG No.	ITEM No.	REFERENCE No.	MFG CODE	FIG No.	ITEM No.
1924877	16764	17	23	238831	06853	91	27
1924878	16764	16	11	238832	06853	91	26
1925413	16764	17	26	238933	06853	91	8
1925415	16764	17	25	238834	06853	91	8
1925416	16764	17	22	238835	06853	91	7
1926186	16764	17	28	238837	06853	91	36
1926187	16764	17	31	238838	06853	91	35
1927912	16764	17	15	238840	06853	91	20
1927959	16764	17	20	238841	06853	91	17
1935960	16764	16	13	238842	06853	91	18
194002	98343	88	1	230136	06853	91	19
194003-5	98343	88	2	230214	06853	91	25
10416P4	16764	7	4	239267	06853	91	32
1044373	16764	17	5	239269	06853	91	21
1957116	16764	17	21	239376	06853	91	22
2V3875	48422	3	25	239689	06853	91	23
20R	22337	85	3	239750	06853	90	12
20X63	10728	15	26	239755	06853	91	33
20X002	19728	15	4	239758	06853	89	2
200360	06853	92	7	239873	06853	91	11
200361	06853	92	7A	24817	89513	60	5
200362	16764	17	11	24821	89513	60	18
202986	06853	88	6	24830	89513	60	12
203134	06853	92	13	24833	89513	60	9
203414	06853	91	12	24891	89513	60	17
204781	06853	88	5	240211	06853	91	31
205053	06853	80	19	240212	06853	91	30
	06853	92	6	240542	06853	90	7
205102	06853	92	15	240856	06853	91	15
205103	06853	92	14	240858	06853	91	10
205104	06853	92	12	240859	06853	91	16
205190	19207	82	5	241992	06853	88	21
205498	06853	80	21	241993	06853	88	20
205730	06853	92	3	241996	06853	88	19
205824	06853	92	9	241997	06853	88	30
2061A	79575	13	4	241998	06853	88	17
21811	89513	61	30	241999	06853	88	29
21NE048	72962	35	7	242000	06853	88	28
210261	06853	91	3	262001	06853	88	27
212W112-M1	80201	29	20	242002	06853	88	26
2122	79575	13	11	242003	06853	88	24
214745	06853	91	34	242004	06853	88	25
214747	06853	90	9	242013	06853	88	8
215310	06853	92	23	242019	06853	88	33
216060	06853	92	11	242022	06853	88	7
217799	06853	92	4	242228	06853	91	9
2282-18F15149T55-4	99062	93	4	242413	06853	88	31
220098	06853	92	10	243023	06853	88	22
220531	19207	82	13	243641	06853	90	13
222797	06853	91	2	243642	06853	90	6
223829	19207	82	18	243644	06853	90	2
226	05991	43	39	243648	06853	90	4
226293	06853	92	16	244169	06853	88	18
227746	06853	88	9	244545	06853	90	a
2281	70485	70	6	244546	06853	90	11
2282	63220	28	11	244547	06853	90	10
228499	06853	91	24	25895	89513	60	3
228743	06853	92	22	250H	07464	46	5
228790	06853	88	4	2517-15-16T01-1-4	71956	36	11
2288	79575	13	9	2635	79575	12	8
229603	06853	89	1	268	59730	49	5
230111	06853	88	14	2710	61208	37	9
2302J008	78252	64	19	2720-2788	60038	29	25
2302J012	78252	83	15	274937	16764	17	3
231	72635	53	6	277263	06853	88	32
232850	06853	91	13	277664	06853	92	1
233062	06853	92	18	277726	06853	88	15
233572	06853	92	19	277746	06853	88	15
234045	06853	90	3	277831	06853	88	23
235063	06853	90	5	277899	06853	88	13
235858	06853	88	16	277900	06853	88	3
236742	06853	89	7	277924	06853	88	3
236743	06853	89	6	278803	06853	91	37
236744	06853	89	4	279572	06853	92	8
236745	06853	89	3	279824	06853	90	1
237648	06853	91	4	28C04	89513	61	7
	06853	91	14	28C05	89513	61	6
237886	06853	88	10	28C14	89513	61	10
237887	06853	88	11	28C16	89513	54	8
237892	06853	88	12	28C17	89513	55	16
238412	06853	89	5	28C19	89513	58	5
238564	06853	91	28	28C22	89513	59	7

**Section IV. INDEX - FEDERAL STOCK NUMBER AND REFERENCE NUMBER
CROSS - REFERENCE TO FIGURE AND ITEM NUMBER**

<u>REFERENCE No.</u>	<u>MFG CODE</u>	<u>FIG No.</u>	<u>ITEM No.</u>	<u>REFERENCE No.</u>	<u>MFG CODE</u>	<u>FIG No.</u>	<u>ITEM No.</u>
28C24	89513	59	6	50SG	99752	1	22
2RC26-3	89513	61	4	5020	73370	14	17
200F12	72635	67	8	503275	L9207	71	8
201	72635	67	2	503335	19207	82	19
297-11	33334	51	11	504-0017-00	14569	40	9
297-6	33334	51	8	504203	19207	82	8
207-60	33334	51	7		19207	82	23
3-4DIAX9-16LG	48422	2	14	50425	10665	47	1
3-4V1627	48422	2	12	50487	07464	36	15
3-4V3875	48422	2	11	50488	07464	36	14
30865	89513	54	2	506882	19207	82	14
305	24455	53	7	510-0010-00	14569	39	17
30R7	76122	62	13	510-0063-00	14569	39	25
3129K375PSI	06023	2	50	5100-375	79136	29	35
	06023	46	10	5100-50	79136	73	8
313	06247	5	25		79136	76	18
3219	79575	12	12	51038	07464	1	13
33-11A	06023	65	11	512136A	07464	38	2
3406	76122	62	2	512153	07464	44	23
3407	76122	62	3		07464	45	3
3409	76122	62	5	51220	07464	52	4
3422-281TR74-100	76122	62	16	512390	07464	49	4
3427	76122	62	15	51344	07464	5	26
3442	76122	62	9	51820	07464	80	14
3448	76122	62	12	51829	07464	18	7
3451	76122	62	14	52	24616	86	11
3452A	76122	62	4		27182	73	21
3453	76122	62	7	520-0006-00	14569	40	4
3454	76122	62	6	523110	07464	1	19
3461	76122	62	10	523127	10665	3	29
3463G	76122	63	1	523128	10665	2	49
3477	76122	62	8	523246	10665	30	9
35T36	39428	72	15	523304	10665	30	[B
357N	57733	5	21	523321	10665	61	45
358187	07464	61	46	523376	07464	73	7
358281	07464	73	11		07464	76	21
358292	07464	76	16	523381	10665	73	15
3544T1	39428	94	10	523476	07464	63	8
35876	10665	1	16		10665	63	2
35897	07464	2	4	5338701AHGI	03510	48	21
3591TB4FT	39429	72	17	533314	07464	73	18
3504G1	07464	76	5	5391	07464	43	27
3594G2	07464	76	5	539108	07464	43	26
3507	07464	72	9	539110	07464	2	39
3598	07464	65	20	539115	07464	63	22
3598-1	07464	65	24	539118	07464	7	7
3598-2	07464	65	27	539135	07464	1	21
3598-3	07464	65	26		07464	28	2
3598-4	07464	65	25	53314	07464	52	it
3598-5	07464	65	23		07464	46	6
3598-6	07464	65	22	539140	07464	46	12
3598-7	07464	65	21		07464	46	16
37134	07464	30	7	530149	07464	44	13
37991	09386	85	6	539157	07464	64	10
37892	09386	85	6	539184	07464	65	5
39A19	80513	60	11	530194	07464	65	8
39B81-1	80513	57	1	5392	07464	50	4
39B81-2	89513	54	4	539215	07464	43	29
39B81-3	89513	54	5		07464	44	16
39P	72635	53	3		07464	65	13
3906T12	39428	74	7	539243	07464	28	4
	39429	79	1	539257	07464	2	31
410120	01212	47	16		07464	2	33
42C15120-205	19207	92	15	539250	07464	46	15
42018	61208	37	10	531312	07464	46	8
4210	79575	12	11		07464	46	18
434	72635	53	5	539351	07464	63	34
447	72635	3	8	539365	07464	64	8
453460	16764	17	12	539373A	07464	63	51
453699	16764	17	8	5934	07464	92	5
455154	16764	17	13	539433	07464	2	36
4599	79575	12	28	539434	07464	3	16
4714	07464	30	6		07464	3	37
48P8	56289	50	21	530440A	07464	3	2
496A564	88042	84	7	530460	07464	1	20
4942	61208	37	4	53954	07464	52	1
4949	61208	37	19	53955	07464	64	11
5-4D02GROOVEBSEC	71956	47	3	539570	07464	64	6
5-8PD3GROOVEBSEC	71056	34	7	539586	07464	63	21
	71956	36	12		07464	64	16
5K215BG215	03510	49	4	539630	07464	38	21
50-6S	58553	38	16	53990	07464	1	36

**Section IV. INDEX - FEDERAL STOCK NUMBER AND REFERENCE NUMBER
CROSS - REFERENCE TO FIGURE AND ITEM NUMBER**

<u>REFERENCE No.</u>	<u>MFG CODE</u>	<u>FIG No.</u>	<u>ITEM No.</u>	<u>REFERENCE No.</u>	<u>MFG CODE</u>	<u>FIG No.</u>	<u>ITEM No.</u>
54A22	89513	56	36	558955	07464	73	14
54A23	89513	56	14	558986	07464	76	17
54A24	89513	56	16	559394	10665	37	1
54A26	89513	56	35	559399	07464	77	10
540150	07464	63	23	559400	07464	78	11
	07464	63	36	559416	07464	41	8
	07464	63	52	559417	07464	7	4
540168	07464	43	28	559425	07464	5	39
540204	07464	2	45	559427	07464	5	1
	07464	3	15	559428	07464	5	15
	07464	65	14	559429	07464	19	12
540224	07464	64	7	559432	07464	23	1
540230	07464	46	13	559433	10665	51	8
540234	07464	2	37	559434	07464	39	3
54028	07464	1	37	559435	07464	84	12
540289	07464	63	50	559439	07464	94	11
54029	07464	28	12	559443	07464	32	4
	07464	65	7	559455	07464	19	11
540301	07464	3	3	559458	07464	19	10
54031	07464	28	3	559459	07464	34	11
540348	07464	64	12	559463	07464	42	14
540362	07464	3	42	559464	07464	36	19
540375	07464	2	40	559465	07464	36	8
540401C	07464	2	38	559466	07464	44	24
540432	07464	46	9	559469	07464	63	14
540442	07464	46	19	559472	07464	63	7
54045	07464	65	4	559473	07464	64	18
540498	07464	63	35	559489	07464	44	8
540536	07464	7	8	559490	07464	84	13
54054	07464	63	20	559493	07464	81	6
	07464	64	17	559494	07464	81	2
540540	07464	64	9	559495	07464	81	7
54055	07464	63	32	559499	07464	69	17
54064	07464	2	34	559512	07464	69	16
541A278P1	02295	49A	7	559513	07464	69	12
5411	79575	12	5	559515	07464	69	21
	79575	12	8	559528	10665	4	14
54253	10665	47	12	559529	10665	4	8
5431	79575	12	14	559530	10665	4	9
54414	07464	28	5	559539	07464	32	5
	41947	38	14	559540	07464	32	6
544272	07464	2	8	559556	07464	72	23
54435	07464	43	23	559559	07464	69	6
54436	07464	28	7	559560	07464	16	6
544577	07464	63	4	559561	07464	84	3
54465	07464	3	5	559567	07464	84	6
	07464	3	13	559568	07464	84	8
	07464	43	3	559571	07464	79	17
	07464	43	31	559573	07464	69	1
	07464	44	15	559574	07464	76	13
54469	07464	1	11	559575	07464	69	5
5447	07464	3	4	559576	07464	75	5
	07464	43	4	559582	07464	73	4
	07464	43	22	559584	07464	73	10
5448	07464	2	6	559606	07464	43	19
5449	07464	1	10	559607	07464	43	34
545	72635	53	10	559609	07464	76	11
546A301G11	02295	49A	9	559610	07464	75	10
546A301G12	02295	49A	5	559631	07464	74	21
546A301G2	02295	49A	8	559649	07464	64	4
546A301G5	02295	49	4	559650	07464	65	18
546A301G8	02295	49A	10	559657	07464	3	11
546SA588PI	02295	49	2	559659	07464	3	21
549420F	07464	83	8	559660	07464	3	22
55A26	89513	56	15	559661	07464	3	17
	89513	56	17	559662	07464	3	18
5516	79575	13	22	559663	07464	3	19
5518	79575	13	20	559664	07464	3	20
5519	79575	13	18	559665	07464	3	8
5520	79575	13	26	559702	07464	2	46
5567	79575	13	24	559704	07464	2	51
558257	07464	80	1	559705	07464	2	35
558258	07464	80	12	559706	07464	68	3
558409	07464	50	2	559708	07464	4	16
	07464	72	16	559709	07464	43	15
558654	07464	41	6	559710	07464	78	4
558680	07464	12		559712	07464	83	7
	07464	2	23	559713	07464	18	13
558859	07464	76		559714	07464	75	13
558909	07464	63	9		07664	78	8
558953F	07464	73	6	559715	07464	50	11
	07464	76	20	559716	07464	52	3

**Section IV. INDEX - FEDERAL STOCK NUMBER AND REFERENCE NUMBER
CROSS - REFERENCE TO FIGURE AND ITEM NUMBER**

REFERENCE No.	MFG CODE	FIG No.	ITEM No.	REFERENCE No.	MFG CODE	FIG No.	ITEM No.
559718	07464	49	11	560236	07464	44	4
559721	07464	2	26		07464	44	5
519722	07464	1	3	5603	07464	3	6
559724	07464	38	6		07464	28	6
559725	07464	45	10		07464	38	15
559726	07464	1	23		07464	41	2
559728	07464	74	3		07464	44	10
559730	07464	45	11		07464	44	11
559731	07464	5	38		07464	44	12
559732	07464	5	37	5605	07464	1	6
559740	07464	42	15		07464	38	19
550741	07464	52		5606	07464	38	8
559742	07464	46	11	5607	07464	52	7
559743	07464	46	4		07464	52	8
559746	07464	46	14		07464	63	18
559751	07464	7	3		07464	63	19
559752	07464	2	30		07464	63	27
559753	07464	63	48		07464	63	31
559755	07464	16	1		07464	63	40
559756	07464	14	7		07464	79	16
559757	07464	69	20	5610	79575	13	28
559758	07464	3	38	561611	07464	1	33
559761	07464	3	44	561648	07464	1	26
550762	07464	1	9	561664	07464	1	35
559763	07464	49	1	561665	07464	1	34
559764	07464	5	20	561666	07464	1	28
559765	07464	5	10	561667	07464	1	27
559766	07464	77	7	561668	07464	1	30
559767	07464	42	6	56196	10665	2	19
559768	07464	75	19		10665	2	42
559770	07464	18	4	56197	10665	2	48
559771	07464	45	2	56199	10665	3	33
559772	10665	63	17	5633	79575	12	24
559773	10665	43	16	571107	07464	30	20
559774	10665	43	18	571111	07464	30	13
559775	07464	54	17	571113	07464	29	23
559777	07464	42	4	571117	10665	30	12
559778	07464	75	5	571123	10665	30	4
559779	07464	75	5	571156	10665	30	17
559780	07464	75	5	571157	10665	30	19
559781	07464	75	5	571158	07464	30	8
559782	07464	75	5	571159	10665	30	15
559783	07464	75	5	571168	07464	29	18
559784	07464	75	5	571185	07464	29	33
559785	07464	75	5	571186	07464	29	37
559786	07464	75	5	571187	07464	29	28
559787	07464	63	11	571188	07464	29	34
559789	07464	75	2	571189	07464	29	31
559790	07464	75	3	571194	07464	28	1
559791	07464	75	4	57128	07464	30	5
559792	07464	31	8	57131	07464	1	17
559793	07464	31	7	5716	07464	1	18
559795	07464	1	14	5717	79575	12	22
559706	07464	61	50	574-10	33334	52	15
559801	07464	63	10	574-11	33334	52	16
559902	07464	44	1	574-3	33334	52	17
559903	07464	74	6	574-5	33334	52	19
559804	07464	18	14	574-6	33334	52	18
559805	07464	45	1	577-0004-00	14569	41	9
559806	07464	84	4	581980	10665	83	11
559809	07464	33	3	581980G	10665	83	12
559811	07464	31	4	5900	79575	12	21
559812	07464	84	9	590219	19207	82	16
559813	07464	37	2	5926	79575	13	25
559866	07464	72	14	59263	09386	85	13
559867	07464	72	11	59264	09386	85	13
559868	07464	72	12	593599	19207	70	17
559869	07464	72	8		19207	71	13
559870	07464	4	4	5936190	73331	68	9
559871	07464	74	14	60A12	89513	56	20
559872	07464	49A	14	60A21	89513	56	40
559873	07464	4	2	60A30	89513	56	22
5601	07464	38	10	600	85	85	10
560143	07464	38	24	605131AZ	07464	39	1
5602	07464	79	8	605131A2	07464	29	1
560233	10665	7	5	60513182	07464	94	7
560236	07464	43	5	605131V	07464	81	3
	07464	43	6	605131W	07464	34	2
	07464	43	7		07464	36	4
	07464	43	8	60513351	07464	69	11
	07464	43	20	605133H1	07464	30	10
	07464	43	21	605133J6	07464	69	8

**Section IV. INDEX - FEDERAL STOCK NUMBER AND REFERENCE NUMBER
CROSS - REFERENCE TO FIGURE AND ITEM NUMBER**

REFERENCE No.	MFG CODE	FIG No.	ITEM No.	REFERENCE No.	MFG CODE	FIG No.	ITEM No.
605324	07464	2	27	7049603	19207	82	12
	07464	63	49	7057	79575	13	15
605326	07464	3	12	71-622	70903	4	1
	07464	3	41	73A64	89513	60	14
	07464	46	3	7304-01	06853	91	6
605335	07464	72	7	732A500AFP1	03510	48	25
60597Y	07464	72	10	732A501AHP1	03510	48	22
606109	07464	5	12	7320641	19207	68	8
606121	07464	80	15	7320658	73331	68	11
606183K	07464	73	12	7341500	19207	70	38
606191	07464	79	2	7341501	00000	71	33
606194	07464	75	20	7365938	00000	70	3
606201	07464	43	32		00000	71	3
	07464	52	2	739A310DC	03510	48	28
	07464	73	1	7418105	19207	14	16
	07464	73	20	74555	01317	65	32
	07464	76	3	752189	07464	65	16
	07464	76	22	7525173	18207	80	11
606263	07464	4	15	7525997	73331	68	13
606274	07464	66	1	7526018	73331	68	10
606275	07464	80	5	7526508	73331	66	12
6063473	07464	36	9	7526509	73331	66	15
607108	07464	29	2	7526515	73331	66	14
	07464	34	3	7526516	73331	66	6
	07464	36	7	7526796	73331	66	8
	07464	39	5	757826	92418	76	14
	07464	81	5	76A64	89513	56	27
607130	07464	33	4	760	74410	82	1
60759	07464	65	17	760250	92418	76	12
60775	07464	69	10	7617	79575	13	23
609154	07464	29	4	7644	79575	12	20
	07464	39	2	77A11	89513	56	34
60951R	07464	75	1	77A18	89513	56	33
60953E	07464	19	2	77A23	89513	56	26
	07464	42	7	7714880	19207	82	11
	07464	74	20	7714881	19207	82	9
60953K	07464	84	1	7716710	19207	4	10
51A78	89513	56	4	7720853-5IN	19207	18	8
615A1	78940	8	17	7722048	19207	82	21
6199	79575	13	19	7722049	19207	82	22
62A26	89513	56	18	7722333	18207	80	10
62A41	89513	56	48	7723309	00000	80	0
62A60	89513	56	24	7731428	00000	80	6
62A63	89513	56	43	7760103	19207	82	2
62A66	89513	56	23	7760104	10207	82	17
62A69	89513	56	49	7760105	19207	82	20
62A72	89513	56	6	7871	79575	12	4
6204	79575	13	14	79A48	89513	56	30
6245-24	09393	5	22	7908	79575	13	7
628	14959	64	5	7974885	19207	70	19
62973	07464	84	2	7974886	00000	71	14
63-12-410	28718	34	15	7974887	19207	70	18
63-13-410	28718	34	16	799	72635	53	9
63-23-410	28718	35	10	8	74382	4	3
63-32-410	28718	35	4	80P3	80183	18	5
63-37-410	28718	35	5	809062	16764	17	17
63-48-410	28718	35	3	81010	14569	39	21
63-64-410	28718	35	2	8113	73370	14	15
63-P9-410	28718	35	6	8133	73370	14	10
63A50	89513	56	45	8134	73370	14	18
63H1-410	28718	34	12	8157	33334	52	14
63H31-410	2871R	35	9	83000	14569	39	6
6424	79575	13	2	83038	14569	40	6
6425	79575	13	3	83039	14569	39	31
6465	79575	13	16	8376574	19207	70	82
653	60038	85	14		19207	71	20
5585	79575	13	12	8376583	00000	70	25
663	60038	85	17		00000	71	19
66580-3	09386	85	4	8376584	00000	71	18
6731429	96452	38	25	8376585	19207	70	16
6732	79575	12	10		19207	71	11
68A80	89513	56	44	8376586	00000	71	4
6984	79575	12	23		19207	70	4
7004-01	06853	91	1	8376590	19207	70	35
7004-05	06853	91	5	8376591	19207	70	29
7004-11	06853	91	29	8376593	19207	70	40
7014984	19207	70	10		19207	71	29
703127	19207	70	32	8376595	00000	70	43
	19207	71	23		00000	71	32
7044253	19207	82	10	8376596	00000	70	42
7045777	19207	70	41		19207	71	31
	19207	71	30	8376610	19207	70	21

**Section IV. INDEX - FEDERAL STOCK NUMBER AND REFERENCE NUMBER
CROSS - REFERENCE TO FIGURE AND ITEM NUMBER**

<u>REFERENCE No.</u>	<u>MFG CODE</u>	<u>FIG No.</u>	<u>ITEM No.</u>	<u>REFERENCE No.</u>	<u>MFG CODE</u>	<u>FIG No.</u>	<u>ITEM No.</u>
8376611	19207	70	23				
8379625	19207	70	15				
	19207	71	10				
8370855	19207	70	31				
	19207	71	22				
85721-3	80089	55	18				
86A96	89513	56	41				
8558096	19207	82	7				
8735548	19207	70	26				
8739	79575	13	6				
9-1207-21	15840	1	32				
900529	16764	17	29				
904793	16764	17	24				
9138	79575	12	1				
9417735	16764	17	18				
9421424	16764	17	2				
968-4	06023	65	12				
99445	89513	61	9				
99A09	89513	56	46				
998-0661-28	14569	39	14				

ITEMS NOT ILLUSTRATED

<u>STOCK NUMBER</u>	<u>GROUP No.</u>	<u>REFERENCE No.</u>	<u>MFG CODE</u>	<u>GROUP No.</u>
2805-366-6218	05	FP900	70955	05
2805-366-6270	05	FP901	70955	05
2805-366-9739	05	FP903	70955	05
2805-366-9740	05	FP904	70955	05
2805-374-3151	05	FP917	70955	05
2805-388-6660	05	MS13931-5	96906	05
2805-388-6661	05	MS13931-6	96906	05
2805-517-9808	05	QC71A	79960	05
2805-517-9810	05	4210	81336	04
2805-527-7732	05	7871	81336	04
2805-528-5799	05			
2805-529-8378	05			
2805-695-8784	05			
2805-720-4773	05			
2805-776-8016	05			
2805-776-8017	05			
2805-776-8077	05			
2805-775-8115	05			
2805-919-3602	05			
2910-176-4118	04			
2910-354-4848	04			
2910-354-4935	04			
2910-360-4548	04			
2910-641-3734	04			
2910-718-7996	04			
2910-727-6947	04			
2910-773-2149	04			
2910-774-4752	04			
2910-776-7900	05			
2910-832-9241	05			
2910-980-1705	04			
2820-353-6618	04			
2920-360-8381	04			
2820-428-3830	04			
2920-661-4446	04			
2920-712-1267	04			
2920-740-2882	04			
2940-774-4747	05			
5305-354-4755	04			
5305-509-9344	04			
5305-826-1783	04			
5330-176-4123	04			
5330-291-2943	04			
5330-291-9873	04			
5330-319-5060	04			
5330-358-5683	04			
5330-366-7243	04			
5330-397-9776	04			
5340-281-6688	04			
5910-740-2855	04			

By Order of the Secretary of the Army:

W. C.

WESTMORELAND

Genera

*I, United States Army,
Official:
of Staff.*

Chief

**KENNETH G. WICKHAM,
Major General, United States Army,
The Adjutant General.**

Distribution:

To be distributed in accordance with DA Form 12-25, Sec I (qty rqr Block #127),
Direct/General Support requirements for Equipment: Gas Generating.

RECOMMENDED CHANGES TO EQUIPMENT TECHNICAL PUBLICATIONS



*THEN...JOT DOWN THE
DOPE ABOUT IT ON THIS FORM.
CAREFULLY TEAR IT OUT, FOLD IT
AND DROP IT IN THE MAIL.*

SOMETHING WRONG WITH PUBLICATION

FROM: (PRINT YOUR UNIT'S COMPLETE ADDRESS)

DATE SENT

PUBLICATION NUMBER

PUBLICATION DATE

PUBLICATION TITLE

BE EXACT PIN-POINT WHERE IT IS

PAGE NO.	PARA-GRAPH	FIGURE NO.	TABLE NO.

IN THIS SPACE, TELL WHAT IS WRONG AND WHAT SHOULD BE DONE ABOUT IT.

PRINTED NAME, GRADE OR TITLE AND TELEPHONE NUMBER

SIGN HERE

PIN: 025573-000